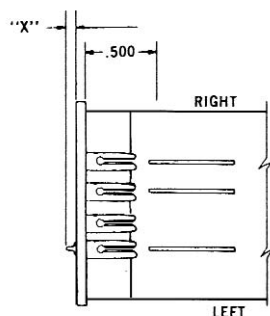


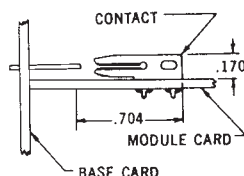
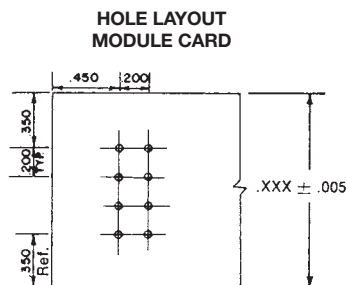
# Varicon®

## Series 5208 – Contact Strip

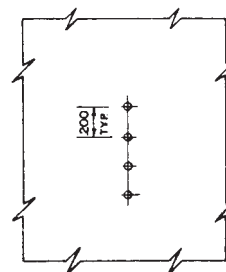
### Perpendicular Cards – Pad Spacing .200"



| Contact | "X"  |
|---------|------|
| 113     | .060 |
| 114     | .060 |
| 115     | .060 |
| 121     | .281 |
| 122     | .250 |



HOLE LAYOUT  
BASE CARD



All hole diameters are  $\begin{matrix} +.000 \\ -.004 \end{matrix}$   
Hole locations to be within  
.006" diameter of true location

## TECHNICAL SPECIFICATIONS

### Contacts:

Supplied on disposable plastic carrier strips.

### Current Rating:

8 amperes

### Contact Resistance:

0.006 Ohm, maximum

### Contact Material and Plating:

Phosphor Bronze

Gold, 10 microinches minimum,  
over nickel, 50 to 100 microinches

### Insertion/Withdrawal Force:

2 to 16 ounces per contact

## ORDERING CODE – BASE CARD CONTACTS

- Card Guides: See top drawing for appropriate part number
- Contacts

02

000

000

3

200

000

Number of Contacts  
on Strip  
1 to 63

Contact Style

|     |  |            |
|-----|--|------------|
| 113 |  | 1/16" card |
| 114 |  | 3/32" card |
| 121 |  | 3/32" card |
| 122 |  | 1/8" card  |

## ORDERING CODE – MODULE CARD CONTACTS

02

000

000

5

200

000

Number of Contacts  
on Strip  
1 to 63

Contact Style

|          |  |            |
|----------|--|------------|
| In-Line: |  |            |
| 013      |  | 1/16" card |
| 014      |  | 3/32" card |

For loose contacts, order by individual  
part numbers tabulated on page 53.