



# Series 800 Vertisocket™ w/Bifurcated Contacts for Vertical Mounting

## FEATURES

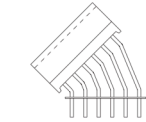
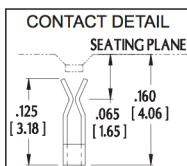
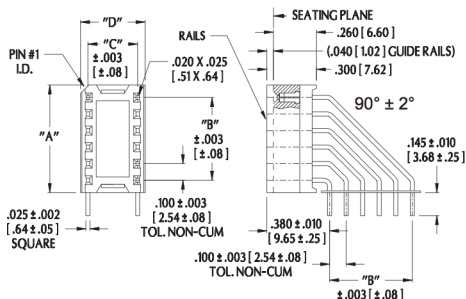
- DIP Packaging of LEDs, Incandescent Lamps, DIP Switches, Test Points, etc.
- Variations of Mounting Positions and Pin Configurations provide Exceptional Design Freedom
- Restricted Entry for Contact Protection
- Accepts Standard LEDs and Incandescent Displays as well as 0.500 [12.70] and 0.600 [15.24] Tall Displays

## GENERAL SPECIFICATIONS

- **STANDARD BODY MATERIAL:** black UL 94V-0 4/6 Nylon
- **BIFURCATED CONTACTS:** Grade A spring-tempered Phosphor Bronze per QQ-B-750
- **STANDARD CONTACT PLATING:** 10μ [0.25μ] min. Au per MIL-G-45204, over 50μ [1.27μ] min. Ni per QQ-N-290
- **PLATING OPTIONS:** 200μ min. matte Sn per ASTM B545-97(2004)e1 over 50μ [1.27μ] min. Ni per QQ-N-290 –OR– 200μ min. bright 90/10 Sn/Pb per MIL-T-10727 Type 1 over 50μ [1.27μ] min. Ni per QQ-N-290
- **CONTACT CURRENT RATING:** 1.5 amps
- **OPERATING TEMPERATURE:** 221 °F [105°C] Sn and Sn/Pb plating; 257°F [125°C] Au plating
- **INSERTION FORCE:** 110g/pin average
- **WITHDRAWAL FORCE:** 75g/pin average
- **FLAT LEADS:** flat leads up to 0.014 [0.36] thick and 0.020 [0.51] wide
- **ROUND LEADS:** up to 0.020 [0.51] dia.
- **LEAD LENGTHS:** 0.075-0.160 [1.91-4.06]


## MOUNTING CONSIDERATIONS

- **SUGGESTED PCB HOLE SIZE:** 0.044 ±0.002 [1.12 ±0.05] dia.



Consult Factory for  
Other Display Angles

"A" = (NO. OF PINS PER ROW x 0.100 [2.54]) + 0.050 [1.27]  
"B" = (NO. OF PINS PER ROW - 1) x 0.100 [2.54]



## ORDERING INFORMATION

**XX-X810-90 XX XX**

Optional Rails  
WR = Without Rails

Plating Options  
T = Sn  
TL = Sn/Pb

Display Angle

Series, Dim. "C"  
2810 = 0.200 [5.08]  
810 = 0.300 [7.62]  
6810 = 0.600 [15.24]

No. of Pins  
(See Table)

Dim. "C"	Dim. "D"	No. of Pins
0.200 [5.08]	0.290 [7.37]	8, 10
0.300 [7.62]	0.390 [9.91]	8, 14, 16, 18, 20
0.600 [15.24]	0.690 [17.53]	8, 10, 12, 14, 16, 18, 20

ALL DIMENSIONS: INCHES [MILLIMETERS]

ALL TOLERANCES: ±0.005 [0.13] UNLESS OTHERWISE SPECIFIED  
FOR HORIZONTAL MOUNTING, SEE DATA SHEET 13001

CONSULT FACTORY FOR OTHER SIZES AND CONFIGURATIONS

CUSTOMIZATION: ARIES SPECIALIZES IN CUSTOM DESIGN AND PRODUCTION.  
SPECIAL MATERIALS, PLATINGS, SIZES, AND CONFIGURATIONS CAN BE  
FURNISHED, DEPENDING ON QUANTITY.

ARIES RESERVES THE RIGHT TO CHANGE PRODUCT GENERAL SPECIFICATIONS  
WITHOUT NOTICE

PRINTOUTS OF THIS DOCUMENT MAY BE OUT-OF-DATE AND SHOULD BE  
CONSIDERED UNCONTROLLED



**ARIES**  
ELECTRONICS, INC.

2609 Bartram Road • Bristol, PA 19007-6810 USA  
TEL 215-781-9956 • FAX 215-781-9845  
WWW.ARIESELEC.COM • INFO@ARIESELEC.COM



13002  
Rev. 2.4  
1 of 1