



- Single and dual output
- Meet EN55022 Class B
- Input fuse protection
- Input reverse polarity protection
- Input in-rush current protection
- Overload and short circuit protection
- Over voltage protection
- Reliable snap-on for DIN rail TS-35/7.5 or TS-35/15
- I/O-isolation 1600 VDC
- Output DC-OK indicator

DPX20W Series

Single and Dual Output 20W Din Rail Mount
DC-DC Converters

Key Market Segments & Applications

Communication Systems, Industry Control Systems
Factory Automation, Semiconductor Equipment

DPX20W Features and Benefits

Features

- CE Approval
- Wide Range Input

Benefits

- Easier System Approvals
- Less Parts to Inventory

Specifications

		DPX20W	
ITEMS			
Rated Input voltage range		24V nominal input 9.5-36VDC	48V nominal input 18-75VDC
Frequency		400Hz, typ	
Maximum Input Current		See Table	
Input Fuse		24V input, 6A Fuse	48V input, 4A fuse
Max Output Power (W)		See Table	
Voltage Accuracy		Single/Dual $\pm 1.0\%$ / Single (3.3vo) $\pm 1.5\%$	
Voltage Adjustment	(Note 7)	Single output $\pm 10\%$	
Line Regulation (LL to HL at full load Single)		Single $\pm 0.2\%$ / Dual $\pm 0.5\%$	
Ripple and Noise		20MHz bandwidth See table	
Start up time (Nominal Vin and constant resistive load)		Power up 100mS, typ (remote On/Off 20mS, typ)	
Remote on/off (option)	(Note 2)	POSITIVE Logic: ON: Open or 3-12V, OFF Short or <1.2V NEGATIVE Logic: ON: Short or <1.2V, OFF Open or 3-12V	
Efficiency		See Table	
Over Current Protection, Factory Set		Maximum, 150% of full load	
Short Circuit Protection	(Note 3)	Hiccup, auto recovery	
Overvoltage Protection		3.3V output	3.9V
		5V output	6.2V
		12V output	15V
		15 output	18V
Operating Temperature		-40°C ~ 78°C (without derating) 78°C ~ 91°C (with derating - see curve)	
Storage Temperature		-40°C ~ 105°C	
Thermal Shock		MIL-STD-810F	
Relative Humidity (non condensing)		5% to 95% RH	
Transient Response (25% step load change)		250µS	
MTBF BELLCORE TR-NWT-000332	(Note 1)	1,393,000 hrs	
Vibration		MIL-STD-810F	
Conducted and Radiated Emissions		EN55022, Class B	
Immunity		EN61000-4-2, EN61000-4-3, EN61000-4-4, EN61000-4-5, EN61000-4-6 Perf. Criteria A	
Safety		CE	
Size (H x W x D)		57.6 x 24.5 x 125.0 mm	
Weight		147.5g	
Connector		Screw Terminal	
Cooling		Convection	
Front Panel LED		Output DC good	
Warranty		2 Years	

Notes: See page 2

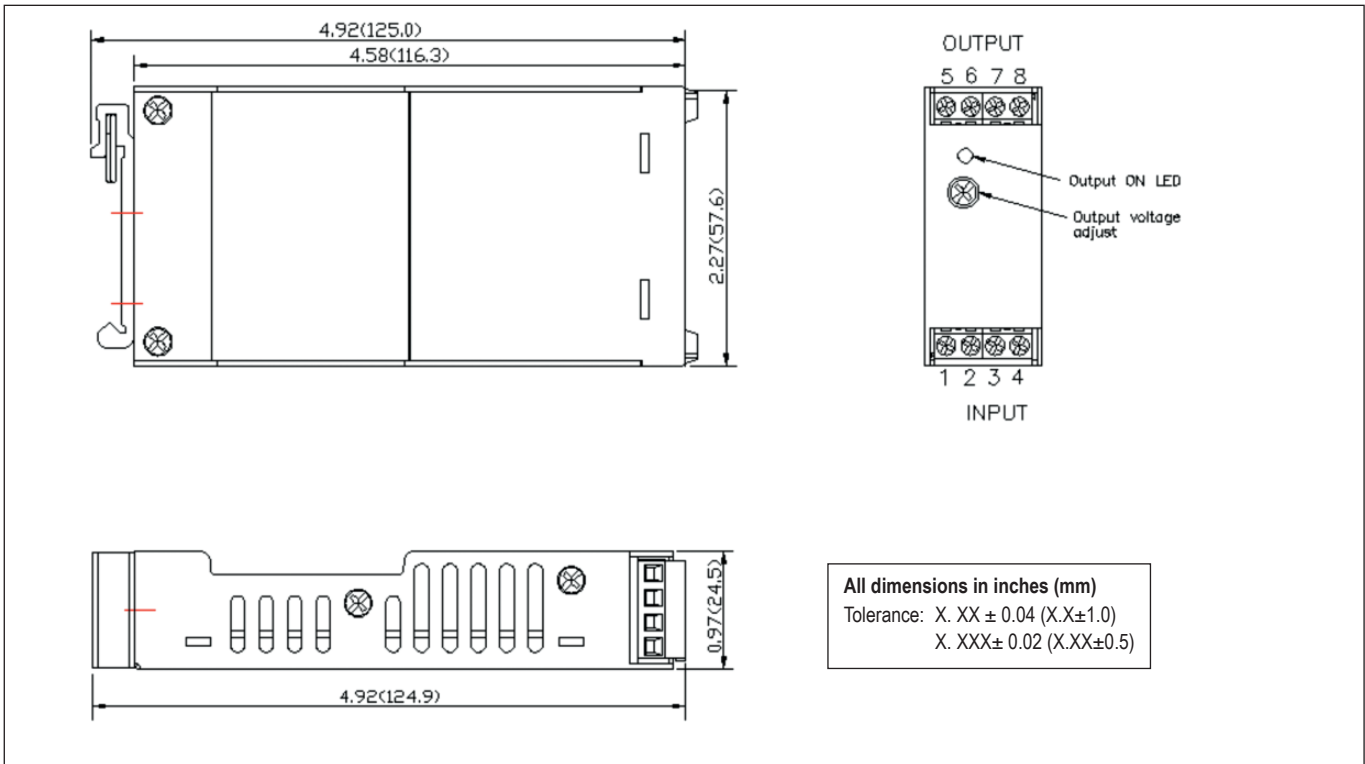


Notes

1. BELLCORE TR-NWT-000332. Case I: 50% Stress, Temperature at 40°C. MIL-HDBK-217F Notice2 @Ta=25°C, Full load(Ground, Benign, controlled environment).
2. The ON/OFF control pin voltage is referenced to -Vin. Positive logic standard. To order Negative logic ON/OFF control add the suffix-N (Ex:DPX20-48WS05-N)
3. Typical value at nominal input voltage and full load.
4. Typical value at nominal input voltage and no load.
5. Maximum value at nominal input voltage and full load.
6. Test by minimum Vin and constant resistive load.
7. Single outputs have a potentiometer to adjust the output voltage.

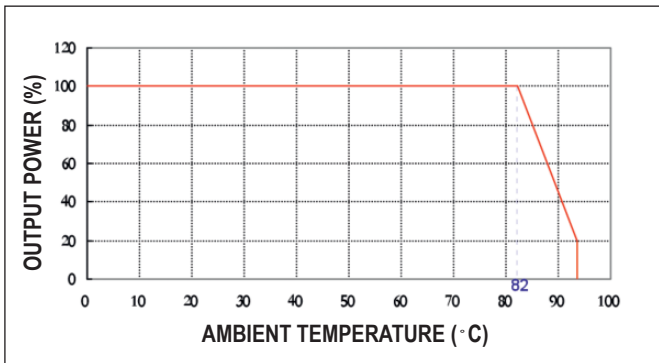
Model Selector									
Model	Input Range	Output Voltage	Output Current Min Load	Output Current Full Load	Output (3) Ripple & Noise	Input Current No Load (4)	Input Current Full Load 5	Eff % (3)	Capacitor Load Max (6)
DPX20-24WS3P3	9.5 - 36 VDC	3.3 VDC	0mA	5500mA	60mVp-p	52mA	957mA	83	18000µF
DPX20-24WS05	9.5 - 36 VDC	5 VDC	0mA	4000mA	75mVp-p	67mA	1016mA	86	9600µF
DPX20-24WS12	9.5 - 36 VDC	12 VDC	0mA	1670mA	75mVp-p	26mA	1043mA	84	1650µF
DPX20-24WS15	9.5 - 36 VDC	15 VDC	0mA	1330mA	75mVp-p	27mA	1039mA	84	1050µF
DPX20-24WD05	9.5 - 36 VDC	± 5 VDC	0mA	±200mA	100mVp-p	59mA	1016mA	86	±4800µF
DPX20-24WD12	9.5 - 36 VDC	±12 VDC	0mA	±833mA	100mVp-p	34mA	1028mA	85	±825µF
DPX20-24WD15	9.5 - 36 VDC	±15 VDC	0mA	±667mA	100mVp-p	35mA	1029mA	85	±525µF
DPX20-48WS3P3	18 - 75 VDC	3.3 VDC	0mA	5500mA	60mVp-p	37mA	473mA	83	18000µF
DPX20-48WS05	18 - 75 VDC	5 VDC	0mA	4000mA	75mVp-p	37mA	508mA	86	9600µF
DPX20-48WS12	18 - 75 VDC	12 VDC	0mA	1670mA	75mVp-p	18mA	515mA	85	1650µF
DPX20-48WS15	18 - 75 VDC	15 VDC	0mA	1330mA	75mVp-p	18mA	513mA	85	1050µF
DPX20-48WD05	18 - 75 VDC	± 5 VDC	0mA	±2000mA	100mVp-p	37mA	502mA	87	±4800µF
DPX20-48WD12	18 - 75 VDC	± 12 VDC	0mA	±833mA	100mVp-p	20mA	508mA	86	±825µF
DPX20-48WD15	18 - 75 VDC	± 15 VDC	0mA	±667mA	100mVp-p	20mA	508mA	86	±525µF

Outline Drawing DPX20W Series

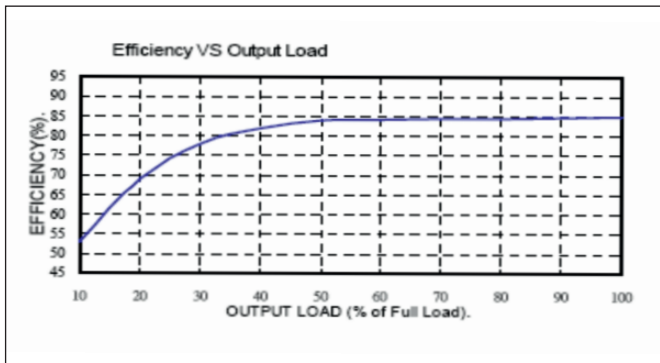




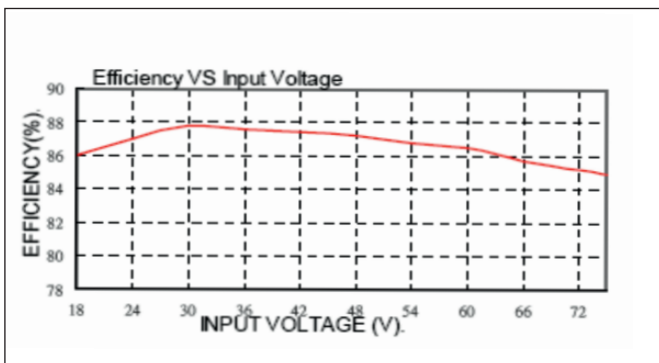
Derating Curve DPX20-48WS05



Derating Curve DPX20-48WS05



Derating Curve DPX20-48WS05



Pinout		
PIN	Single	Dual
1	CTRL	CTRL
2	- Input	- Input
3	- Input	- Input
4	+ Input	+ Input
5	NC	NC
6	- Output	- Output
7	+ Output	Common
8	NC	+ Output

Options	
Option	Suffix
Negative Logic Remote ON/OFF	- N

NC: No connection
 Screw terminals - wire range from 14 to 18 AWG

For full data and drawings please visit
www.emea.tdk-lambda.com/www/dpx



TDK-LAMBDA EMEA

www.emea-tdk-lambda.com



TDK-Lambda France SAS

ZAC des Delaches
BP 1077-Gometz-le-Chatel
91940 Les Ulis
France
Tel: +33 1 60 12 71 65
Fax: +33 1 60 12 71 66
france@fr.tdk-lambda.com
www.fr.tdk-lambda.com



TDK-Lambda Italy

Via dei Lavoratori 128/130
20092 Cinisello Balsamo (MI)
Italy
Tel: +39 02 61 29 38 63
Fax: +39 02 61 29 09 00
info.italia@it.tdk-lambda.com
www.it.tdk-lambda.com



TDK-Lambda Germany GmbH

Karl-Bold-Strasse 40
77855 Achern
Germany
Tel: +49 7841 666 0
Fax: +49 7841 5000
info.germany@de.tdk-lambda.com
www.de.tdk-lambda.com



TDK-Lambda UK Ltd.

Kingsley Avenue
Ilfracombe
Devon EX34 8ES
United Kingdom
Tel: +44 (0) 12 71 85 66 66
Fax: +44 (0) 12 71 86 48 94
powersolutions@uk.tdk-lambda.com
www.uk.tdk-lambda.com



Austria Sales Office

Aredstrasse 22
2544 Leobersdorf
Austria
Tel: +43 2256 655 84
Fax: +43 2256 645 12
info.germany@de.tdk-lambda.com
www.de.tdk-lambda.com



Nemic Lambda Ltd.

Kibbutz Givat
Hashlosha 48800
Israel
Tel: +9 723 902 4333
Fax: +9 723 902 4777
info@nemic.co.il
www.nemic.co.il

LOCAL DISTRIBUTION

