

PUSH-BUTTON PENDANT PRODUCTS



WOODHEAD® PUSH-BUTTON PENDANT PRODUCTS ARE ERGONOMICALLY DESIGNED HAND-HELD CONTROL BOXES, AVAILABLE IN A WIDE RANGE OF INDUSTRIAL-GRADE PENDANTS AND ENCLOSURES THAT FEATURE COMPACT WATERTITE® NYLON OR DURABLE NEÖTEX® RUBBER CONSTRUCTION

Watertite pendant stations are rugged enough to withstand the most hostile industrial environments, yet ergonomically designed to fit an operator's hand. Super-Safeway® pushbutton pendant stations feature NEÖTEX rubber construction to protect buttons from industrial elements. Weather-resistant pushbutton covers transform your F.S./F.D. box into a pendant station. Constructed of NEÖTEX rubber, the cover includes integral push buttons that can be wired normally-open or normally-closed.

FEATURES AND BENEFITS

Ergonomic design	Increased user comfort and satisfaction
Available in Watertite and Super-Safeway constructions	Suitable for a wide range of applications
NEÖTEX rubber construction	Optimum resistance to the effects of heat, cold, abrasion and chemicals

APPLICATIONS

- Automated assembly equipment
- Automatic doors
- Automation controllers
- Automation equipment
- Automotive plants
- Workstations

Pushbuttons Watertite® Pendant Station



Features and Benefits

- Lightweight, polycarbonate pendant enclosure is double insulated, UV stabilized and chemically resistant to provide long life
- Ergonomic design fits easily in the palm of your hand for greater comfort and reduced fatigue
- Single and two-speed button pairs have mechanical interlocks for improved safety
- The common circuit is pre-wired to save installation time
- An elastic, chemically resistant gasket ensures a tight seal between front and back
- MAX-LOC® strain relief included as standard to provide maximum cord pull-out resistance

Reference Information

UL File No.: E70531



Physical

Pendant Housing: Polycarbonate

Switches: 3A, 125/250V

Single and Two-Speed Switch Pairs: Mechanically interlocked

Cover Face Screws: Stainless Steel

Gasket and O-Ring Seal: Rubber

Cord Connection; MAX-LOC nylon strain relief with rubber grommet

Cord Grip Body Size: F3 ¾"

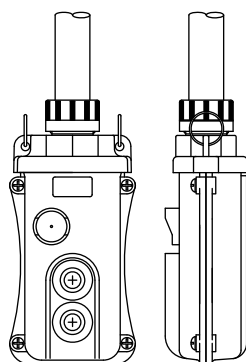
Cord Diameter: 9.53 to 20.63mm (.375 to .812")

Environmental

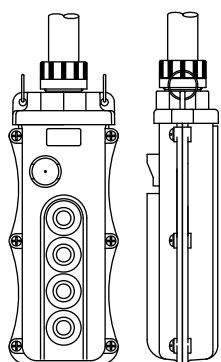
Rating: Wet industrial duty

NEMA Enclosure Rating: NEMA 4X, IP56

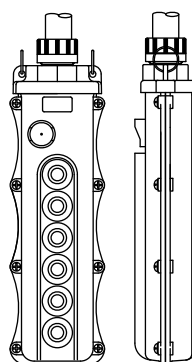
Temperature Rating: -10 to 150°F



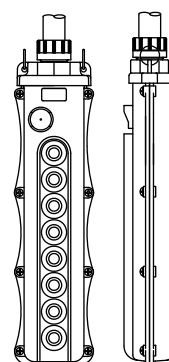
5052



5054



5056



5058

Number of Buttons	Number of Speeds	M = Momentary; N = Maintained	Woodhead No.*	Order No.
2	1		5052-1	130126-0243
2	N/A	M	5052-M	130126-0246
2	N/A	N	5052-N	130126-0247
4	1		5054-1	130126-0248
4	1	M	5054-1M	130126-0249
4	1	N	5054-1N	130126-0250
4	2		5054-2	130126-0251
6	1		5056-1	130126-0256
6	1	M	5056-1M	130126-0257
6	1	N	5056-1N	130126-0258
6	2	M	5056-2M	130126-0260
8	1		5058-1	130126-0262
8	1	M	5058-1M	130126-0263
8	1	N	5058-1N	130126-0264
8	2	M	5058-2M	130126-0266
8	3	M	5058-3M	130126-0268

* Momentary and Maintained refer to On/Off buttons only in first and second positions.

Accessory/Replacement Parts†

Description	Woodhead No.	Order No.
2-position selector switch†	505SS-2	130126-0025
3-position selector switch—NO In Center†	505SS-3NO	130126-0027
2-button single speed switch—1 NO	505SW-1	130126-0028
2-button single speed switch—2 NO	505SW-12NO	130126-0029
2-button single speed switch—NO/NC	505SW-1NONC	130126-0030
2-button 2-speed switch—1 NO	505SW-2	130126-0031
2-button switch Momentary On/Off—NO/NC	505SW-M	130126-0033
2-button switch Maintained On/Off—NO/NC	505SW-N	130126-0034
Pilot light, green, shroud mount	505PL-GS	130126-0021
Pilot light, red, shroud mount	505PL-RS	130126-0022
Pilot light, white, shroud mount	505PL-YS	130126-0023
Red mushroom On/Off switch†	505B-RM	130126-0012
Button cover, Black high ambient chemical resistance	505BC-C	130126-0008
Button cover legend sheet	505BC-L	130126-0009

† See Strain Relief Grips for wiring device/enclosure boxes for additional support

† Requires larger hole in enclosure if done as a retrofit

Dimensions

Length with MAX-LOC	Width	Depth	Woodhead Series No.
18.8cm 7.4"	8.9cm 3.5"	5.8cm 2.3"	5052
24.9cm 9.8"			5054
30.7cm 12.1"			5056
36.8cm 14.5"			5058

Pushbuttons Watertite® Pendant Station

Test/Control



Features and Benefits

- Lightweight, polycarbonate pendant enclosure is double insulated, UV stabilized and chemically resistant to provide long life
- Ergonomic design fits easily in the palm of your hand for greater comfort and reduced fatigue
- Single speed, double-throw, momentary contacts can be wired either normally-open or normally-closed for complete application flexibility
- An elastic, chemically resistant gasket ensures a tight seal between front and back
- MAX-LOC® strain relief included as standard to provide maximum cord pull-out resistance

Reference Information

UL File No.: See switch rating
CSA File No.: LR32400



Physical

Pendant Housing: Nylon
Switches: Single-speed, double throw, momentary type, fine sliver, SPDT-DB
Cover Face Screws: Stainless Steel
Pushbutton Diaphragm Seal: Rubber
Cover Gasket Seal: Neoprene
Cord Connection: MAX-LOC nylon strain relief with rubber grommet
Nameplate Set: 35 self-adhesive, pre-printed labels on one acetate sheet
Cord Grip Body Size: F2 1/2"
Cord Diameter: 7.92 to 15.88mm (.312 to .625")

Environmental

Rating: Wet industrial duty
NEMA Enclosure Rating: NEMA IP67

Number of Buttons	Body Color	Woodhead No.	Order No.
2	Yellow	4052	130126-0231
2	Black	4052BLK	130126-0232

Switch Characteristics

Dimensions	Contact Arrangement: Single speed SPDT-DB	
	Continuous	Control
<p>Dimensions — Inch.(cm)</p>	<p>10A @ 125 to 250V AC* 1/2 HP @ 125V AC* 3/4 HP @ 250V AC* 1 HP @ 125V AC or 250V AC 10A 28V DC Inductive 15A 28V DC Resistive</p>	<p>120VAC 60A Make 6A Break 240VAC 30A Make 3A Break A-300 Contact rating Per U.I. Std. 508</p>

* UL listed and CSA certified

Replacement Parts†

Description	Woodhead No.	Order No.
Replacement switch—one speed, momentary	42-2190	130186-0318
Rubber switch diaphragm	00-5150	130180-0468
Legend kit—labels, function pushbutton station	31-5800	130228-0721

† See Strain Relief Grips for wiring device/enclosure boxes for additional support

Pushbuttons Super-Safeway™ Pendant Station



Features and Benefits

- Unique, industry-leading, NEOTEX® Paracril OZO rubber pendant stations yield the best performance for abrasion, chemical exposure and temperature extremes
- Ergonomic design fits easily in the palm of your hand for greater comfort and reduced fatigue
- Housing to cover fitted with tongue and groove design for best sealing performance
- Pushbuttons are not exposed beyond enclosure face to prevent unwanted activation and button protection
- Single and two-speed buttons can be wired as an electrical interlock for improved safety
- An elastic, chemically resistant gasket ensures a tight seal between front and back
- MAX-LOC® strain relief included as standard to provide maximum cord pull-out resistance
- Built-in ground connection saves installation time

Reference Information

CSA certified switches: LR32400



Physical

Pendant Cover and Housing: : NEOTEX Paracril OZO rubber
Messenger Cable Bracket and Cover Screws: Steel Zinc-plated
Gasket and O-Ring Seal: Neoprene

Cord Connection; MAX-LOC nylon strain relief with rubber grommet

Nameplate Set: 35 self-adhesive, pre-printed labels on one acetate sheet

Environmental

Rating: 4022—Rain Tight
4024, 4026, 4028—Testing pending

Test/Control



Number of Buttons	Cord Grip Body Size*	Number of Speeds	Emergency Stop	Cord Diameter	Woodhead No.	Order No.
2	F3 3/4"	1		12.70–17.45mm (.500–.687")	4022	130126-0199
2	F3 3/4"	1	Yes	12.70–17.45mm (.500–.687")	4022ES	130126-0204
2	F3 3/4"	2		12.70–17.45mm (.500–.687")	4022-2	130126-0200
3	F3 3/4"	1		12.70–19.05mm (.500–.750")	4023	130126-0207
3	F3 3/4"	1	Yes	12.70–19.05mm (.500–.750")	4023ES	130126-0209
3	F3 3/4"	2		12.70–19.05mm (.500–.750")	4023-2	130126-0208
4	F3 3/4"	1		12.70–19.05mm (.500–.750")	4024	130126-0212
4	F3 3/4"	1	Yes	12.70–19.05mm (.500–.750")	4024ES	130126-0214
4	F3 3/4"	2		12.70–19.05mm (.500–.750")	4024-2	130126-0213
6	F3 3/4"	1		14.27–20.63mm (.562–.812")	4026	130126-0218
6	F4 1"	1	Yes	17.45–23.80mm (.687–.937")	4026ES	130126-0222
6	F3 3/4"	2		14.27–20.63mm (.562–.812")	4026-2	130126-0219
8	F4 1"	1		17.45–23.80mm (.687–.937")	4028	130126-0036
8	F3 3/4"	1	Yes	14.27–20.63mm (.562–.812")	4028ES	130126-0226
8	F4 1"	2		17.45–23.80mm (.687–.937")	4028-2	130126-0224

* F3 nut is non-metallic. F4 nut is metallic.

Switch Ratings

Single Speed	Two Speed	Maintain
20A @ 125 to 250V AC	10A @ 125 or 250V AC	16A @ 125V AC
25A @ 24V DC	1/3 HP @ 125V	8A @ 250V AC
0.5A @ 250V DC	1/2 HP @ 250V	1 HP @ 125 or 250V AC
1 HP @ 125V AC		
2 HP @ 250V AC		

Dimensions

Pendant Pushbutton Station	Length	Width	Depth	Woodhead No.	Order No.
	14.9cm (5.88")	7.6cm (3.00")	6.7cm (2.66")	4022	130126-0199
	19.0cm (7.50")	7.6cm (3.00")	6.7cm (2.66")	4023	130126-0207
				4022ES	130126-0204
				4024	130126-0212
				4023ES	130126-0209
				4026	130126-0218
				4024ES	130126-0214
				4028	130126-0036
				4026ES	130126-0222
				4028ES	130126-0226

Replacement Gasket Kits

Number of Buttons	Woodhead No.	Order No.
2	4022G	130126-0205
3	4023G	130126-0210
4	4024G	130126-0216
6	4026G	130126-0223
8	4028G	130126-0227

Replacement Switches

Description	Emergency Stop	Enclosure Rating	Number of Speeds	Woodhead No.	Order No.
Red mushroom on/off switch	Yes	NEMA 4X		505B-RM	130126-0012
4020 replacement switch			1	4020	130128-0100
4020-2 replacement switch, 2-speed			2	4020-2	130128-0101
Legend Kit				71-4220	130203-1295

Replacement Covers

Description	Number of Buttons	Woodhead No.	Order No.
Replacement cover 4022	2	00-3063	130128-0079
Replacement cover 4023	3	00-3823	130128-0082
Replacement cover 4024	4	00-3073	130128-0080
Replacement cover 4026	6	00-3083	130128-0081
Replacement cover 4028	8	00-0463	130128-0078

Pushbuttons Super-Safeway™ Pushbutton Covers for FS/FD Boxes

Test/Control

F



Features and Benefits

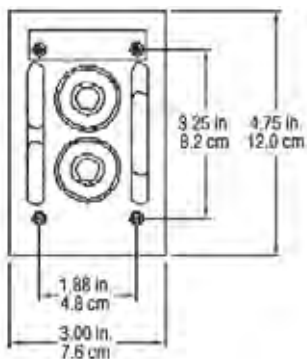
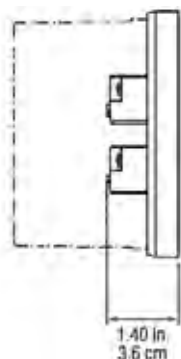
- Unique, industry-leading, NEoTEX® Paracril OZO rubber pendant covers yield the best performance for abrasion, chemical exposure and temperature extremes
- Switches can be wired as normally open or normally closed for flexibility of application
- The cover has integral pushbuttons which operate mechanically coupled pushbutton contact blocks for time-saving installation
- Switches function as single speed or two speed momentary contact operation for flexibility of application
- Single speed function can be wired as electrically interlocked for improved safety
- Switches mounted on molded-in steel mounting plate

Physical

Pendant Cover: NEoTEX Paracril OZO rubber
Nameplate Set: 35 self-adhesive, pre-printed labels on one acetate sheet

Environmental

Rating: Indoor damp location



Switch Ratings

Single Speed	Two Speed
20A @ 125 to 480VAC	10A @ 125 or 250VAC
5A @ 600VAC	1/3 HP @ 125V
1 HP @ 125VAC	1/2 HP @ 250V
2 HP @ 250VAC	

Covers for FS/FD Boxes*

Color	Number of Speeds	Woodhead No.	Order No.
Yellow	1	4032	130126-0228
Yellow	2	4032-2	130126-0229
Black	1	4032BLK	130126-0230

* For FS/FD boxes, see Power Distribution FS/FD Boxes and Coverplates

Pushbuttons

Super-Safeway™

Pendant Pushbutton Enclosures



Features and Benefits

- Unique, industry-leading, NEOTEX® Paracril OZO rubber pendant enclosures yield the best performance for abrasion, chemical exposure and temperature extremes
- Accepts industry standard 30mm and 22mm pushbutton and pilot devices
- Protective ribs provide recess for pushbutton operators and pilot lights preventing unintended operation and device protection
- Metal suspension bracket allows for messenger cable to support pendant and provide longer operational life of the system
- MAX-LOC® strain relief included as standard to provide maximum cord pull-out resistance
- Internal ground strap common to all pilot devices and cord entry provides for safe electrical operation

Reference Information

CSA File No.: LR32400



Physical

Pendant Housing and Cover: NEOTEX Paracril OZO rubber
Messenger Cable Bracket and Cover Screws: Steel Zinc-plated
Cord Connection; MAX-LOC nylon Strain Relief with rubber grommet

Cover to Housing Screws: Stainless Steel
Ground Strip: Brass

Environmental

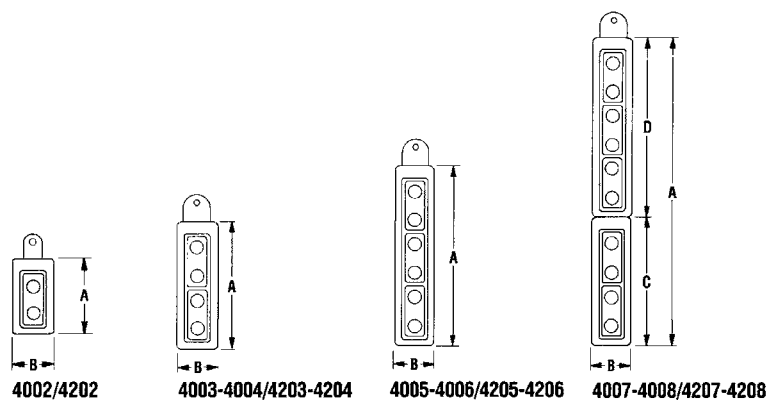
Rating: Industrial duty

Super-Safeway Pushbutton Enclosure	Opening Size	A	B	C	D	Woodhead No.	Order No.
Dimensional data for enclosure with 2 openings	30mm	15.9cm (6.25")	8.9cm (3.50")			4002	130126-0186
Dimensional data for enclosure with 2 openings	22mm					4202	130126-0235
Dimensional data for enclosure with 3 openings	30mm	4003				130126-0187	
Dimensional data for enclosure with 3 openings	22mm	4203				130126-0236	
Dimensional data for enclosure with 4 openings	30mm	4004				130126-0188	
Dimensional data for enclosure with 4 openings	22mm	4204				130148-0072	
Dimensional data for enclosure with 5 openings	30mm	4005				130126-0189	
Dimensional data for enclosure with 5 openings	22mm	4205				130148-0073	
Dimensional data for enclosure with 6 openings	30mm	4006				130126-0190	
Dimensional data for enclosure with 6 openings	22mm	4206				130126-0237	
Dimensional data for enclosure with 7 openings	30mm	54.6cm (21.50")		38.7cm (15.25")	38.7cm (15.25")	4007	130126-0192
Dimensional data for enclosure with 7 openings	22mm					4207	130126-0238
Dimensional data for enclosure with 8 openings	30mm					4008	130126-0193
Dimensional data for enclosure with 8 openings	22mm					4208	130126-0239

Dimensional Data for Enclosure Cross Section

Cross Section	A	B	C	D	E	F
	7.3cm (2.88")	6.4cm (2.5")	6.2cm (2.44")	2.9cm (1.13")	0.64cm (.25")	0.48cm (.187") radius

Dimensional Data for Enclosure



Super-Safeway Pushbutton Enclosure	A	B	C	D	Woodhead No.
Dimensional data for enclosure with 2 openings	15.9cm (6.25")	8.9cm (3.50")			4002/4202
Dimensional data for enclosure with 3 or 4 openings	27.3cm (10.75")	8.9cm (3.50")			4003 to 4004/4203 to 4204
Dimensional data for enclosure with 5 or 6 openings	38.7cm (15.25")	8.9cm (3.50")			4005 to 4006/4205 to 4206
Dimensional data for enclosure with 7 or 8 openings	54.6cm (21.50")	8.9cm (3.50")	27.3cm (10.75")	27.3cm (10.75")	4007 to 4008/4207 to 4208

Pushbuttons

Super-Safeway™

Pendant Pushbutton Enclosures

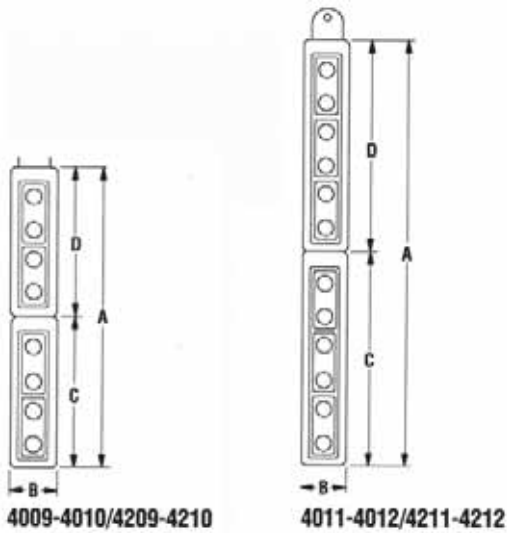
Test/Control

F



Features and Benefits

Dimensional Data for Enclosure



- Unique, industry-leading, NEōTEX® Paracril OZO rubber pendant enclosures yield the best performance for abrasion, chemical exposure and temperature extremes
- Accepts industry standard 30mm and 22mm pushbutton and pilot devices
- Protective ribs provide recess for pushbutton operators and pilot lights preventing unintended operation and device protection
- Metal suspension bracket allows for messenger cable to support pendant and provide longer operational life of the system
- MAX-LOC® strain relief included as standard to provide maximum cord pull-out resistance
- Internal ground strap common to all pilot devices and cord entry provides for safe electrical operation

Reference Information

CSA File No.: LR32400



Physical

Pendant Housing and Cover: NEōTEX Paracril OZO rubber
Messenger Cable Bracket and Cover Screws: Steel Zinc-plated
Cord Connection; MAX-LOC nylon Strain Relief with rubber grommet

Cover to Housing Screws: Stainless Steel

Ground Strip: Brass

Environmental

Rating: Wet industrial duty

Super-Safeway Pushbutton Enclosure	Opening Size	A	B	C	D	Woodhead No.	Order No.
Dimensional data for enclosure with 9 openings	30mm	66.0cm (26.00")	8.9cm (3.50")	27.3cm (10.75")	38.7cm (15.25")	4009	130126-0195
Dimensional data for enclosure with 9 openings	22mm					4209	130126-0240
Dimensional data for enclosure with 10 openings	30mm					4010	130126-0196
Dimensional data for enclosure with 10 openings	22mm					4210	130126-0241
Dimensional data for enclosure with 11 openings	30mm	77.5cm (30.50")	8.9cm (3.50")	38.7cm (15.25")	38.7cm (15.25")	4011	130126-0197
Dimensional data for enclosure with 12 openings	30mm					4012	130126-0198
Dimensional data for enclosure with 12 openings	30mm					4212	130126-0242
Dimensional data for enclosure with 12 openings	22mm						

Dimensional Data for Enclosure Cross Section

Cross Section	A	B	C	D	E	F
	5.7cm (2.25")	3.1cm (1.22") for 30mm models, 2.2cm (.866") for 22mm models	2.9cm (1.13")	10.8cm (4.25")	4.4cm (1.75")	.32cm (.125") inside radius