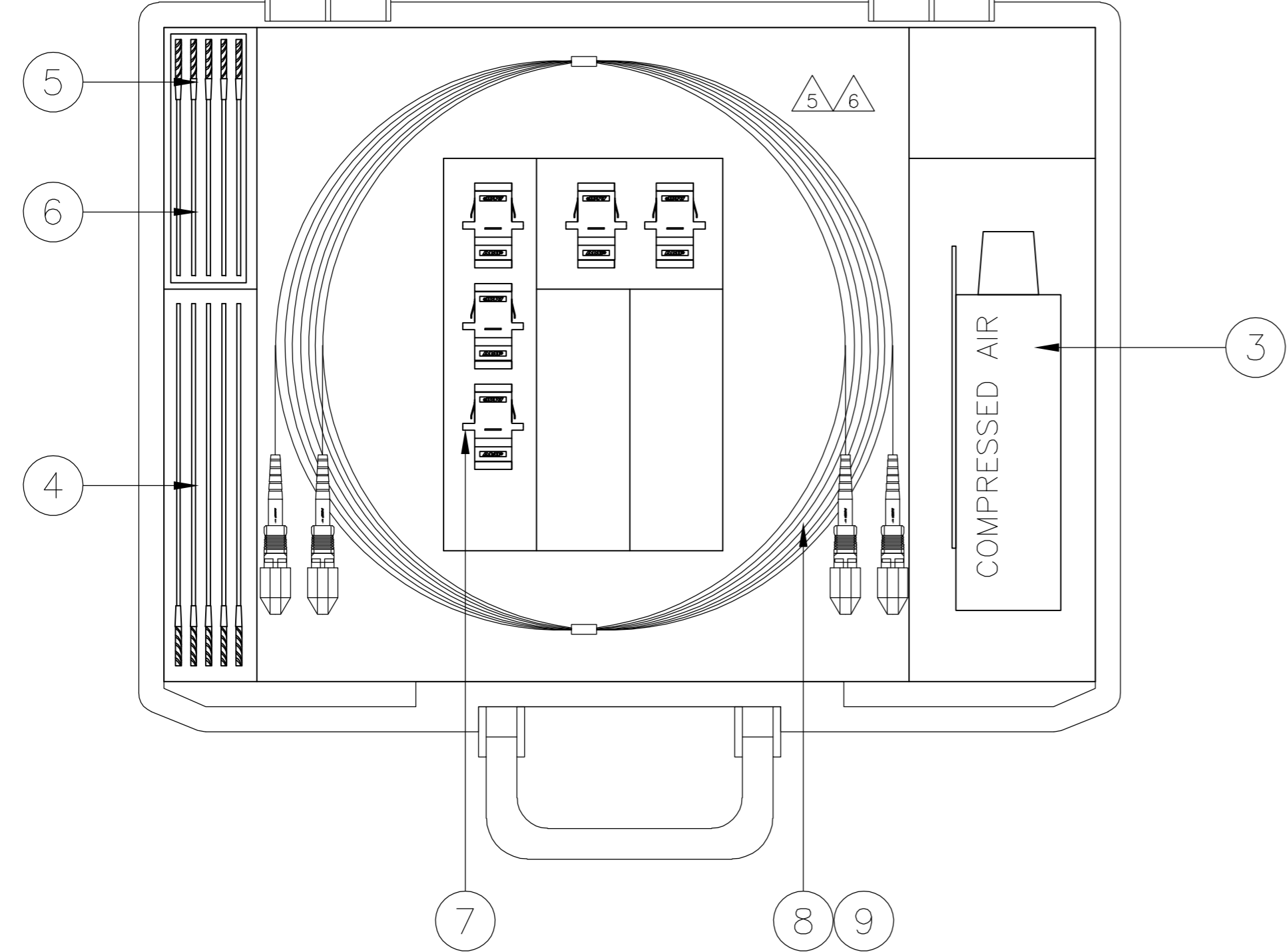

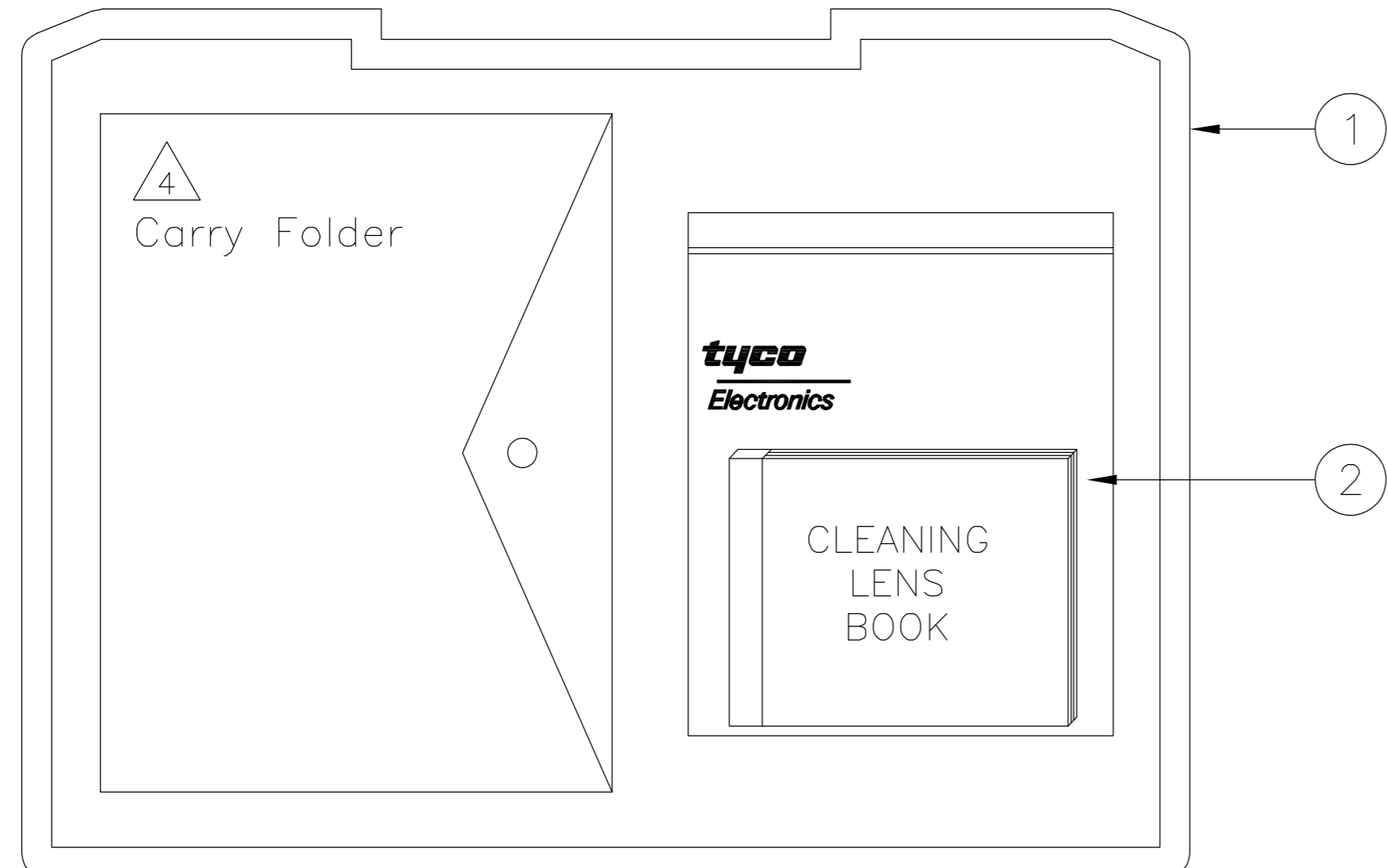


THIS DRAWING IS UNPUBLISHED. RELEASED FOR PUBLICATION
 © COPYRIGHT BY TYCO ELECTRONICS CORPORATION. ALL RIGHTS RESERVED.

LOC		DIST		REVISIONS			
P	LTR	DESCRIPTION	DATE	DWN	APVD		
H	-	A	INITIAL RELEASE	16 AUG 06	RC	TvdM	



NOTES:

- 1 INSERTION LOSS $\leq 0,1\text{dB}$, MEASURED AGAINST REFERENCE CONNECTOR AT 1310nm & 1550nm
- 2 RETURN LOSS $\geq 45\text{dB}$ (FOR MTRJ 35dB), MEASURED IN MATED CONDITION AT 1310nm & 1550nm
- 3 THE CASE IS DESIGNED FOR MEASUREMENTS TO BE PERFORMED ACCORDING TO ISO/IEC 14763-3
- 4 CARRY FOLDER WITH ALL DOCUMENTATION IS PACKED IN THE CASE:
 - ALL MEASUREMENT DATA SHEETS
 - CONNECTOR ENDFACE GEOMETRY DOCUMENTS
 - MANUAL 412-19083 FOR CLEANING AND CORRECT USE OF TEST LEADS AND MEASUREMENTS
- 5 MINIMUM BEND RADIUS FOR TEST: 25mm
- 6 MINIMUM BEND RADIUS FOR STORAGE: 25mm

6695245-1 AS SHOWN

THIS DRAWING IS A CONTROLLED DOCUMENT.		DWN R. COOLEN 16AUG2006	Tyco Electronics Nederland BV 's-Hertogenbosch, Netherlands	
DIMENSIONS: mm		CHK F. v. GEIJN 16 AUG 06	NAME T. vd. MEULEN	
TOLERANCES UNLESS OTHERWISE SPECIFIED:		APVD T. vd. MEULEN 16 AUG 06	FOCASE SM 9/125 OS1 POWER METER LAUNCH CASE	
0 PLC ± - 1 PLC ± - 2 PLC ± - 3 PLC ± - 4 PLC ± - ANGLES ± - FINISH -		PRODUCT SPEC APPLICATION SPEC	SIZE A2	RESTRICTED TO -
MATERIAL -		WEIGHT -	CAGE CODE 00779	DRAWING NO C=6695245
		CUSTOMER DRAWING	SCALE NTS	SHEET 1 of 2
			REV A	



THIS DRAWING IS UNPUBLISHED. RELEASED FOR PUBLICATION
 © COPYRIGHT BY TYCO ELECTRONICS CORPORATION. ALL RIGHTS RESERVED.

LOC	DIST	REVISIONS					
H	-	P	LTR	DESCRIPTION	DATE	DWN	APVD
		-		SEE SHEET 1	-	-	-

9	FOSM FIELD CALIBRATION CORD MT-RJ	6-6695600-0							1
8	FOSM LAUNCH/TAIL CORD MT-RJ	X-6695600-Y	2						3--5
7	MTRJ RECEPTACLE SIMPLEX	0-1278017-1							3
9	FOSM FIELD CALIBRATION CORD FC	6-6695600-4						2	
8	FOSM LAUNCH/TAIL CORD FC	X-6695600-Y	4					3--4	
7	FC RECEPTACLE SIMPLEX	0-5501506-1						5	
9	FOSM FIELD CALIBRATION CORD LC	6-6695600-3					2		
8	FOSM LAUNCH/TAIL CORD LC	X-6695600-Y	4				3--3		
7	LC RECEPTACLE DUPLEX	0-1374352-1					3		
9	FOSM FIELD CALIBRATION CORD ST	6-6695600-2					2		
8	FOSM LAUNCH/TAIL CORD ST	X-6695600-Y	4				3--2		
7	ST RECEPTACLE SIMPLEX	0-0502750-2					5		
9	FOSM FIELD CALIBRATION CORD SC	6-6695600-1					2		
8	FOSM LAUNCH/TAIL CORD SC	X-6695600-Y	4				3--1		
7	SC RECEPTACLE SIMPLEX	0-6278348-4					5		2
6	CLEANING STICK MTRJ	0-1391089-1							10
5	CLEANING STICK 1,25mm	0-0233069-2					10		
4	CLEANING STICK 2,5mm	0-0233069-1					10	10	10
3	FOAC COMPRESSED AIR SPRAY	0-1206860-1					1	1	1
2	CLEANING LENS BOOK	0-0434376-1					1	1	1
1	FOAC MOLDED CASE	-					1	1	1

ITEM	DESCRIPTION	TYCO PART NUMBER	QTY	QUANTITY					
				LINK SC/PC	LINK ST/PC	LINK LC/PC	LINK FC/PC	LINK MT-RJ	
				EQUIPMENT SC/PC					
				PART NUMBER	0-6695245-1	0-6695245-2	0-6695245-3	0-6695245-4	0-6695245-5
					0-6695245-6	0-6695245-7	0-6695245-8	0-6695245-9	1-6695245-0
					1-6695245-1	1-6695245-2	1-6695245-3	1-6695245-4	1-6695245-5
					1-6695245-6	1-6695245-7	1-6695245-8	1-6695245-9	2-6695245-0

MT-RJ CONNECTIVITY:



THIS DRAWING IS A CONTROLLED DOCUMENT.

DWN	R. COOLEN	16AUG2006
CHK	F. v. GEIJN	16 AUG 06
APVD	T. vd. MEULEN	16 AUG 06

tyco Electronics
 Tyco Electronics Nederland BV
 's-Hertogenbosch, Netherlands

FOCASE SM 9/125 OS1
 POWER METER LAUNCH CASE

SIZE	CAGE CODE	DRAWING NO	RESTRICTED TO
A2	00779	C=6695245	-

CUSTOMER DRAWING

SCALE NTS SHEET 2 of 2 REV A