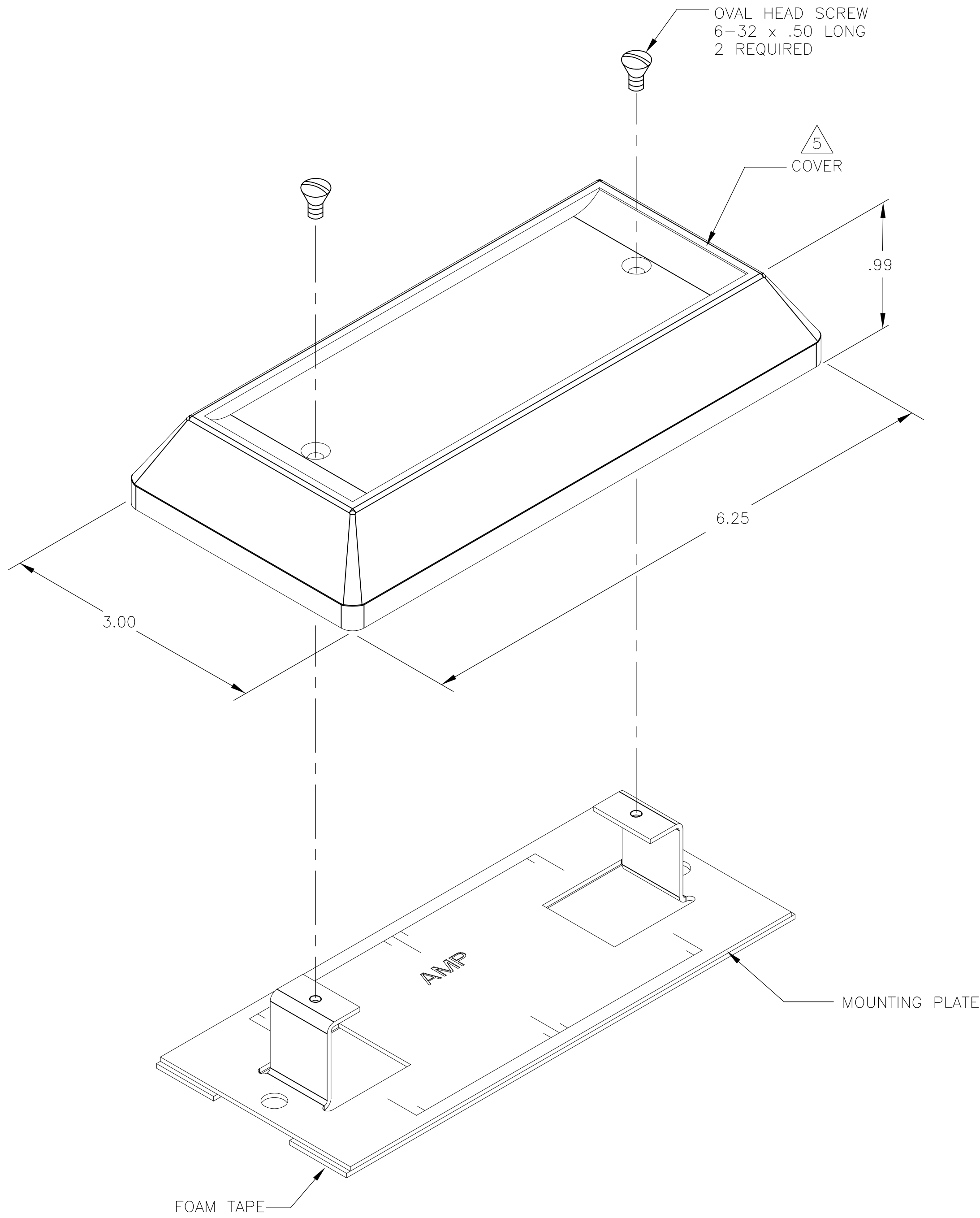


THIS DRAWING IS UNPUBLISHED.

RELEASED FOR PUBLICATION


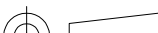


© COPYRIGHT - BY TYCO ELECTRONICS CORPORATION. ALL RIGHTS RESERVED.

LOC	DIST	REVISIONS					
		P	LTR	DESCRIPTION	DATE	DWN	APVD
HM	00		C	REV; ECO-10-004422	03MAR10	JB	SJ



1. ALL DIMENSIONS SHOWN ARE FOR REFERENCE ONLY UNLESS OTHERWISE SPECIFIED.
- 2 MATERIAL : COVER – THERMOPLASTIC.  
MOUNTING PLATE – GALVANIZED CARBON STEEL.  
HARDWARE– ZINC PLATED STEEL.
3. THIS KIT SHIPPED NOT ASSEMBLED.
4. APPLICATION: USE WITH UNDERCARPET COMMUNICATIONS CABLING SYSTEM.  
FLOOR FITTING ACCEPTS UP TO FOUR OF THE FOLLOWING (NOT INCLUDED):  
–SL SERIES MODULAR JACK BRACKET 1499543-1, FOR USE WITH SL SERIES MODULAR JACKS OR SL SERIES MULTIMEDIA INSERTS.  
–SL SERIES MODULAR JACK KIT 558054-1  
–SL SERIES MODULAR JACK KIT 1933377-1
- 5 COVER HAS BREAKOUT TABS TO ACCOMODATE MODULAR JACKS OR MULTIMEDIA INSERTS.

ZINC	GRAY	554206-3
BLACK	BLACK	554206-1
SCREW COLOR	COVER COLOR	PART NUMBER

THIS DRAWING IS A CONTROLLED DOCUMENT.		DWN TH WOOTEN 9 JUN 83		 Tyco Electronics Corporation Harrisburg, Pa 17105-3608					
		CHK MD FRIEL 23 JUN 83							
DIMENSIONS: INCHES		TOLERANCES UNLESS OTHERWISE SPECIFIED:		APVD G THRUSH 30 JUN 83		NAME  FLOOR FITTING KIT, COMMUNICATIONS, 2-PORT			
		0 PLC ± - 1 PLC ± - 2 PLC ± - 3 PLC ± - 4 PLC ± - ANGLES ± -		PRODUCT SPEC  —					
				APPLICATION SPEC  —					
MATERIAL		FINISH		WEIGHT		SIZE	CAGE CODE	DRAWING NO	RESTRICTED TO
				—		A2	00779	C=554206	—
CUSTOMER DRAWING						SCALE		SHEET	REV
						5:4		1 OF 1	C