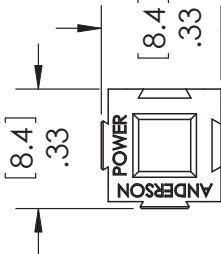


THE INFORMATION CONTAINED IN THIS DRAWING IS THE SOLE PROPERTY OF ANDERSON POWER PRODUCTS. ANY REPRODUCTION IN PART OR WHOLE WITHOUT THE WRITTEN PERMISSION OF ANDERSON POWER PRODUCTS IS PROHIBITED.

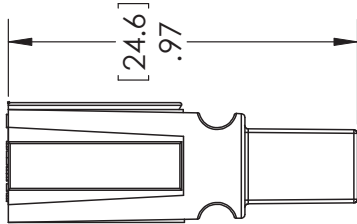
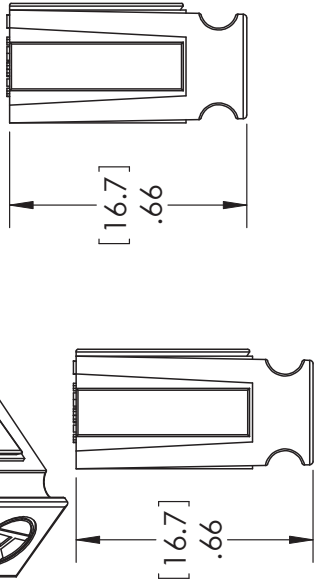
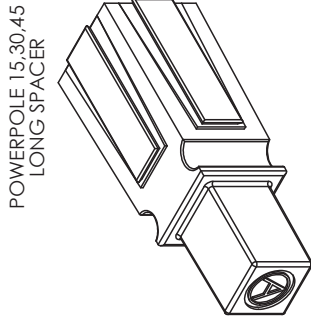
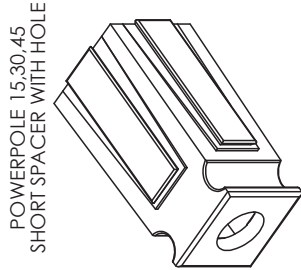
Copyright 2010

ANDERSON POWER PRODUCTS RESERVES THE RIGHT TO ALTER PRODUCT TYPES, THEIR TECHNICAL DATA, DIMENSION, STYLE AND ACCESSORIES WITHOUT PRIOR NOTIFICATION.



POWERPOLE 15/30/45 LONG SPACER	
CATALOG NUMBER	COLOR
1399G2	RED
1399G10	BLACK
1399G11	BLUE
1399G17	WHITE
1399G18	YELLOW
1399G19	GRAY

POWERPOLE 15/30/45 SHORT SPACER	
CATALOG NUMBER	COLOR HOLE
1399G1	RED YES
1399G6	RED NO
1399G12	BLACK YES
1399G13	BLUE NO
1399G14	WHITE YES
1399G15	YELLOW YES
1399G16	GRAY YES



NOTES:

- THESE SPACERS ARE INTENDED TO PROVIDE A KEYING FEATURE TO POWERPOLE ARRAYS. A SHORT SPACER ON ONE HALF OF THE MATED PAIR AND A LONG SPACER ON THE OTHER HALF OF THE MATED PAIR CREATE THE POLARIZED KEY.

REV.	DESCRIPTION	APPRV	DATE
7	ECRN 14801: UPDATED DRAWING	JHN	12/17/2010
6	ECRN 14727: ADDED BLUE SPACER 1399G13	LLD	10/5/10
5	ECRN 13506 : ADDED 1399G6	CMS	08/01/2002
4	UPDATED TO CAD PER ECRN 13104	CGC	08/13/1998
REVISIONS		APPRV	DATE

DIMENSIONS ARE IN:		INCH [MM]
UNLESS OTHERWISE STATED		
DECIMALS (INCH)	XX ± .02	DECIMALS (MM)
TOLERANCES:	X ± .5	ANGLES
		±2°
SURFACE FINISH:		
MACHINED	128 [3.2]	
MOLDED	64 [1.6]	
MATERIAL:		POLYCARBONATE UL 94V-0.
FINISH:		AS MOLDED
3/4" ANGLE PROJECTION		
APPROVALS		
DRAWN	IZZICUPO	10/2/1978
CHECKED	DWR	10/12/1978
MFG APPRV	JGF	10/12/1978
QC APPRV	-	
ENG APPRV	-	
-CAD GENERATED DRAWING- DO NOT MANUALLY UPDATE		
SIZE	A	DWG NO.
SCALE	NONE	112530S1
CADFILE	00864	REV.
SHEET	1 OF 1	7

ANDERSON POWER PRODUCTS

CATALOG NUMBER 1399
SERIES POWERPOLE®
15/30/45 SERIES SHORT AND
LONG SPACERS