CUSTOMER TERMINAL	RoHS	LEAD(Pb)-FREE
Sn96%, Ag4%	Yes	Yes

more than you expect

Midcom

WÜRTH ELEKTRONIK

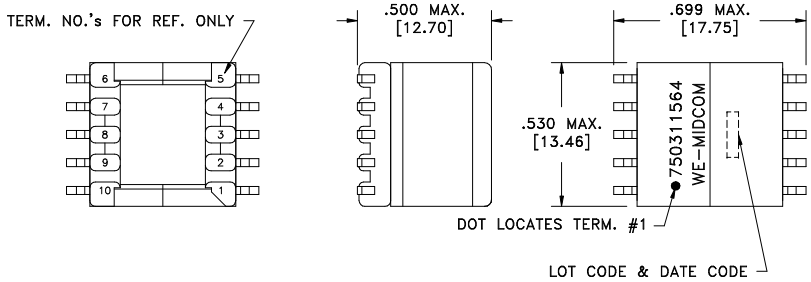

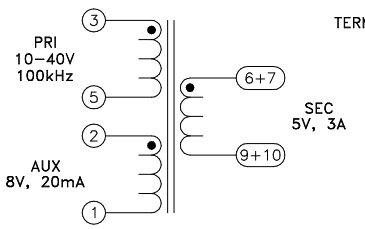

Application of the transformer allows for the leadwires between terminals 6&7 and 9 &10 solder bridge.

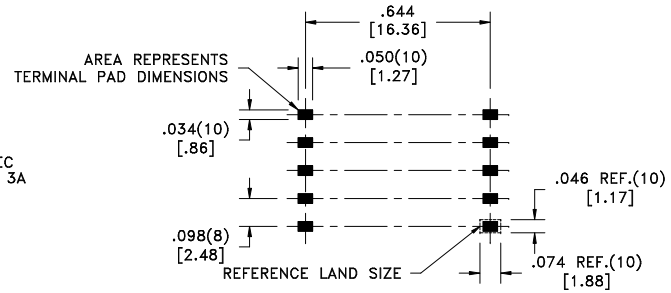

CUSTOMER TO DETERMINE LAND LAYOUT

ELECTRICAL SPECIFICATIONS @ 25°C unless otherwise noted:

PARAMETER		TEST CONDITIONS	VALUE
D.C. RESISTANCE	1-2	@20°C	0.092 ohms ±10%
D.C. RESISTANCE	3-5	@20°C	0.036 ohms ±20%
D.C. RESISTANCE	6-9	tie(6+7, 9+10), @20°C	0.007 ohms ±20%
INDUCTANCE	3-5	10kHz, 100mVAC, Ls	9.07uH ±10%
SATURATION CURRENT		20% rolloff from initial	8A
LEAKAGE INDUCTANCE	3-5	tie(1+2, 6+7+9+10), 100kHz, 10mVAC, Ls	120nH typ., 250nH max.
DIELECTRIC	1-9	tie(2+3, 6+7), 1875VAC, 1 second	1500VAC, 1 minute
DIELECTRIC	1-5	625VAC, 1 second	500VAC, 1 minute
TURNS RATIO		(3-5):(2-1)	1.714:1, ±1%
TURNS RATIO		(3-5):(6-9), tie(6+7, 9+10)	3:1, ±1%

GENERAL SPECIFICATIONS:

OPERATING TEMPERATURE RANGE: -40°C to +125°C including temp rise.

REV.	DATE	Packaging Specifications		Tolerances unless otherwise specified:	DRAWING TITLE	PART NO.
		Method: Tape & Reel	CONVENTION PLACEMENT	Angles: ±1° Decimals: ±.005 [.13]	**TRANSFORMER**	**750311564**
		PKG-0499		Fractions: ±1/64 Footprint: ±.005 [.13]		
		www.midcom-inc.com		This drawing is dual dimensioned. Dimensions in brackets are in millimeters.	eiSos p/n: 750311564 compliant RoHS	SPECIFICATION SHEET 1 OF 1
6A	4/10	SEE REVISION SHEET FOR REVISION LEVEL				