

DETAILS

Product Number	CA11998_EMILY-SS-WAS
Family	Emily
Type	Assembly
Color	clear
Diameter	26 mm
Height	14.8 mm
Style	round
Optic Material	PMMA
Holder Material	
Fastening	pin, tape
Status	ready
ROHS Compliant	Yes
Date Updated	27/09/2013

OPTICAL PROPERTIES

LED	Viewing Angle	Light Beam	Efficiency	cd/lm	Connector
Double Dome (GM2BB)	sim:	Asymmetric	-	-	-
LUXEON TX	Asym deg	Asymmetric	88 %	14.800	-
XM-L2	Asym deg	Asymmetric	88 %	10.500	-
Z5M1/Z5M2	Asymmetric deg	Asymmetric	88 %	15.200	-
LUXEON H50-2	sim: Asymmetric	Asymmetric	-	sim: 0.000	-
NCSxx19A	sim:	Asymmetric	89 %	-	-
Z5	sim:	Asymmetric	-	-	-
LUXEON Rebel	8 deg	Asymmetric	88 %	11.600	-
XP-E	10 deg	Asymmetric	92 %	18.300	-
NCSxx19B	11 deg	Asymmetric	89 %	15.500	-
Oslon SSL 150	11 deg	Asymmetric	88 %	14.870	-
LUXEON T	11 deg	Asymmetric	89 %	14.000	-
XP-G	11 deg	Asymmetric	93 %	11.920	-
Oslon SSL 80	11 deg	Asymmetric	91 %	10.980	-
LUXEON A	12 deg	Asymmetric	-	10.280	-
LUXEON Rebel ES	12 deg	Asymmetric	91 %	9.950	-
XM-L	13 deg	Asymmetric	92 %	-	-
NVSxx19A	13 deg	Asymmetric	89 %	8.030	-

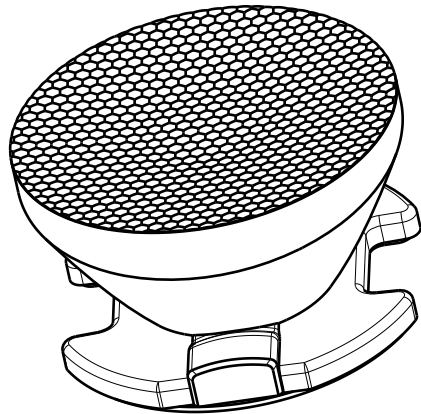


D

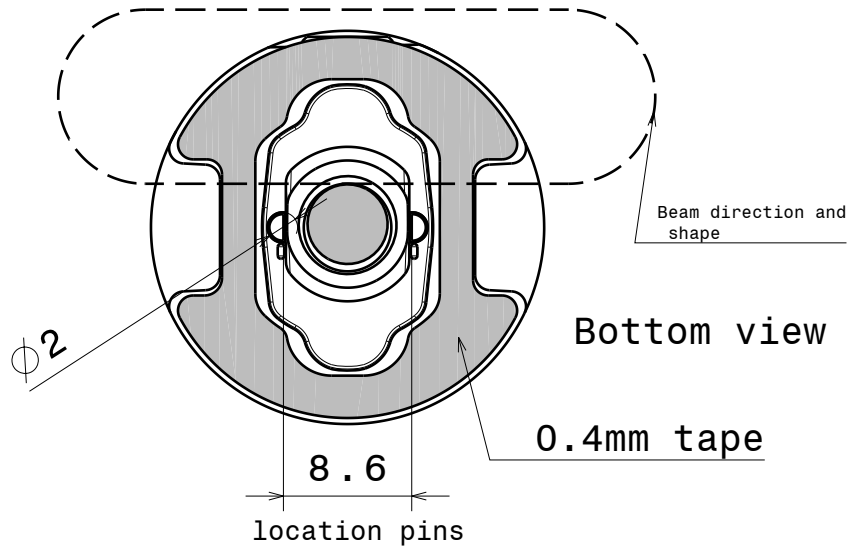
C

B

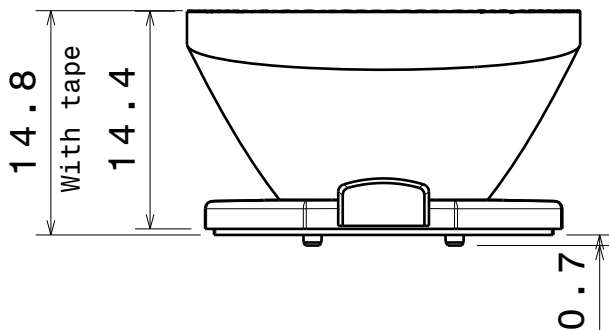
A



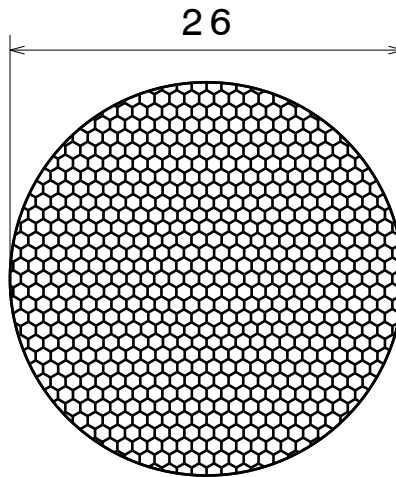
Isometric view



Bottom view



Front view



Top view

Part No.s:
 CA11998_EMILY-SS-WAS
 CA12000_EMILY-O-WAS
 CA12797_EMILY-O-WAS
 CA12799_EMILY-SS-WAS

Material: PMMA

This drawing is our property.
 It can't be reproduced
 or communicated without
 our written agreement.



Ledil Oy
 Salorankatu 10
 2420 Salo
 Finland

DRAWING TITLE

Datasheet Emily-was Assembly

DRAWN BY
ah

DATE
24.9.2013

CHECKED BY

DATE

SIZE
A4

DRAWING NUMBER

REV
1

DESIGNED BY
hh

DATE
25.01.2011

SCALE 2:1 WEIGHT (g)

SHEET 1/1

D

A

4

4

3

3

2

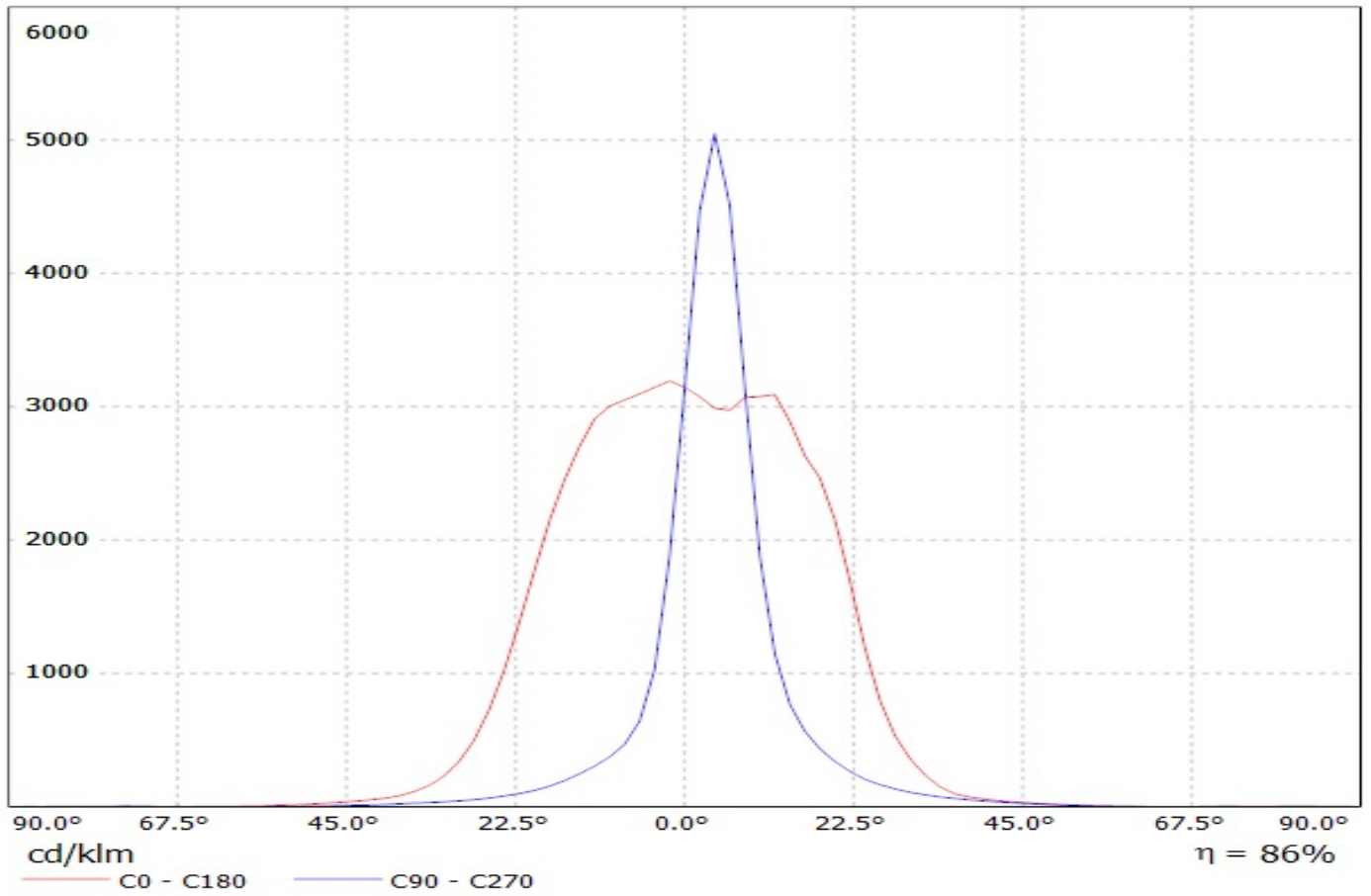
2

1

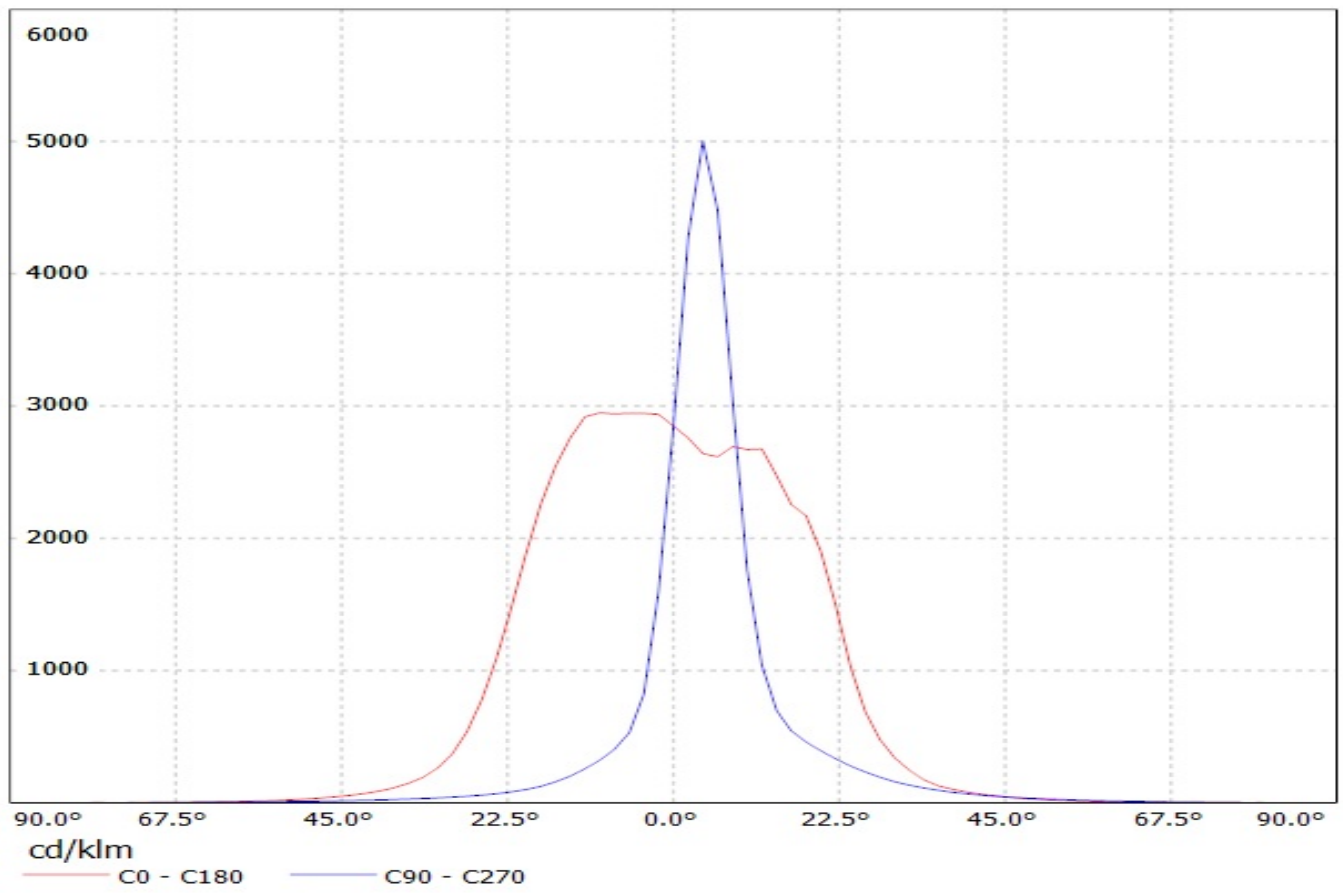
1

Luminaire: LEDil Oy CA12000_EMILY-O-WAS_(Luxeon_TX)

Lamps: 1 x Philips Lumileds Luxeon TX (L1T2-3585) 80.38lm @ 250mA CCT=3554K P=0.7W I=250mA

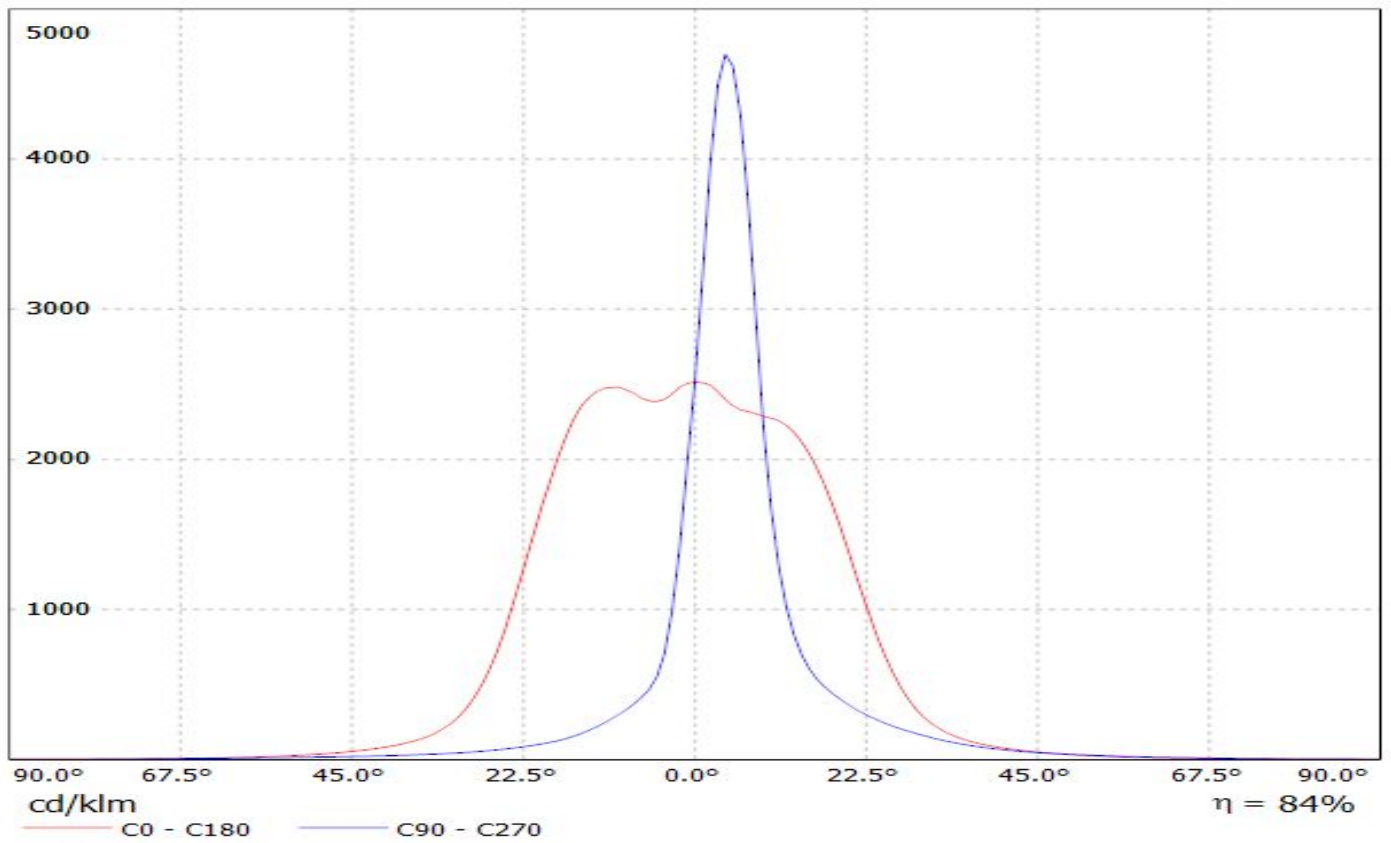


Luminaire: LEDil Oy CA12000_EMILY-O-WAS_(Z5M1) Efficiency=85%
Lamps: 1 x Seoul Z5M1 (SZ5M1-W0-C8/W1-A5-G) 108lm @ 250mA CCT=9100K P=0.8W I=250mA



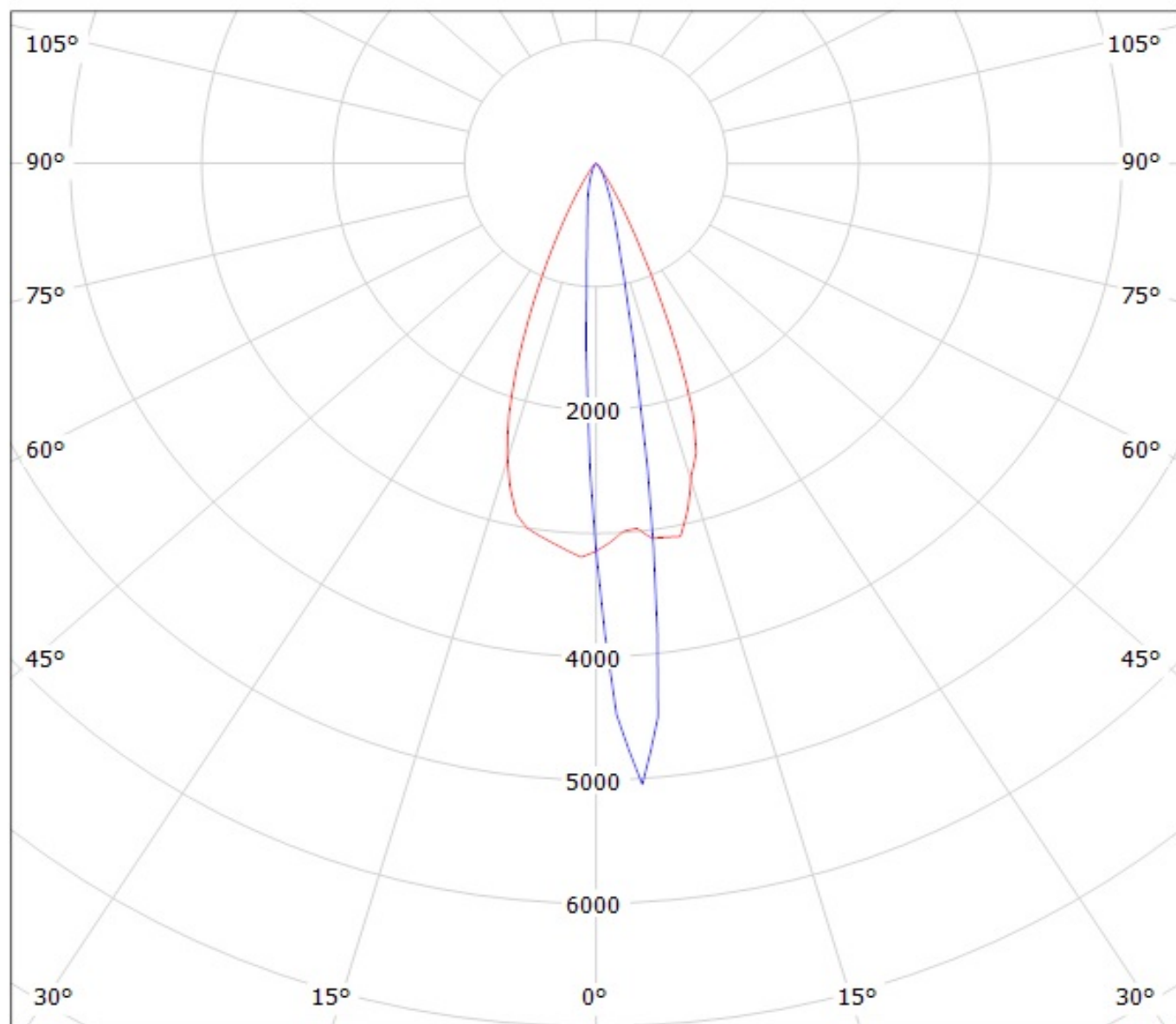
LEDiL Oy CA12000_EMILY-O-WAS_(LUXEON_T)_2 Eff.84.0% / LDC (Linear)

Luminaire: LEDiL Oy CA12000_EMILY-O-WAS_(LUXEON_T)_2 Eff.84.0%
Lamps: 1 x LUXEON T (74lm@250mA)



Luminaire: LEDil Oy CA12000_EMILY-O-WAS_(Luxeon_TX)

Lamps: 1 x Philips Lumileds Luxeon TX (L1T2-3585) 80.38lm @ 250mA CCT=3554K P=0.7W I=250mA



cd/klm

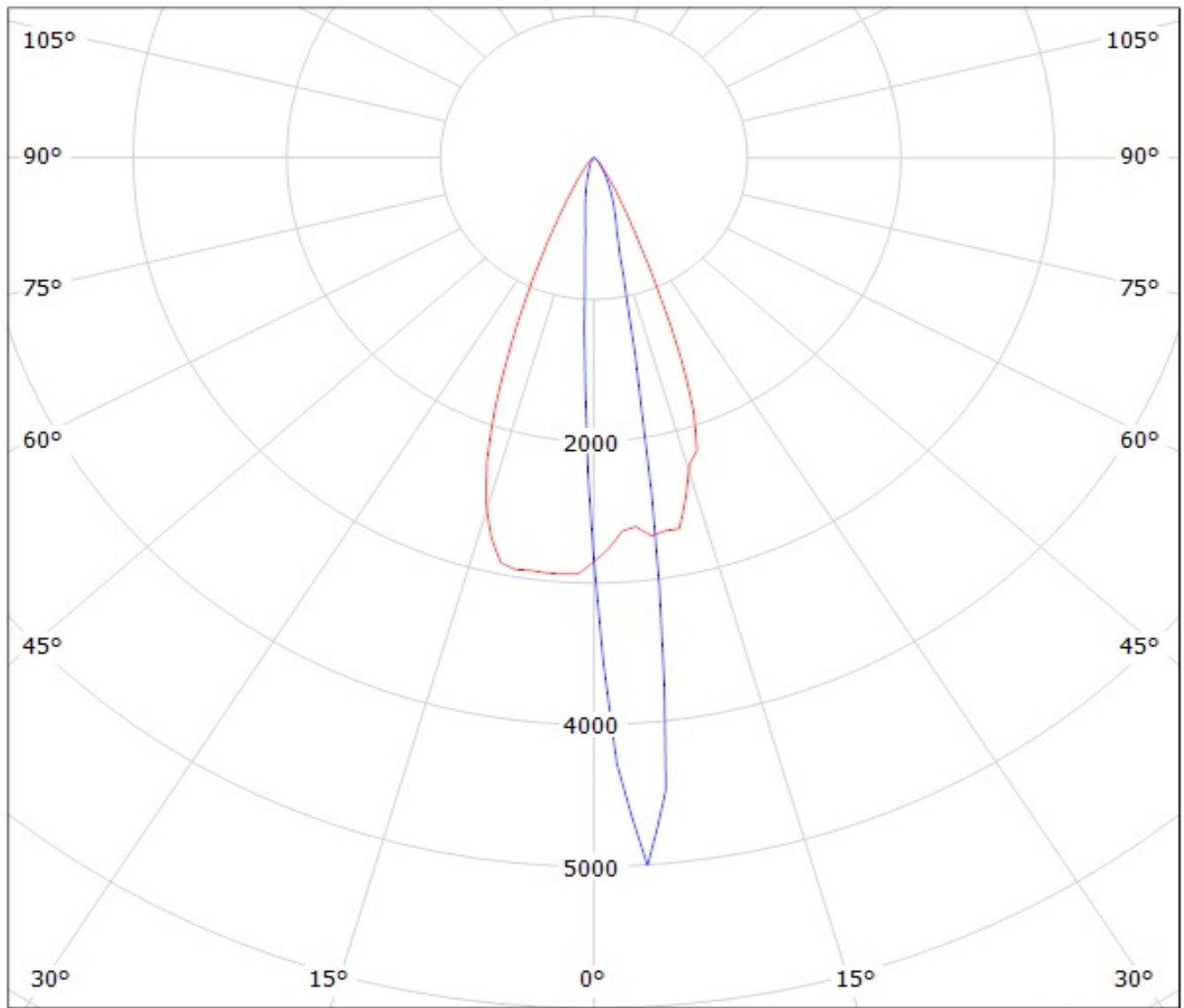
— C0 - C180

— C90 - C270

$\eta = 86\%$

Luminaire: LEDil Oy CA12000_EMILY-O-WAS_(Z5M1) Efficiency=85%

Lamps: 1 x Seoul Z5M1 (SZ5M1-W0-C8/W1-A5-G) 108lm @ 250mA CCT=9100K P=0.8W I=250mA



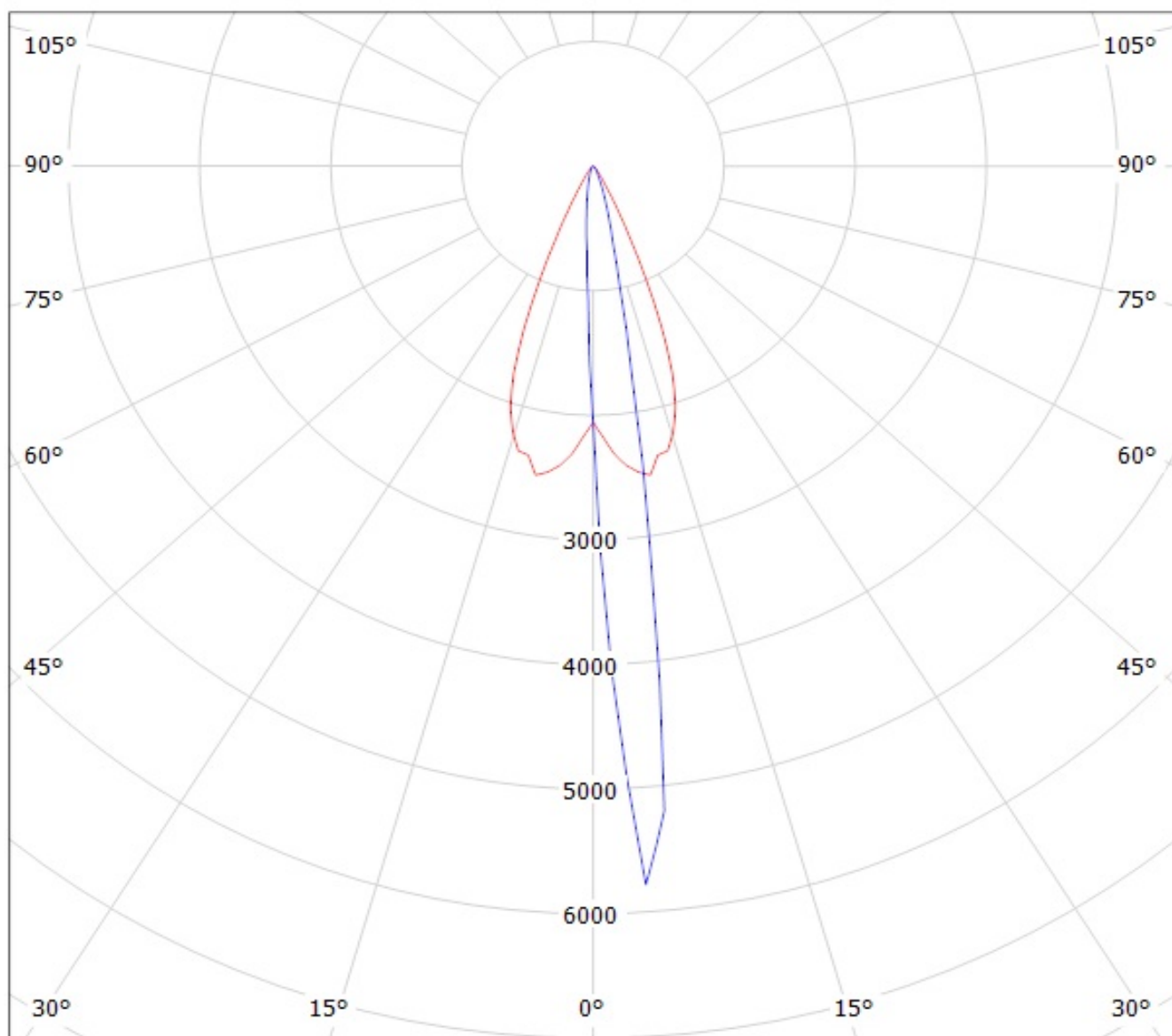
cd/klm

— C0 - C180

— C90 - C270

$\eta = 86\%$

Luminaire: Ledil Oy CA12000_EMILY-O-WAS (Oslon 150□□) Efficiency=84%
Lamps: 1 x Osram Oslon 150□□ white (95lm @ 250mA)

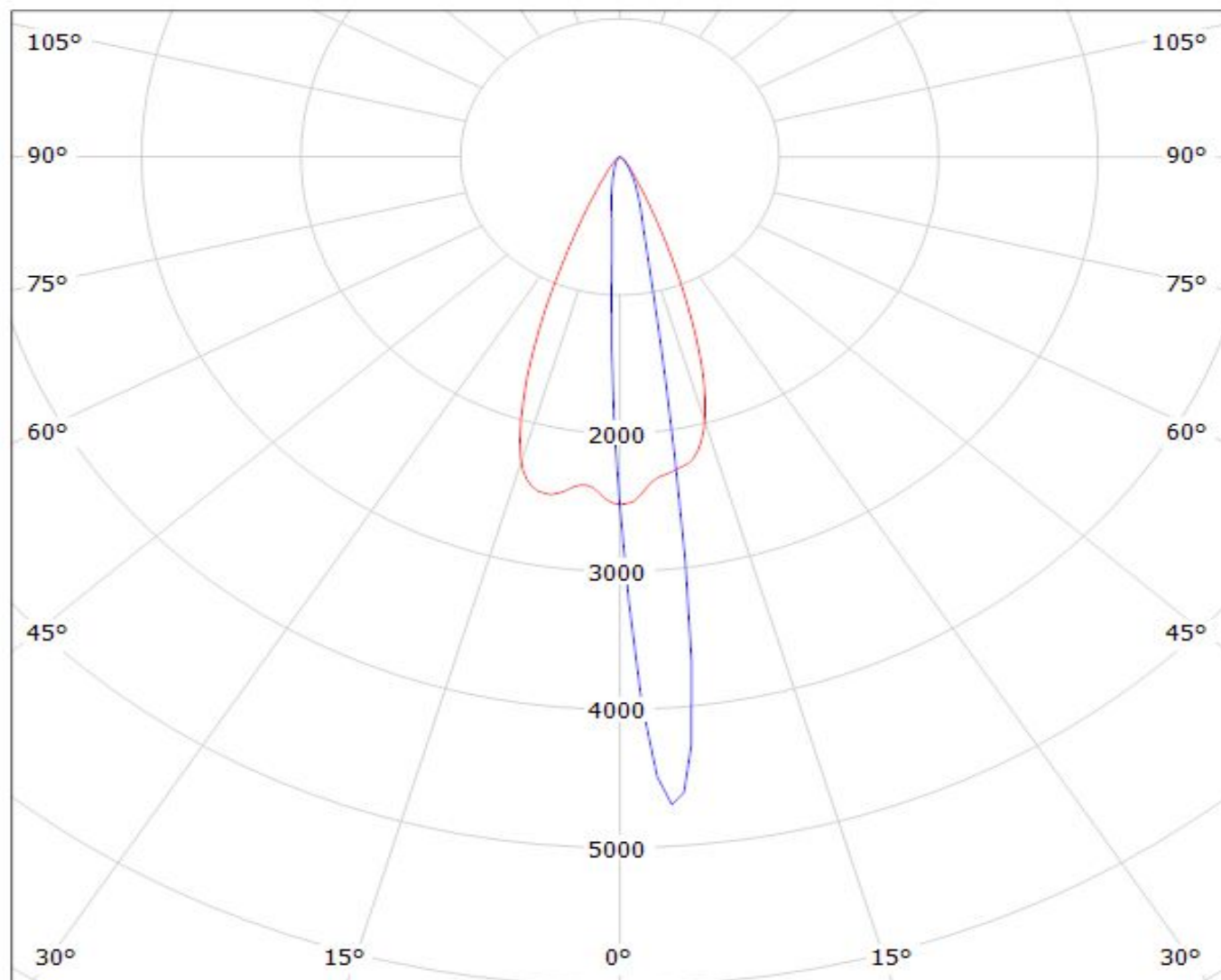


cd/klm

— C0 - C180 — C90 - C270

LEDiL Oy CA12000_EMILY-O-WAS_(LUXEON_T)_2 Eff.84.0% / LDC (Polar)

Luminaire: LEDiL Oy CA12000_EMILY-O-WAS_(LUXEON_T)_2 Eff.84.0%
Lamps: 1 x LUXEON T (74lm@250mA)



cd/klm

$\eta = 84\%$

— C0 - C180 — C90 - C270

NOTE: The typical divergence will be changed by different color, chip size and chip position tolerance. The typical total divergence is the full angle measured where the luminous intensity is half of the peak value.