

K88X Series Vertical PCB Mount High Profile

K88X Series Dimensions Dimensions in mm



Number of Contacts (Shell Size)	Dimensions (mm)				
	A	A1	B	C	D
9 (E)	16.33	16.92	24.99	30.81	19.18
15 (A)	24.66	25.25	33.32	39.14	27.51
25 (B)	38.38	38.96	47.04	53.04	41.00
37 (C)	54.84	55.42	63.50	69.32	57.71

A = Exterior of Female Shell (S) A1 = Interior of Male Shell (P)

[Click Here For Performance Specifications](#)

D-SUBMINIATURE CONNECTORS

K88X Series

Documentation & Ordering Information

Kycon Part

Part Number Builder

Series	Shell Type	Pin Length	Contact Option	Contact Type	Mounting/ Jack Screw Option	Plating Option
--------	------------	------------	----------------	--------------	-----------------------------	----------------

Series

K88X - D-Subminiature Vertical Connector

Shell Type and Contact Option

E - 9 Contacts
A - 15 Contacts
B - 25 Contacts
C - 37 Contacts

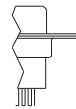
Pin Length (L1)

D - 3.80mm

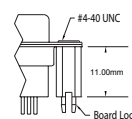
Mounting and Jack Screw Option

Blank - Thru Hole
BR - (4-40) Tin Plated 11.00mm long Boardlocks
BRJ - (4-40) Boardlocks and (4-40) Hex Jack Screws
K - (4-40) Bushings
KJ - (4-40) Bushings and (4-40) Hex Jack Screws

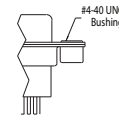
-Blank



-BR



-K



Contact Type

P - Pin Contact (Plug)
S - Socket Contact (Receptacle)

Plating Option

Blank - Gold Flash
30 - 30µ" Gold (Available only with BR and BRJ options)

Contact Kycon for other options