


Indicator Lights Neon, LED and Incandescent Lamp

Colors and voltages:

-  **Neon** Available with Red, Amber, Green or Clear lenses
100/130V (marked 110V), 200/250V (marked 230V)
-  **LED - DC** Red, Yellow, Green, Blue, White
2.0/2.2V Resistors for other voltages available.
-  **LED - AC** Red, Yellow, Green, Blue, White
110-230V ac operation.
-  **Incandescent lamp** Available with Red, Amber, Green, Clear or Blue lenses
6V, 12/14V, 24/28V.

- ▶ Neon, DC LED, AC LED or incandescent lamp
- ▶ Bezel sizes from 6.7 to 16.3mm dia
- ▶ Red, amber, green and clear lenses
- ▶ Red, yellow, green, blue and white LEDs
- ▶ Wide choice of styles



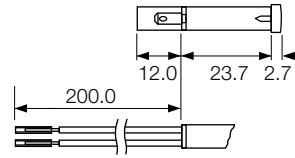




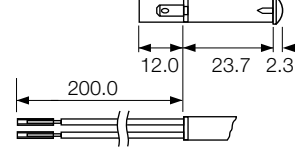




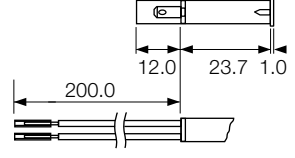




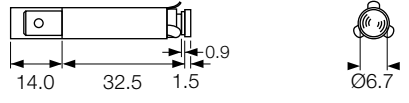



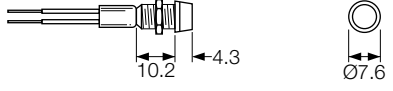




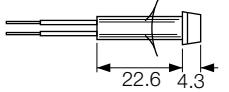




UL file E63363

Approvals shown for neon versions only






RoHS compliant

SERIES	MODEL	TERM	PANEL & °C	DIMENSIONS (mm)
NL Neon	566A 	B 2.8 	6.0	
LE LED (DC)		WL 	2.0max	
LE LED (AC)			page 6	
NL Neon	566B 	B 2.8 	6.0	
LE LED (DC)		WL 	2.0max	
LE LED (AC)			page 6	
NL Neon	566C 	B 2.8 	6.0	
LE LED (DC)		WL 	2.0max	
LE LED (AC)			page 6	
FL Filament	145 	C 6.3 	5.8	
NL Neon			3.0max	
LE LED (DC)			page 6	
FL Filament	1041 Chrome bezel 	WL 	6.3	
NL Neon		L 	6.3max	
LE LED (DC)			page 6	
FL Filament	1045 Chrome bezel available 	WL 	6.3	
NL Neon		L 	10.0max	
LE LED (DC)			page 6	
LE LED (AC)				

Indicator Lights Neon, LED and Incandescent Lamp

Colours and voltages:


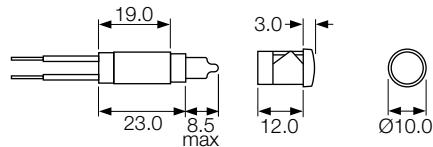

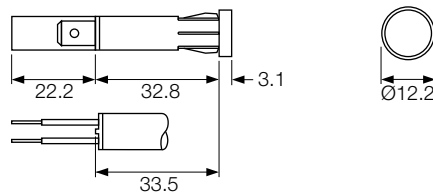

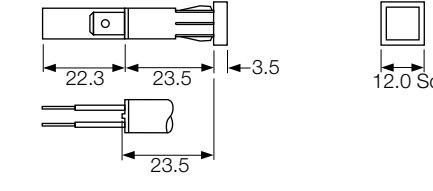

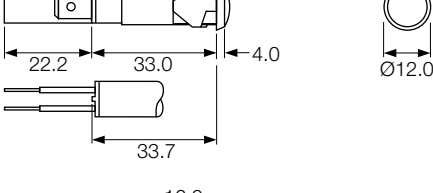

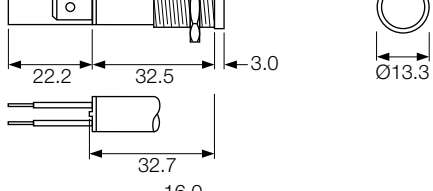

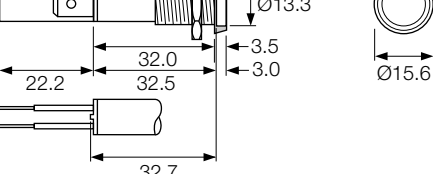
-  **Neon** Available with Red, Amber, Green or Clear lenses
100/130V (marked 110V), 200/250V (marked 230V)
-  **LED - DC** Red, Yellow, Green, Blue, White
2.0/2.2V Resistors for other voltages available.
-  **LED - AC** Red, Yellow, Green, Blue, White
110-230V ac operation.
-  **Incandescent lamp** Available with Red, Amber, Green, Clear or Blue lenses
6V, 12/14V, 24/28V.

- ▶ Neon, LED, mains LED or filament lamp
- ▶ Bezel sizes from 6.7 to 16.3mm diameter
- ▶ Red, amber, green, blue and clear lenses
- ▶ Red, yellow, green, blue and white LEDs
- ▶ Wide choice of styles

KEMA
EUR

UL file E63363
Approvals shown for neon versions only

RoHS RoHS compliant

SERIES	MODEL	TERM	PANEL & °C	DIMENSIONS (mm)
NL Neon		WL	9.0	
LE LED (DC)			0.8-2.5	
LE LED (DC)			Call sales	
LE LED (AC)				
NL Neon		WL	9.0	
LE LED (DC)		K 2.8	2.0 max	
LE LED (DC)		H 4.8	page 6	
LE LED (AC)		C 6.3		
NL Neon		WL	9.0	
LE LED (DC)		K 2.8	2.0 max	
LE LED (DC)		H 4.8	page 6	
LE LED (AC)		C 6.3		
FL Filament		WL	9.5	
NL Neon		K 2.8	0.8-2.8	
LE LED (DC)		H 4.8	page 6	
LE LED (AC)		C 6.3		
FL Filament		WL	10.0	
NL Neon		K 2.8	12.0 max	
LE LED (DC)		H 4.8	page 6	
LE LED (AC)		C 6.3		
FL Filament		WL	10.0	
NL Neon		K 2.8	11.5 max	
LE LED (DC)		H 4.8	page 6	
LE LED (AC)		C 6.3		

▶ **ORDER FORMAT** example



SERIES	MODEL	TERM	PANEL & °C	DIMENSIONS (mm)
FL Filament	276 	WL	10.0	
NL Neon		K 2.8	2.8 max	
LE LED (DC)		H 4.8	page 6	
LE LED (AC)		C 6.3		
FL Filament	277 Chrome bezel 	WL	10.0	
NL Neon		K 2.8	12.0 max	
LE LED (DC)		H 4.8	page 6	
LE LED (AC)		C 6.3		
FL Filament	273 LL 	WL	10.0	<p>For sub-panel mounting, behind a facia.</p>
NL Neon		K 2.8	0.6-2.0	
LE LED (DC)		H 4.8	page 6	
LE LED (AC)		C 6.3		
FL Filament	2820 	WL	12.0	
NL Neon		K 2.8	0.75-2.0	
LE LED (DC)		H 4.8	page 6	
LE LED (AC)		C 6.3		
FL Filament	2821 	WL	12.0 or 12.7	
NL Neon		K 2.8	$\varnothing 12.0 = 0.8-2.5$	
LE LED (DC)		H 4.8	$\varnothing 12.7 = 1.1-2.5$	
LE LED (AC)		C 6.3	page 6	
FL Filament	586 	WL	12.5	
NL Neon		K 2.8	0.8-1.5	
LE LED (DC)		H 4.8	page 6	
LE LED (AC)		C 6.3		

Indicators

Indicator Lights Neon, LED and Incandescent Lamp

Colours and voltages:

-  **Neon** Available with Red, Amber, Green or Clear lenses
100/130V (marked 110V), 200/250V (marked 230V)
-  **LED - DC** Red, Yellow, Green, Blue, White
2.0/2.2V Resistors for other voltages available.
-  **LED - AC** Red, Yellow, Green, Blue, White
110-230V ac operation.
-  **Incandescent lamp** Available with Red, Amber, Green, Clear or Blue
lenses 6V, 12/14V, 24/28V.

- ▶ Neon, LED, mains LED or filament lamp
- ▶ Bezel sizes from 6.7 to 16.3mm diameter
- ▶ Red, amber, green and clear lenses
- ▶ Red, yellow, green, blue and white LEDs
- ▶ Wide choice of styles




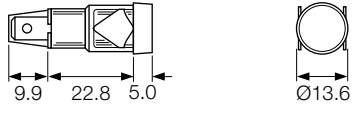









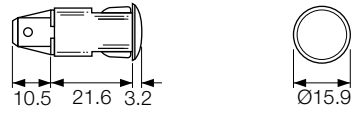









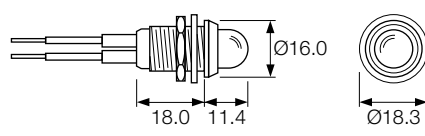






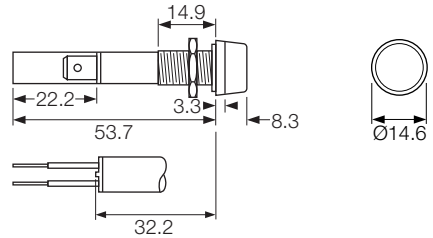









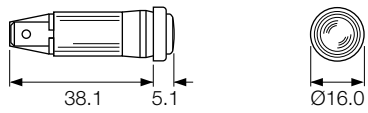









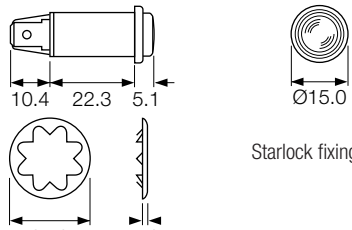






UL file E63363

Approvals shown for neon versions only







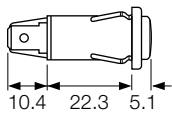









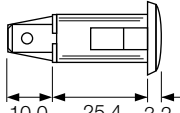
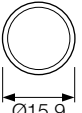





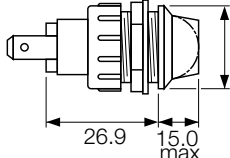



RoHS compliant

SERIES	MODEL	TERM	PANEL & °C	DIMENSIONS (mm)
NL Neon	2870 	WL 	 12.7	
LE LED (DC)		K 2.8 	 0.75-2.0	
LE LED (DC)		H 4.8 		
LE LED (AC)		C 6.3 	 page 6	
NL Neon	589 	WL 	 12.7	
LE LED (DC)		K 2.8 	 0.8-1.5	
LE LED (DC)		H 4.8 		
		C 6.3 	 page 6	
NL Neon	81 Chrome bezel 	WL 	 12.7	
LE LED (DC)			 9.5	
LE LED (DC)				
LE LED (AC)			 page 6	
FL Filament	177 Chrome bezel 	WL 	 12.7	
NL Neon		K 2.8 	 12.0max	
LE LED (DC)		H 4.8 		
LE LED (AC)		C 6.3 	 page 6	
FL Filament	67 Chrome bezel 	WL 	 12.7	
NL Neon		K 2.8 	 1.14max	
LE LED (DC)		H 4.8 		
LE LED (AC)		C 6.3 	 page 6	
FL Filament	180AA 	WL 	 12.7	
NL Neon		C 6.3 	 19.0max	
LE LED (DC)				
			 page 6	





▶ **ORDER FORMAT** example



SERIES	MODEL	TERM	PANEL & °C	DIMENSIONS (mm)
FL Filament NL Neon LE LED (DC)	180BB Chrome bezel 	WL  C 6.3 	 13.5  0.9-1.14  page 6	 10.4 22.3 5.1  Ø16.3
FL Filament NL Neon LE LED (DC) LE LED (AC)	579 	WL  K 2.8  H 4.8  C 6.3 	 14.0  2.5max  page 6	 10.0 25.4 3.2  Ø15.9
FL Filament NL Neon LE LED (DC) LE LED (AC)	392 	C 6.3 	 19.0  4.0max  page 6	 26.9 15.0 max Ø22.9  Ø22.9

Indicator Lights Neon, LED and Incandescent Lamp

Colours and voltages:

-  **Neon** Available with Red, Amber, Green or Clear lenses
100/130V (marked 110V), 200/250V (marked 230V)
-  **LED - DC** Red, Yellow, Green, Blue, White
2.0/2.2V Resistors for other voltages available.
-  **LED - AC** Red, Yellow, Green, Blue, White
110-230V ac operation.
-  **Incandescent lamp** Available with Red, Amber, Green, Clear or Blue lenses
6V, 12/14V, 24/28V.

- ▶ Neon, LED, mains LED or filament lamp
- ▶ Bezel sizes from 6.7 to 16.3mm diameter
- ▶ Red, amber, green and clear lenses
- ▶ Red, yellow, green, blue and white LEDs
- ▶ Wide choice of styles






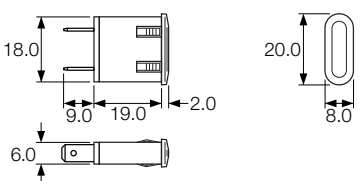





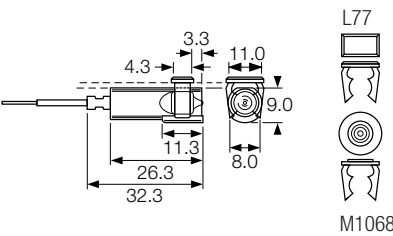



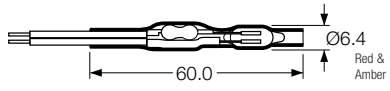


UL file E63363

Approvals shown for neon versions only



RoHS compliant

SERIES	MODEL	TERM	PANEL & °C	DIMENSIONS (mm)
FL Filament NL Neon	581 AY 	H 4.8 	 18.2/18.3 x 6.2/6.3*  2.0-3.5  page 6	
NL Neon	234 	L 	 9.27/9.50 x 4.75*  0.71-1.62  page 6	
NL Neon	233 	L 	 page 6	

Neon tube, resistor and flexible lead assembly, protected by "heat shrink" transparent sleeving.

Indicator Lights

To match 8500, 8600, R13, 1500, 1550, 5500, 6000, 8300 and 7000 switches

Colours and voltages:

- Neon** Available with Red, Amber, Green or Clear lenses
100/130V (marked 110V), 200/250V (marked 230V)
- Filament lamp** Available with Red, Amber or Green lenses
6V, 12/14V, 24/28V
- Mains LED** 6030 only

- ▶ Indicator lights
- ▶ Neon or filament lamp
- ▶ Bezel sizes from 6.7 to 16.3mm diameter
- ▶ Red, amber green and clear neons
- ▶ Red, amber and green filament lamps
- ▶ Styles to match rocker and push switches



UL file E63363

Approvals shown for neon versions only



RoHS compliant

TERM	MODEL
------	-------

H 4.8		H8580 AB	

H 4.8		H8630 FB	
T			
X			

H 4.8		R9 92B	
			Approvals details - contact sales

C 6.3		C430	C6030 AL
H 4.8			
K 2.8			
T			
			6030 - L body & C terminals only

C 6.3		C480	
H 4.8			
K 2.8			
T			

C 6.3		C7030 AH	
H 4.8			

Full product details on pages 12-13

Body Code	Panel thickness	Cut-out		Cut-out	Flange
		X	Y		
B	0.75-1.25	19.1/19.2	12.9/13.0		
	1.25-2.0	19.3/19.4	12.9/13.0		
	2.0-3.0	19.7/19.8	12.9/13.0		

Full product details on pages 14-15

Body Code	Panel thickness	Cut-out		Cut-out	Flange
		X	Y		
B	0.75-1.25	19.1/19.2	12.9/13.0		
	1.25-2.0	19.3/19.4	12.9/13.0		
	2.0-3.0	19.7/19.8	12.9/13.0		

Full product details on pages 33

Snap fixing in panels thickness up to 3.0

Cut-out	Flange

Full product details on pages 18-19 & 22-23

Body Code	Cut-out		Flange		Cut-out	Flange
	Y	X	Y	X		
A	12.2/12.3	27.2/27.3	14.0	30.2		
B	11.0/11.1	30.0/30.1	14.0	33.4		
L	11.0/11.1	30.0/30.1	14.0	31.9		
R	14.0/14.1	28.5/28.6	17.0	31.5		
T	11.5/11.6	28.2/28.3	14.0	30.2		

Full product details on pages 28-29

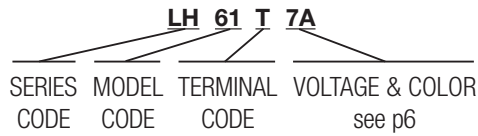
Body Code	Cut-out		Flange		Cut-out	Flange
	Y	X	Y	X		
A	22.3/22.4	27.2/27.3	25.0	30.2		
B	22.1/22.2	30.0/30.1	25.0	33.4		
L	22.1/22.2	30.0/30.1	25.0	32.0		
R	23.0/25.4	28.4/28.5	28.9	33.2		
T	22.3/22.4	28.2/28.3	25.0	30.2		

Full product details on pages 44-45

Body Code	Cut-out	Flange	Cut-out	Flange
H	Ø25.0/25.2	Ø28.0		

Low Voltage Lampholders



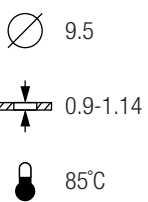
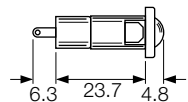
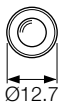


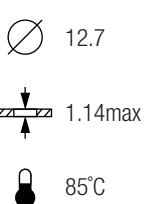
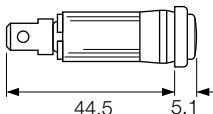



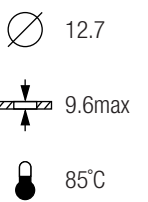
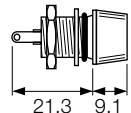



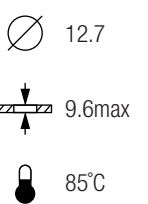
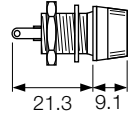
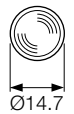



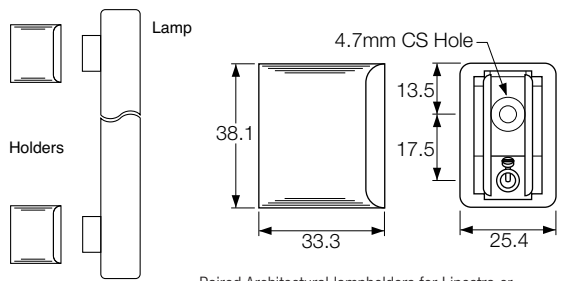
ORDER FORMAT



approvals not applicable to LH series

- ▶ Up to 50V
- ▶ Red, Amber, Green, Blue and Clear
- ▶ Linestra/Philinea lamp holder

RoHS RoHS compliant

▶ SERIES	▶ MODEL	▶ TERM	▶ VOLTAGE & COLOR see p6
LH Lampholder Midget screw 6, 12, 24V bulbs, up to 50 volts only	61 	T  	 Rear of panel bulb replacement 
LH Lampholder T2 Bayonet 6, 12, 24V bulbs, up to 50 volts only	67 Chrome or matt black bezel 	C 6.3  	 Rear of panel bulb replacement 
LH Lampholder Midget screw or T1 3/4 Midget Flange 6, 12, 24V bulbs, up to 50 volts only	A62 is Midget Flange Chrome bezel  A63 is Midget Screw Chrome bezel	T  	 Front of panel bulb replacement 
LH Lampholder Midget screw or T1 3/4 Midget Flange 6, 12, 24V bulbs, up to 50 volts only	M62 is Midget Flange  M63 is Midget Screw	T  	 Front of panel bulb replacement 
LH Lampholder For use in pairs with philinea lamp	95 	S  	 Paired Architectural lampholders for Linestra or Philinea lamp.

indicators

Low Voltage Lampholders



LH392



LH692

- ▶ Up to 50V
- ▶ MES or MBC bulb
- ▶ Flat and domed lens
- ▶ Brass or nylon bodies
- ▶ Red, Amber, Green, Blue and Clear lenses

RoHS

RoHS compliant

Bulbs will be supplied (dependant on order quantity) if a voltage is specified. These lampholders are suitable for up to 50V max.

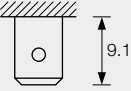


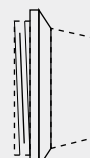
Colors - Red, Amber, Green, (Clear & Blue, check availability). Brass bodies have polished chrome finish.

For Neon & Mains versions see page 75
For Sealed version see page 84

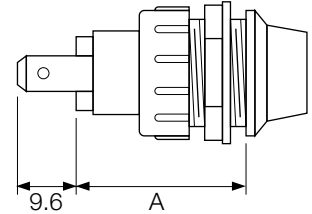
LH 692 7R

SERIES MODEL VOLTAGE & COLOR
CODE CODE see p 6

ORDER FORMAT

SERIES	MODEL					
LH Lampholder For T3 1/4 bayonet cap 50V max  6.3 x 0.8	Code	Panel Hole Dia	Body Material	Dimension A	Max Panel Thickness	Terminal
	382	19.0mm	Nylon	35.0mm	6.3mm	6.3 x 0.8
	 Black nylon bezel with polycarbonate lens (Lens is L90 & Color)					
	392	19.0mm	Nylon	35.0mm	6.3mm	6.3 x 0.8
 Chrome bezel with polycarbonate lens (Lens is L90 & Color)						
	692	25.4mm	Brass	41.8mm	8.7mm	6.3 x 0.8
 Chrome bezel with polycarbonate lens (Lens is L117 & Color)						

DIMENSIONS mm



OPTIONS

Light sources
LEDs (6, 12, 24V)
or
Incandescent lamps are available

M445

P.V.C. Insulating terminal cover



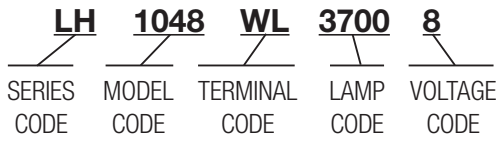
Sealing

Neoprene washers to seal between bezel and panel (W23) and lens and bezel (W24) to give a seal equivalent to IP66 are available on most versions

LED Lamps and LED Lampholders

LED Lampholders can be supplied with or without LEDs

ORDER FORMAT



- ▶ LED lampholders
- ▶ Supplied with or without LEDs
- ▶ Black or Chrome finish

RoHS RoHS compliant

▶ SERIES	▶ MODEL	▶ LAMP		▶ COLOR CODE		▶ VOLTAGE CODE		See also technical info on page 6
		No lamp - Blank	For WL versions:	Red	Yellow	Green	Blank	
LH T1 (3mm) Lampholder	1047 chrome 1047WL chrome	1047B black 1047BWL black	No lamp - Blank	For WL versions:	Red 4700	Yellow 4701	Green 4702	
				w/o resistor	Blank 6	6	7	
				6Vdc	12Vdc	24Vdc	8	
LH T1 3/4 (5mm) Lampholder	1048 chrome 1048WL chrome	1048B black 1048BWL black	No lamp - Blank	For WL versions:	Red 3700	Yellow 3701	Green 3702	
				w/o resistor	Blank 6	6	7	
				6Vdc	12Vdc	24Vdc	8	
LH T1 3/4 (5mm) Lampholder with Light Focusing Reflector	1050 chrome 1050WL chrome	1050B black 1050BWL black	No lamp - Blank	For WL versions:	Red 3700	Yellow 3701	Green 3702	
				w/o resistor	Blank 6	6	7	
				6Vdc	12Vdc	24Vdc	8	
LH	10350A 10350AWL		LED COLOR	VOLTAGE CODE	Red 3700	Yellow 3701	Green 3702	
			White 3703	2V	Blank 6	6	7	
			Blue 3704	6Vdc	14Vdc	28Vdc	125/250Vac	
LH	10360A 10360AWL		LED COLOR	VOLTAGE CODE	Red 3700	Yellow 3701	Green 3702	
			White 3703	2V	Blank 6	6	7	
			Blue 3704	6Vdc	14Vdc	28Vdc	125/250Vac	
LH	10370A 10370AWL		LED COLOR	VOLTAGE CODE	Red 3700	Yellow 3701	Green 3702	
			White 3703	2V	Blank 6	6	7	
			Blue 3704	6Vdc	14Vdc	28Vdc	125/250Vac	

indicators

Neon & LED Indicator Lights Sealed to IP52 and IP54

▶ **ORDER FORMAT** example

NL 3130 S 2R

SERIES CODE MODEL CODE TERMINAL CODE VOLTAGE & COLOR
see p 6

- ▶ IP52 and IP54 sealing
- ▶ Three bezel sizes: 18.0, 20.5 and 30.0 dia.
- ▶ Neon or LED indicator
- ▶ Black and satin chrome bezel or without bezel
- ▶ Recessed screw terminals

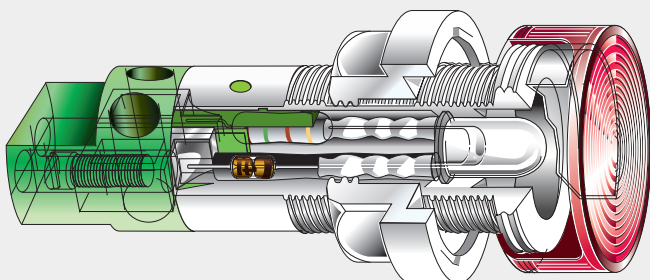


Approval shown for neon versions only

RoHS RoHS compliant

Neon versions feature integral current limiting & ghost lighting resistors.
LED versions have rectifier diodes & resistors for direct connection to 28Vac/dc.
IP52 is standard.
A panel sealing washer is available for IP54

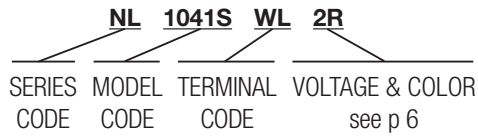
SERIES	MODEL	TERM	VOLTAGE & COLOR see p6	SEALING OPTION State IP52 or IP54
LE LED NL Neon	3130 No bezel 	S Recessed Screw	13.2 8.0max 120°C neon 50°C LED	
LE LED NL Neon	3160 Black bezel 	S Recessed Screw	16.2 5.0max 120°C neon 50°C LED	
LE LED NL Neon	3161 Satin chrome style bezel 	S Recessed Screw	16.2 5.0max 55°C neon 50°C LED	
LE LED NL Neon	3221 Large black bezel 	S Recessed Screw	22.3 4.5max 120°C neon 50°C LED	



Select the version most suitable for your application from the 4 types shown.
Or call sales for availability to your special requirements.

Indicator Lights - Sealed to IP67



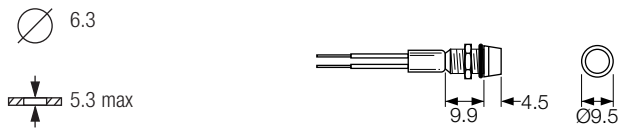


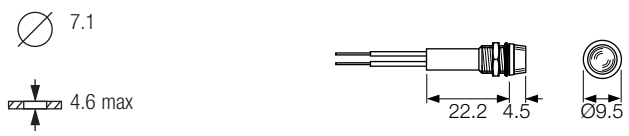


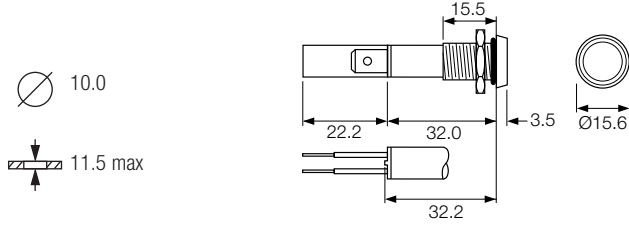





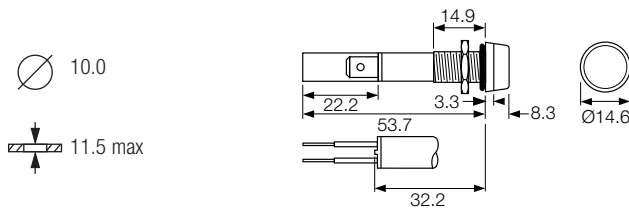





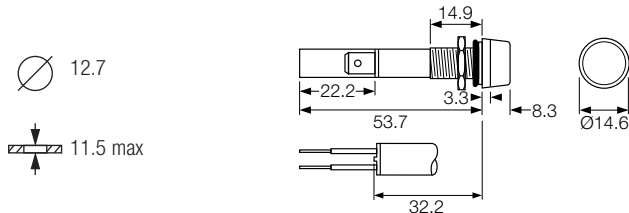





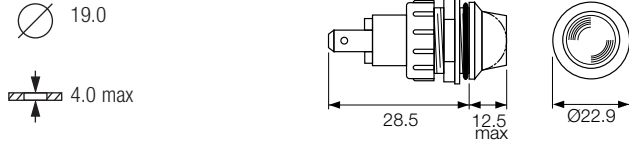
ORDER FORMAT



- ▶ IP67 Panel Sealing
- ▶ Supplied complete with gaskets/'O' rings
- ▶ Neon, LED, mains LED or incandescent lamp
- ▶ Bezel sizes from 7.6 to 22.9mm diameter
- ▶ Red, amber, green, blue and clear lenses
- ▶ Red, yellow, green, blue and white LEDs
- ▶ Wide choice of styles



RoHS RoHS compliant

SERIES	MODEL	TERM	PANEL & °C	DIMENSIONS (mm)
NL Neon	1041S Chrome bezel 	WL 	6.3	
LE LED (DC)			5.3 max	
LE LED (DC)				
NL Neon	245S Chrome bezel 	WL 	7.1	
LE LED (DC)			4.6 max	
LE LED (DC)				
LE LED (AC)				
NL Neon	275S Chrome bezel 	WL 	10.0	
LE LED (DC)		C 6.3 	11.5 max	
LE LED (DC)		K 2.8 		
LE LED (AC)		H 4.8 		
NL Neon	277S Chrome bezel 	WL 	10.0	
LE LED (DC)		C 6.3 	11.5 max	
LE LED (DC)		K 2.8 		
LE LED (AC)		H 4.8 		
NL Neon	177S Chrome bezel 	WL 	12.7	
LE LED (DC)		C 6.3 	11.5 max	
LE LED (DC)		K 2.8 		
LE LED (AC)		H 4.8 		
NL Neon	392FFS 	C 6.3 	19.0	
LE LED (DC)			4.0 max	
LE LED (DC)				
LE LED (AC)				

indicators

LED Lamps and LED Lampholders - Sealed to IP67

LED Lampholders can be supplied with or without LEDs

RoHS

RoHS compliant

- ▶ IP67 front bezel sealing
- ▶ LED lampholders
- ▶ Supplied with or without LEDs
- ▶ Black or Chrome finish

ORDER FORMAT

LH	1048S	WL	3700	8
SERIES CODE	MODEL CODE	TERMINAL CODE	LAMP CODE	VOLTAGE CODE

SERIES MODEL

LH **1048S Chrome** *Designed to IP67*
1048BS Black

LH **1048SWL Chrome** *Designed to IP67*
1048BSWL Black

LH **1050S Chrome** *Designed to IP67*
1050BS Black

LH **1050SWL Chrome** *Designed to IP67*
1050BSWL Black

LAMP COLOR CODE VOLTAGE CODE

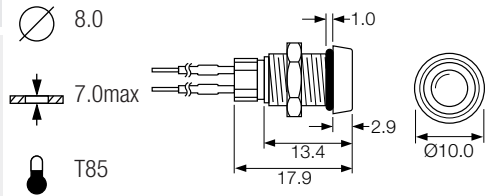
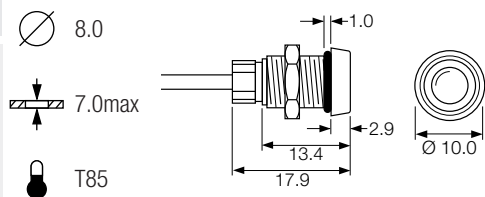
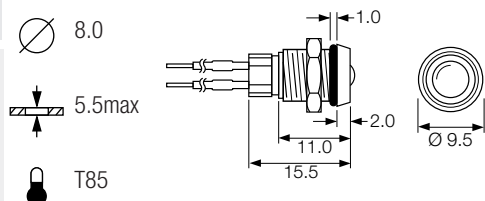
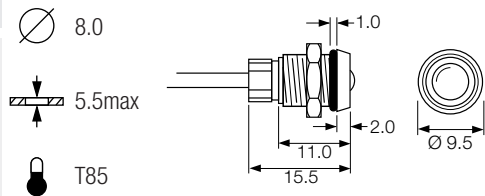
No lamp - Blank	For WL versions:
Red 4700	w/o resistor Blank
Yellow 4701	6Vdc 6
Green 4702	12Vdc 7
	24Vdc 8

No lamp - Blank	For WL versions:
Red 3700	w/o resistor Blank
Yellow 3701	6Vdc 6
Green 3702	12Vdc 7
	24Vdc 8

No lamp - Blank	For WL versions:
Red 3700	w/o resistor Blank
Yellow 3701	6Vdc 6
Green 3702	12Vdc 7
	24Vdc 8

No lamp - Blank	For WL versions:
Red 3700	w/o resistor Blank
Yellow 3701	6Vdc 6
Green 3702	12Vdc 7
	24Vdc 8

See also technical info on pages 6



Properties

Sealing

O-ring sealing equivalent to IP67, of both the LED to bezel, and bezel to panel is available where shown.

Polarity

The nylon base mouldings are polarity marked.

Body Material and Finish

Chromed brass or Black oxide coated brass.

Lampholders only

Items prefixed 'A' are supplied without LEDs.

LED wires or PVC covered wire leads

125mm min length wires, 6.3mm standard strip. Alternative colours, length and strip available.



Low Voltage Lampholders - Sealed to IP67

ORDER FORMAT







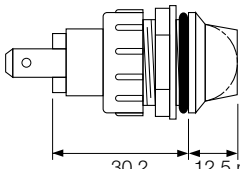






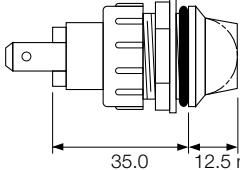






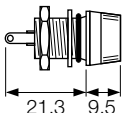







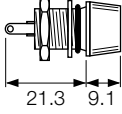

LH 392FPS 7R

SERIES CODE MODEL CODE VOLTAGE & COLOR
 see p 6

- ▶ IP67 Panel seal
- ▶ Supplied complete with gaskets/'O' rings
- ▶ Up to 50V
- ▶ Red, Amber, Green, Blue and Clear
- ▶ LES, Midget Flange, MES & MBC bulb



RoHS RoHS compliant

SERIES	MODEL	TERM	PANEL & °C	DIMENSIONS (mm)
LH	LH1090 FPS (MES)  	C 6.3 	 19.0  4.0 max  T85	 30.2 12.5 max Front of panel bulb replacement
LH	LH1091 FQS (MBC)  	C 6.3 	 19.0  4.0 max  T85	 35.0 12.5 max Front of panel bulb replacement
LH	LH0062 AOS (Midget flange) Chrome bezel LH0063 AOS (LES) Chrome bezel  	T 	 12.7  8.5 max  T85	  21.3 9.5 Ø14.7
LH	LH0062 MOS (LES & Midget flange) LH0063 MOS (LES)  	T 	 12.7  8.5 max  T85	  21.3 9.1 Ø14.7

F0445 MO
 P.V.C. Insulating terminal cover.
 For use with C1090 & C1091

