


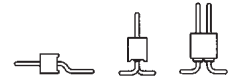
Series 850

PCB connectors 1.27 mm
Single row / double row
Surface mount






Ultraminiature PCB pin connectors, surface mount

Grid spacing 1.27x1.27 mm



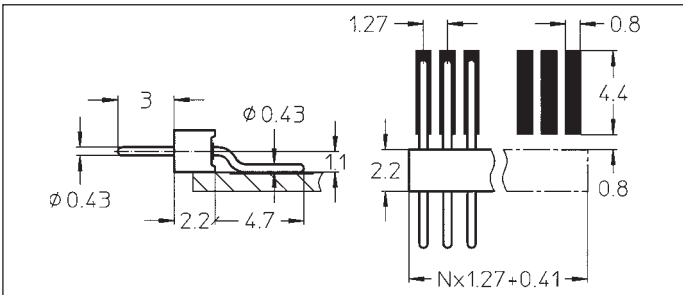
Pin connectors with screw-machined pin \varnothing 0.43 mm

For corresponding connectors see pages 10, 11 and 12

Platings	Sleeve 	Clip 	Pin 
10 90			0.25 μ m Au 5 μ m Sn Pb

Ordering information

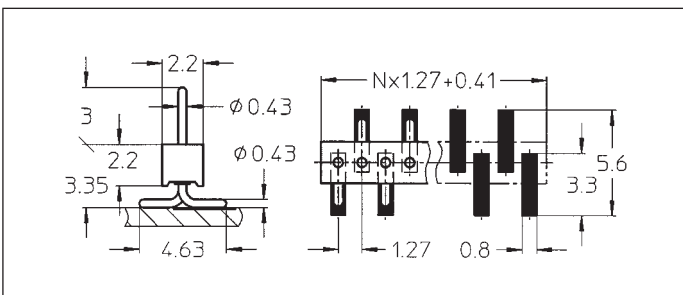
Replace **xxx** with the number of poles, e.g. 852-10-**xxx**-30-001 for a double row version with 8 pins per row becomes:
852-10-**016**-30-001



850-10-xxx-40-001
850-90-xxx-40-001

SMD pin connector: single row, parallel mount

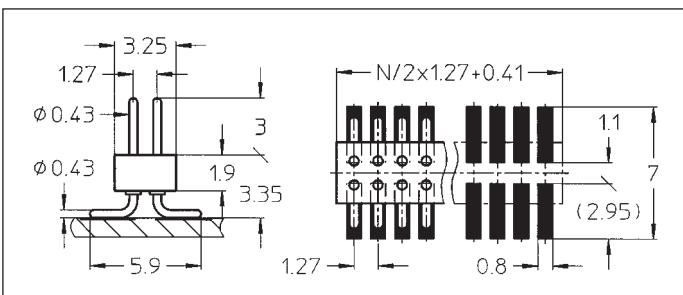
Availability from: 1 to 50 contacts
Standard number of contacts 25 and 50



850-10-xxx-30-001
850-90-xxx-30-001

SMD pin connector: single and double row, perpendicular mount

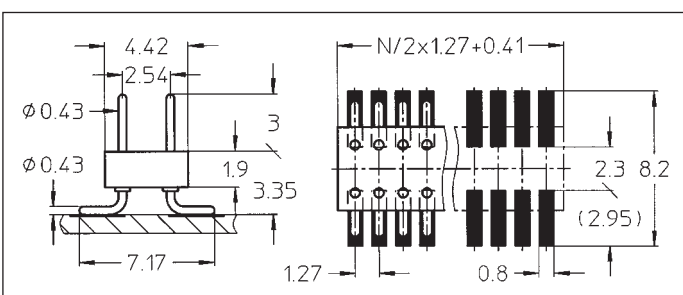
Availability from: 3 to 50 contacts
Standard number of contacts 25 and 50



852-10-xxx-30-001
852-90-xxx-30-001

SMD pin connector: double row, perpendicular mount

Availability from: 4 to 100 contacts
Standard number of contacts 50 and 100



852-10-xxx-30-002
852-90-xxx-30-002

SMD pin connector: double row with 2.54 mm row to row distance, perpendicular mount

Availability from: 4 to 100 contacts
Standard number of contacts 100
On request with positioning pins