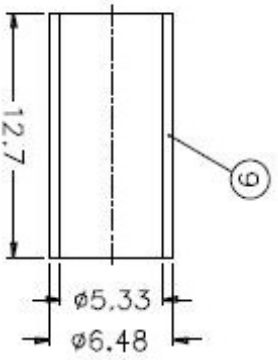
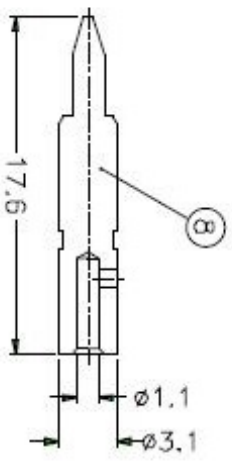
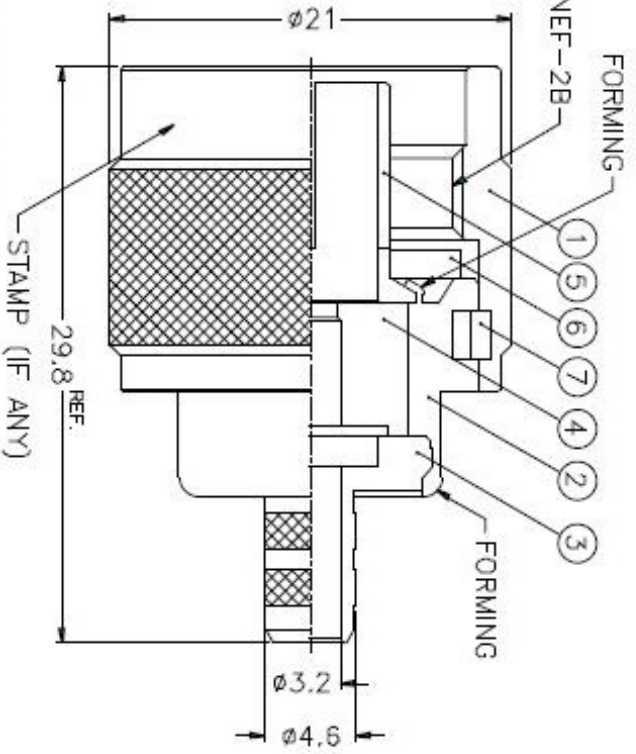
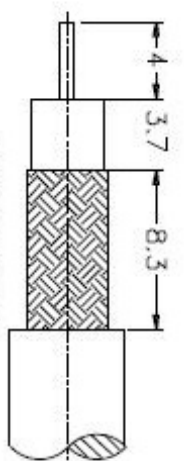


ISS	ZONE	DESCRIPTION \ PER REQUEST \ DATE
-----	------	----------------------------------



NOTES: FINISH (PLATING THICKNESS IN MICRO-INCHES)  
 1. BRASS PER QQ-B-526  
 2. NICKEL PL. 100 MIN. THICK OVER COPPER STRIKE  
 3. GOLD PL. 3 MIN. THICK OVER NICKEL PL. 100 MIN. THICK  
 OVER COPPER STRIKE  
 4. PTFE MIL-P-19468

1. CRIMPED FERRULE  
 HEX CRIMP SIZE .213"  
 2. CRIMPED CONTACT PIN  
 HEX CRIMP SIZE .105"

9	FERRULE	COPPER	NOTE 2	1	FR-648/533X 127C
8	CONTACT PIN	NOTE 1	NOTE 3	1	N5000-B-31/11 -C
7	RETAINER RING	SUS 304	NATURAL	1	N5000-7-C
6	GASKET	SILICONE	RED	1	GS-156/8X15
5	CONTACT BODY	NOTE 1	NOTE 2	1	N5000-5
4	INSULATOR	NOTE 4	NATURAL	1	RF10028-001-4
3	BARREL	NOTE 1	NOTE 2	1	N5000-3-48/32
2	BODY	NOTE 1	NOTE 2	1	N5000-2
1	SHELL	NOTE 1	NOTE 2	1	N5000-1-B

DIMENSIONS ARE IN MILLIMETERS  
 UNLESS OTHERWISE SPECIFIED  
 TOLERANCES

0.5-6	= ±0.2
6-30	= ±0.4
30-120	= ±0.6
120-315	= ±1
315-1000	= ±1.6
1000-2000	= ±2.4

PART NO.	N1121A1-NT3G-1-50
APPROVED	DATE 10-11-01
CHECKED	DATE 10-11-01
DRAWN	DATE 10-11-01

TITLE	N CRIMP PLUG (FOR RG-58C/U,58/U)
DRAWING NO.	KJ-N1121A1-NT3G-58CU-50
ITBM NO.	

**Amphenol**

1 2 3 4 5 6 7 8