


# ET Series Sealed Subminiature Rocker Switches

## Features/Benefits

- Sealed against solder and cleaning process contaminants
- Rocker, bushing & case—UL 94V-0
- Small footprint—saves space
- RoHS compliant

## Typical Applications

- Telecommunications
- Instrumentation
- Computers & peripherals



Models Available

## Specifications

**CONTACT RATING:** B contact material: 0.4 VA max. @ 20 V AC or DC max. Q contact material: Copper alloy, silver plated. See page H-44 for additional ratings.

**ELECTRICAL LIFE:** ETX1 models: 60,000 make-and-break cycles at full load. All other models: 30,000 cycles.

**CONTACT RESISTANCE:** Below 20 m Ω typ. initial @ 2-4 V DC, 100 mA, for both silver and gold plated contacts.

**INSULATION RESISTANCE:** 10<sup>9</sup> Ω min.

**DIELECTRIC STRENGTH:** 1000 Vrms min. @ sea level.

**OPERATING TEMPERATURE:** -30°C to 85°C.

**SOLDERABILITY:** Per MIL-STD-202F method 208D, or EIA RS-186E method 9 (1 hour steam aging).

**PACKAGING:** Surface mount switches standard in tape and reel packaging, see page G-45 for drawings and reel information.

## Materials

**CASE & BUSHING:** Glass filled nylon 6/6, flame retardant, heat stabilized (UL 94V-0) or glass filled 4/6 nylon, flame retardant, heat stabilized (UL 94V-0).

**ACTUATOR:** Nylon, black standard. Internal o-ring seal standard with all actuators. SA surface mount: High temperature material, glass filled 46 nylon, flame retardant, heat stabilized (UL 94V-0).

**SWITCH SUPPORT:** Brass, matte-tin plated.

**CONTACTS & TERMINALS:** B contact material: Copper alloy, with gold plate over nickel plate. Q contact material: Copper alloy, silver plated. See page H-44 for additional contact materials.

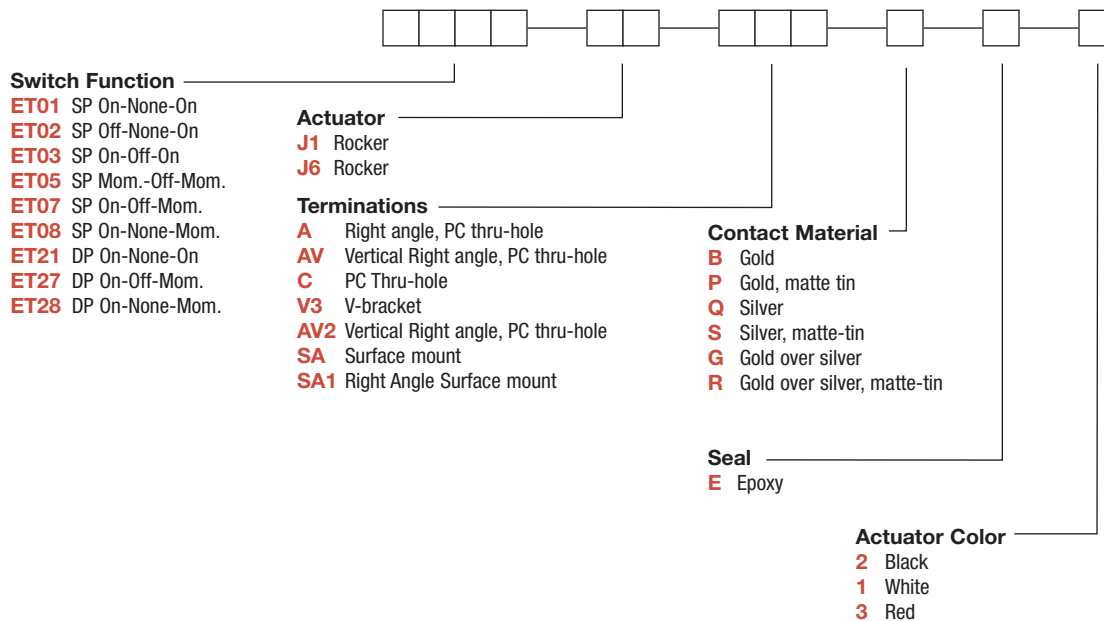
**TERMINAL SEAL:** Epoxy.

**NOTE:** Any models supplied with Q, B, G, S, P & R contact material are RoHS compliant.

**NOTE:** Specifications and materials listed above are for switches with standard options. For information on specific and custom switches, consult Customer Service Center.

## Build-A-Switch

To order, simply select desired option from each category and place in the appropriate box. Available options are shown and described on pages G-41 thru G-45. For additional options not shown in catalog, consult Customer Service Center. All models are process sealed to withstand machine soldering temperatures and pressure wash cleaning methods.



Rocker



G



Dimensions are shown: Inches (mm)  
Specifications and dimensions subject to change

# ET Series Sealed Subminiature Rocker Switches

## SWITCH FUNCTION

| NO. POLES                                                                                                                       | MODEL NO. | SWITCH FUNCTION |        |        | CONNECTED TERMINALS |        |         | SCHEMATIC |
|---------------------------------------------------------------------------------------------------------------------------------|-----------|-----------------|--------|--------|---------------------|--------|---------|-----------|
|                                                                                                                                 |           | POS. 1          | POS. 2 | POS. 3 | POS. 1              | POS. 2 | POS. 3  |           |
| SP                                                                                                                              | ET01      | ON              | NONE   | ON     | 2-3                 | N/A    | 2-1     |           |
|                                                                                                                                 | ET03      | ON              | OFF    | ON     |                     | N/A    |         |           |
|                                                                                                                                 | ET05      | MOM.            | OFF    | MOM.   |                     | OPEN   |         |           |
|                                                                                                                                 | ET07      | ON              | OFF    | MOM.   | N/A                 |        |         |           |
|                                                                                                                                 | ET08      | ON              | NONE   | MOM.   | N/A                 |        |         |           |
|                                                                                                                                 | ET02      | OFF             | NONE   | ON     | OPEN                | N/A    | 3-1     |           |
| <b>SPDT</b><br><p>Part number shown: ET01J6CBE2</p> <p>ET02 Models: Omit terminal 2</p> <p>Terminal Nos. For Reference Only</p> |           |                 |        |        |                     |        |         |           |
| DP                                                                                                                              | ET21      | ON              | NONE   | ON     | 2-3,5-6             | N/A    | 2-1,5-4 |           |
|                                                                                                                                 | ET27      | ON              | OFF    | MOM.   |                     | OPEN   |         |           |
|                                                                                                                                 | ET28      | ON              | NONE   | MOM.   |                     | N/A    |         |           |
| <b>DPDT</b><br><p>Part number shown: ET21J6CBE2</p> <p>Terminal Nos. For Reference Only</p>                                     |           |                 |        |        |                     |        |         |           |

MOM. = Momentary

All models with all options when ordered with G, S, R or Q contact material.



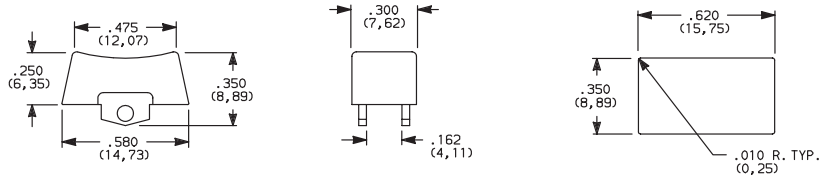
Third Angle Projection  
Dimensions are shown: Inches (mm)  
Specifications and dimensions subject to change



# ET Series Sealed Subminiature Rocker Switches

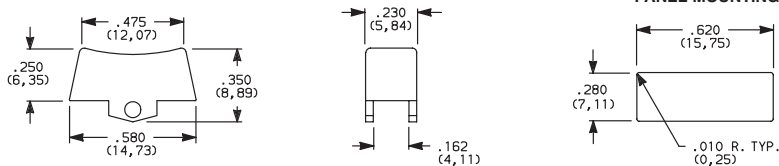
## ACTUATOR

### J1 ROCKER



Available with all models except ET0X with A & SA & SA1 terminations.

### J6 ROCKER



Standard with ET0X model with A & SA & SA1 terminations.

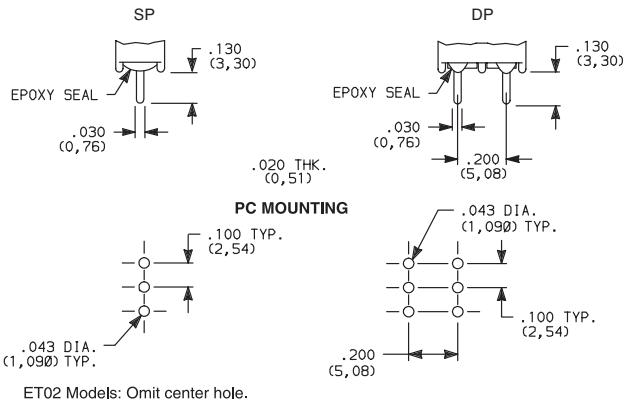
| OPTION CODE | ACTUATOR COLOR |
|-------------|----------------|
| 2           | BLACK          |
| 1           | WHITE          |
| 3           | RED            |

Actuators available separately, see page G-45. Finish: Matte. Other colors, custom actuator markings and legends available, consult Customer Service Center.

**NOTE:** Internal o-ring actuator seal standard.

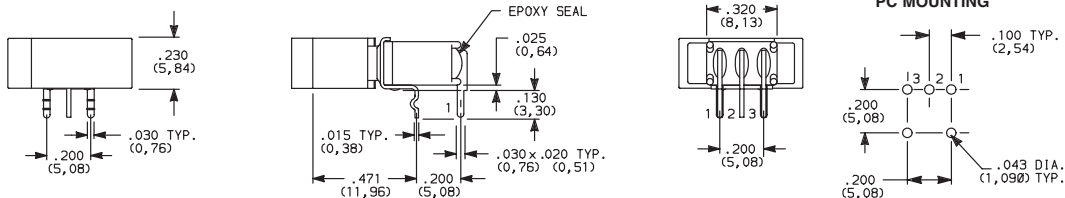
## TERMINATIONS

### C PC THRU-HOLE



### SP & DP

### A RIGHT ANGLE, PC THRU-HOLE



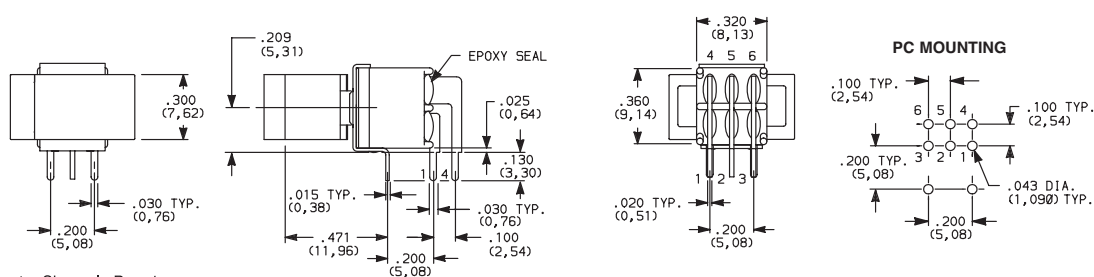
Actuator Shown In Pos. 1

Not available with ET02 model.  
J6 actuator std. only on ET0X models with A terminations.



ET01J6ABE2  
Horizontal Actuation  
SPDT

### A RIGHT ANGLE, PC THRU-HOLE



Actuator Shown In Pos. 1



ET21J1ABE2  
Horizontal Actuation  
DPDT

Rocker



Third Angle Projection

Dimensions are shown: Inches (mm)  
Specifications and dimensions subject to change



G

C&K

# ET Series Sealed Subminiature Rocker Switches

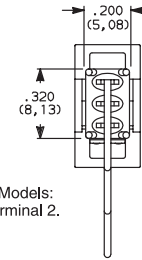
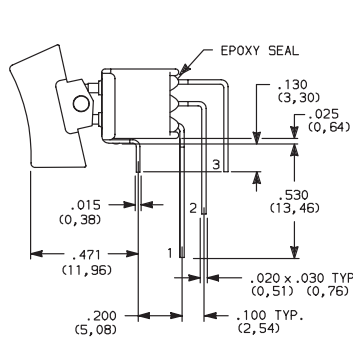
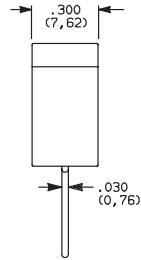
## TERMINATIONS

### AV VERTICAL RIGHT ANGLE, PC THRU-HOLE

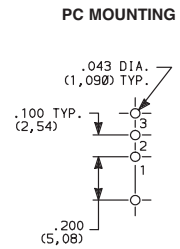


**ET01J1AVBE2**  
Vertical Actuation  
**SPDT**


Actuator Shown In Pos. 1



ET02 Models:  
Omit terminal 2.

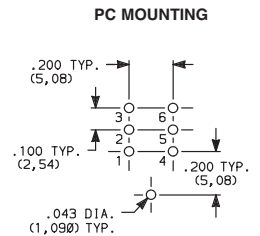
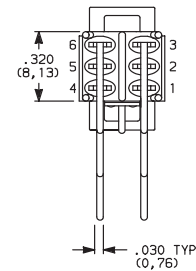
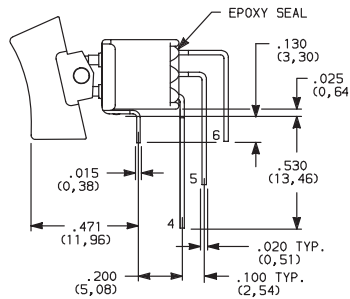
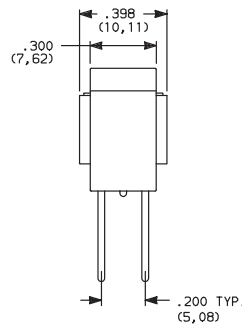


### AV VERTICAL RIGHT ANGLE, PC THRU-HOLE



**ET21J1AVBE2**  
Vertical Actuation  
**DPDT**

Actuator Shown In Pos. 1

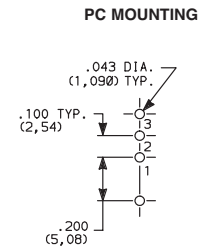
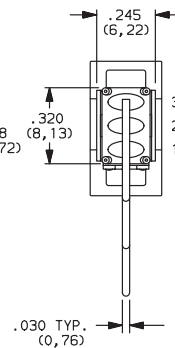
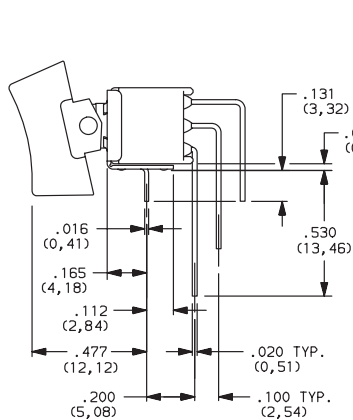
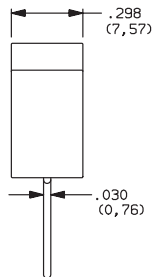


NOTE: Terminal bend radii and lead-in manufacturing option.

### AV2 VERTICAL RIGHT ANGLE, PC THRU-HOLE



**ET01J1AV2BE2**  
Vertical Actuation  
**SPDT**



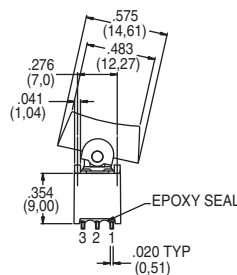
### SA1 SURFACE MOUNT

NOTE: Available in B contact materials only.

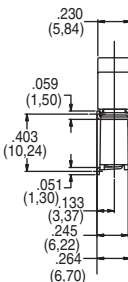
Available in J6 actuator black only.

Not available in ET02.

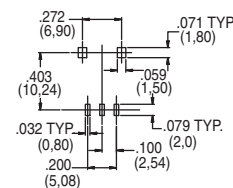
NOTE: Standard with tape & reel packaging, see page G-45.



ACTUATOR SHOWN  
POS. 1



PC MOUNTING



**ET01J6SA1BE2**  
Horizontal Actuation  
**SPDT**

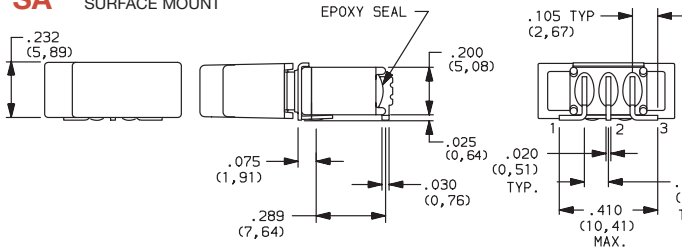


Dimensions are shown: Inches (mm)  
Specifications and dimensions subject to change

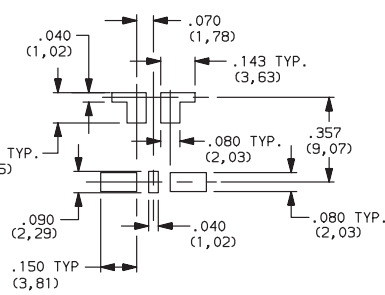
# ET Series Sealed Subminiature Rocker Switches

## TERMINATIONS

### SA SURFACE MOUNT



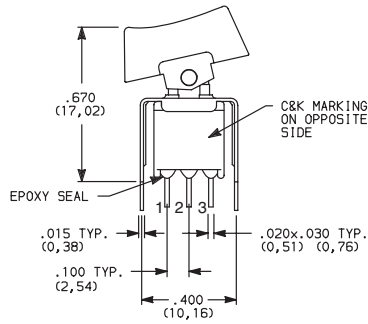
### PANEL MOUNTING



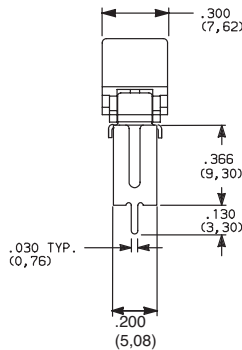
ET01J6SAKE2  
Horizontal Actuation  
SPDT

**NOTE:** Standard with tape & reel packaging, see page G-45.  
Available with P contact material only.

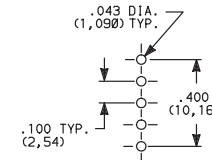
### V3 VERTICAL MOUNT, V-BRACKET



Actuator shown in Pos. 1

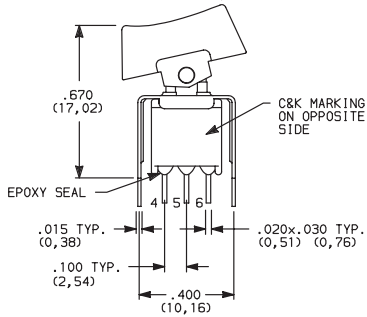


### PC MOUNTING

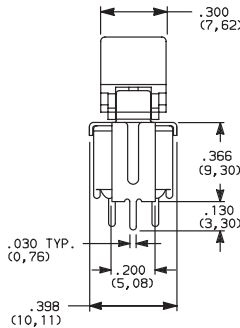


ET01J1V3BE2  
SPDT

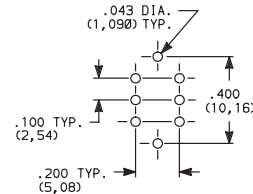
### V3 VERTICAL MOUNT, V-BRACKET



Actuator shown in Pos. 1



### PC MOUNTING



ET21J1V3BE2  
DPDT

## CONTACT MATERIAL

| OPTION CODE | CONTACT MATERIAL                   | TERMINAL PLATING       | RATINGS                           |                                                                                                                                                                           |
|-------------|------------------------------------|------------------------|-----------------------------------|---------------------------------------------------------------------------------------------------------------------------------------------------------------------------|
| <b>B</b>    | GOLD <sup>1</sup>                  | GOLD <sup>1</sup>      | LOW LEVEL/<br>DRY CIRCUIT         | 0.4 VA MAX. @ 20 V AC OR DC MAX.                                                                                                                                          |
| <b>P</b>    |                                    | MATTE-TIN <sup>6</sup> |                                   |                                                                                                                                                                           |
| <b>Q</b>    | SILVER <sup>4,5</sup>              | SILVER <sup>5</sup>    | POWER                             | ETX1 MODELS: 3 AMPS @ 120 V AC<br>OR 28 V DC.<br>ALL OTHER MODELS: 2 AMPS @ 120 V AC<br>OR 28 V DC.                                                                       |
| <b>S</b>    |                                    | MATTE-TIN <sup>6</sup> |                                   |                                                                                                                                                                           |
| <b>G</b>    | GOLD OVER<br>SILVER <sup>2,3</sup> | GOLD <sup>3</sup>      | LOW LEVEL/DRY<br>CIRCUIT OR POWER | ETX1 MODELS: 0.4 VA MAX @ 20 V AC OR DC<br>MAX. OR 3 AMPS @ 120 V AC OR 28 V DC.<br>ALL OTHER MODELS: 0.4 VA MAX @ 20 V AC OR<br>DC MAX. OR 2 AMPS @ 120 V AC OR 28 V DC. |
| <b>R</b>    |                                    | MATTE-TIN <sup>6</sup> |                                   |                                                                                                                                                                           |

\* Note: See Technical Data section of this catalog for RoHS compliant and compatible definitions and specifications.

- CONTACTS & TERMINALS: Copper alloy, with gold plate over nickel plate.
- END CONTACTS: Coin silver, with gold plate over nickel plate.
- CENTER CONTACTS & ALL TERMINALS: Copper alloy, with gold plate over nickel plate.
- END CONTACTS: Coin silver, silver plated.
- CENTER CONTACT & ALL TERMINALS: Copper alloy, silver plated.

<sup>6</sup> TERMINALS: Copper alloy, with matte-tin over nickel plate.

**NOTE:** Any models supplied with Q, B, G, S, P & R contact material are RoHS compliant.

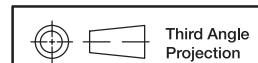
All models with all options when ordered with G, Q, S & R contact material.

Rocker



G

**C&K**



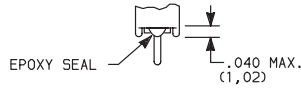
Third Angle  
Projection

Dimensions are shown: Inches (mm)  
Specifications and dimensions subject to change

# ET Series Sealed Subminiature Rocker Switches

SEAL

**E** EPOXY SEAL



## AVAILABLE HARDWARE

J1 Actuator



**PART NO.**  
**261A01000** WHITE  
**261A02263** BLACK  
**261A03000** RED  
**Material:** Nylon  
**Finish:** Matte  
**NOT AVAILABLE WITH A, SA, SA1**

J6 Actuator



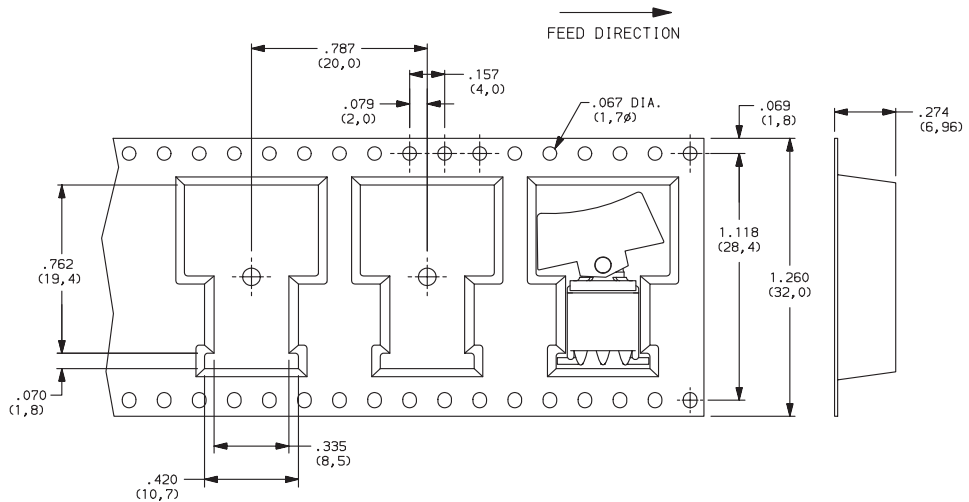
**PART NO.**  
**621C01000** WHITE  
**621C02263** BLACK  
**621C03000** RED  
**Material:** Nylon  
**Finish:** Matte  
**For Hi Temp, Consult Factory**

**NOTE:** Other colors available, consult Customer Service Center.

## TAPE & REEL SA TERMINATION

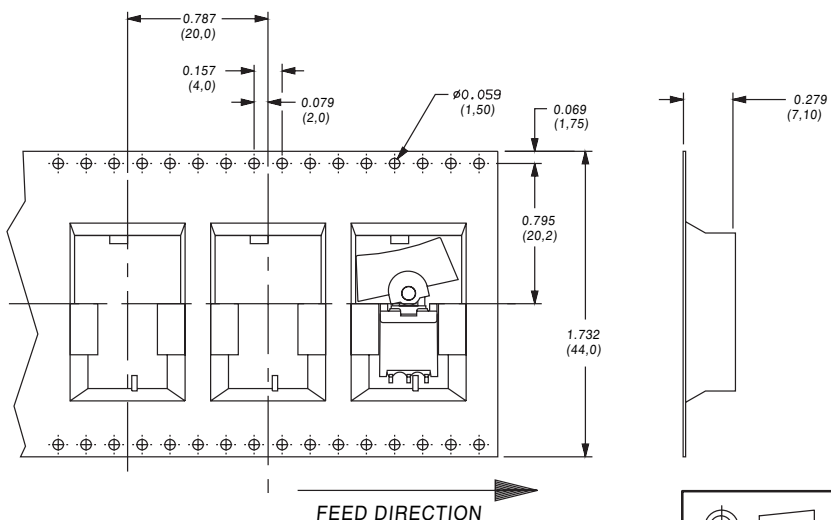
ET01J6SABE (SHOWN)

| REEL INFORMATION  |               |
|-------------------|---------------|
| OUTSIDE DIAMETER  | 13.00 (330,0) |
| PILOT HOLE        | .512 (13,0)   |
| QUANTITY PER REEL | 500           |



ET01J6SA1BE (SHOWN)

| REEL INFORMATION  |               |
|-------------------|---------------|
| OUTSIDE DIAMETER  | 13.00 (330,0) |
| PILOT HOLE        | .795 (20,2)   |
| QUANTITY PER REEL | 450           |



Third Angle Projection

Dimensions are shown: Inches (mm)  
 Specifications and dimensions subject to change

