

"High Frequency Ceramic Solutions"

Splitter, 3dB Hybrid; 1900-2000 MHz

P/N 1950CH15A100

Detail Specification: 04/14/05

Page 1 of 2

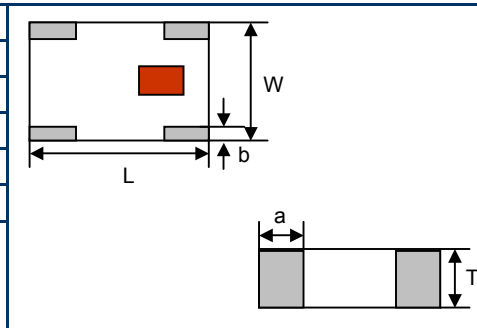
General Specifications (based on term. contact seeing a 50 ohm load)

Part Number	1950CH15A100
Frequency (MHz)	1900 ~ 2000
Insertion Loss @ BW	3.3 ± 0.5 dB max.
Return Loss (dB)	14.0 min.
Amplitude Balance (dB)	1.0 max.
Phase Deviation	90° ± 3
Isolation (dB)	16.0 min.

Power Capacity	10 Watts max.
Impedance	50 Ω
Operating Temperature	-40 to +85°C
Reel Quantity	4,000

Mechanical Dimensions

	In	mm
L	0.080 ± 0.004	2.03 ± 0.10
W	0.061 ± 0.004	1.55 ± 0.10
T	0.039 ± 0.006	0.98 ± 0.15
a	0.022 ± 0.010	0.56 ± 0.25
b	0.014 ± 0.006	0.35 ± 0.15



Terminal Configuration

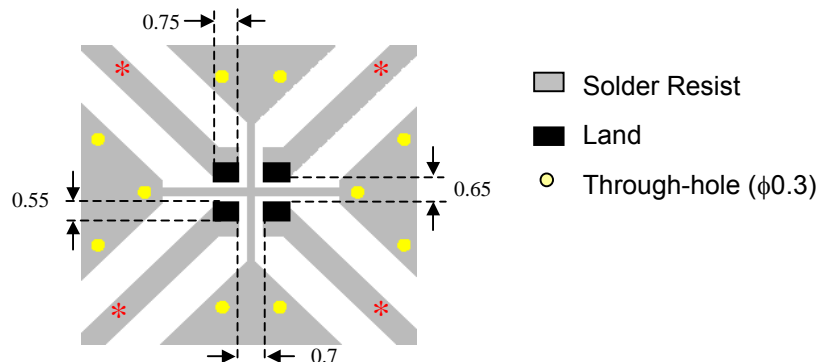
No.	Function
1	50 ohm Term.
2	IN
3	OUT2
4	OUT1

Mounting Considerations

Mount these devices with brown mark facing up.

Line width should provide 50Ω impedance matching characteristics.

Units: mm



Johanson Technology, Inc. reserves the right to make design changes without notice.

All sales are subject to Johanson Technology, Inc. terms and conditions.



www.johansontechnology.com

931 Via Alondra • Camarillo, CA 93012 • TEL 805.389.1166 FAX 805.389.1821

2003 Johanson Technology, Inc. All Rights Reserved

"High Frequency Ceramic Solutions"

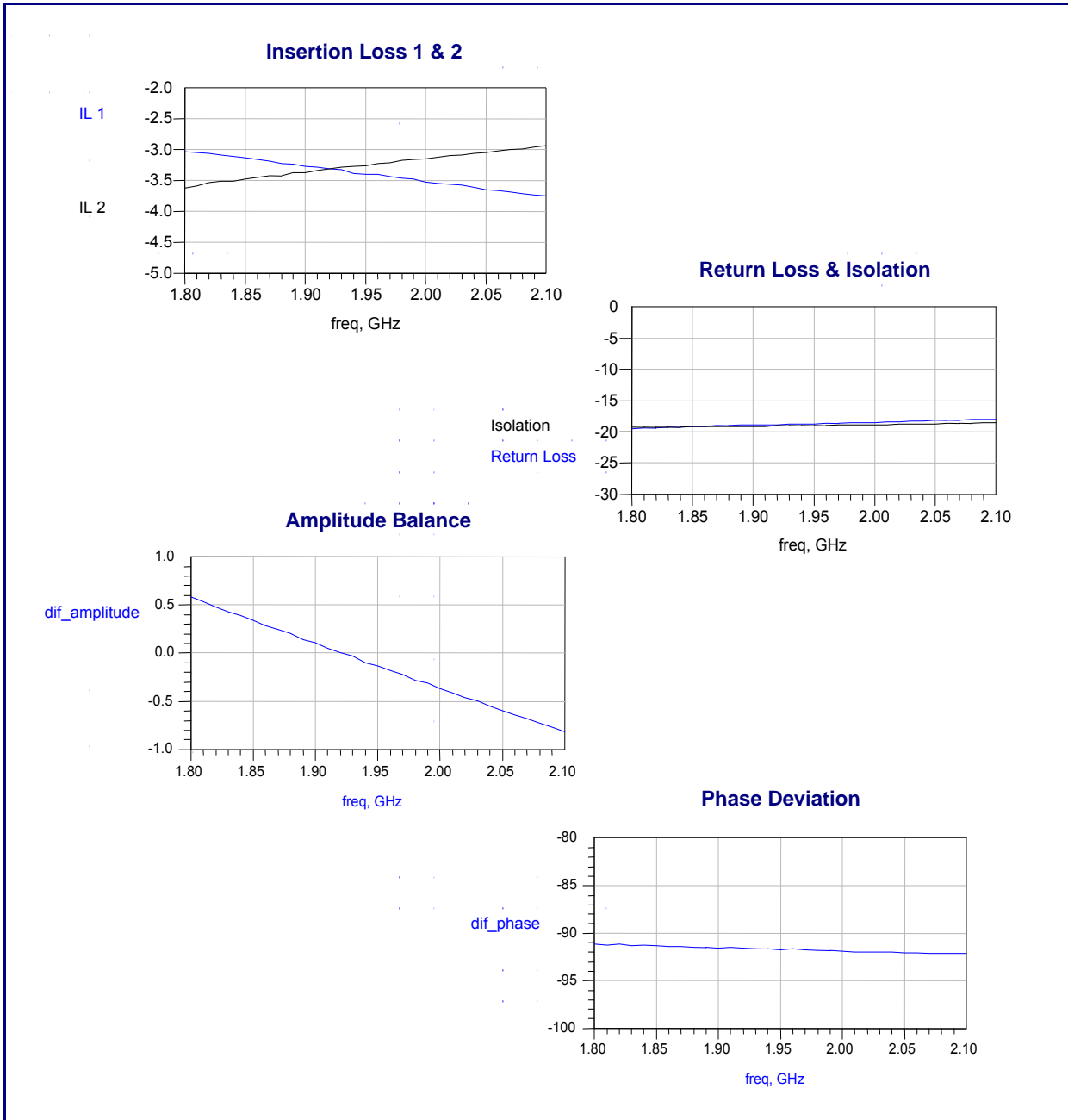
Splitter, 3dB Hybrid; 1900-2000 MHz

P/N 1950CH15A100

Detail Specification: 04/14/05

Page 2 of 2

Typical Electrical Characteristics (T=25°C)



Johanson Technology, Inc. reserves the right to make design changes without notice.
All sales are subject to Johanson Technology, Inc. terms and conditions.



www.johansontechnology.com

931 Via Alondra • Camarillo, CA 93012 • TEL 805.389.1166 FAX 805.389.1821

2003 Johanson Technology, Inc. All Rights Reserved