

## Contact insert - HC-B 16-I-PT-M - 1407732

Please be informed that the data shown in this PDF Document is generated from our Online Catalog. Please find the complete data in the user's documentation. Our General Terms of Use for Downloads are valid (<http://phoenixcontact.com/download>)



HEAVYCON pin insert, B16 series, 16 + PE-pos., push-in connection

### Product Features

- ✓ For fast coding with plastic profile
- ✓ Conductor connection without tools
- ✓ Significant time savings during conductor connection
- ✓ Test connection for 2 mm test plug
- ✓



### Key commercial data

Packing unit	1 pc
Weight per Piece (excluding packing)	80.0 GRM
Custom tariff number	85366990
Country of origin	China

### Technical data

#### General

Note	For HEAVYCON ADVANCE and HEAVYCON housing of B16 type. Plug-in connections may only be operated only when there is no load/voltage.
Connection method	Push-in connection
Pollution degree	3
Surge voltage category	III
Number of positions	16+PE
Insertion/withdrawal cycles	≥ 500
Type	B16
Conductor cross section	0.14 mm² ... 2.5 mm²
Connection cross section AWG	26 ... 14

# Contact insert - HC-B 16-I-PT-M - 1407732

## Technical data

### General

Stripping length	8 mm ... 10 mm
Assembly instructions	Coding also using the CP-HC (1686478) coding profiles. HC-B6../ HC-B10..for two coding profiles. HC-B16../ HC-B24..for four coding profiles.
Connection	Connectors may only be operated when there is no load/the power is switched off. Can be used for solid wires and stranded wires with ferrule.

### Ambient conditions

Ambient temperature (operation)	-40 °C ... 125 °C (including heating up of contacts)
---------------------------------	--

### Material data

Inflammability class according to UL 94	V0
Contact material	Copper alloy
Contact surface material	Ag/Sn (tarnish protection)
Contact carrier material	PA

### Electrical characteristics

Rated voltage (III/3)	500 V
Rated surge voltage	6 kV
Rated current	16 A

## Classifications

### eCl@ss

eCl@ss 4.0	272607xx
eCl@ss 4.1	27260701
eCl@ss 5.0	27143424
eCl@ss 5.1	27143424
eCl@ss 6.0	27143424
eCl@ss 7.0	27440205
eCl@ss 8.0	27440205

### ETIM

ETIM 3.0	EC000438
ETIM 4.0	EC000438
ETIM 5.0	EC000438

### UNSPSC

UNSPSC 6.01	30211923
UNSPSC 7.0901	39121522
UNSPSC 11	39121522

## Contact insert - HC-B 16-I-PT-M - 1407732

### Classifications

#### UNSPSC

UNSPSC 12.01	39121522
UNSPSC 13.2	39121522

### Approvals

#### Approvals


#### Approvals


CSA / UL Recognized / EAC / EAC

#### Ex Approvals

#### Approvals submitted

### Approval details

CSA 	
mm²/AWG/kcmil	14
Nominal current I <sub>N</sub>	10 A
Nominal voltage U <sub>N</sub>	600 V

UL Recognized 	
mm²/AWG/kcmil	14
Nominal current I <sub>N</sub>	13 A
Nominal voltage U <sub>N</sub>	600 V


EAC
-----

EAC
-----

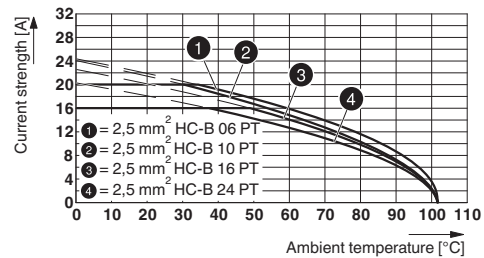
# Contact insert - HC-B 16-I-PT-M - 1407732

## Drawings

Schematic diagram



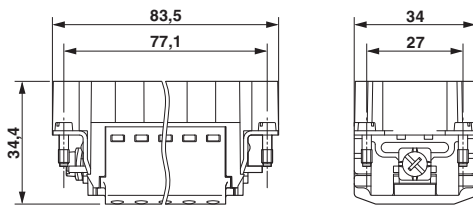
Diagram



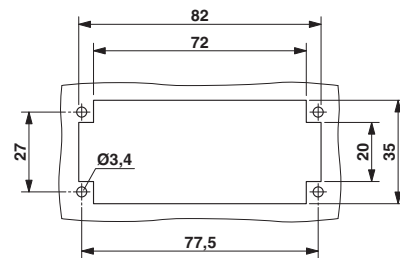
Connector pin assignment, connection side

Derating diagram for 2.5 mm²

Dimensional drawing



Dimensional drawing



Dimensional drawing

Mounting cutout when used without housing