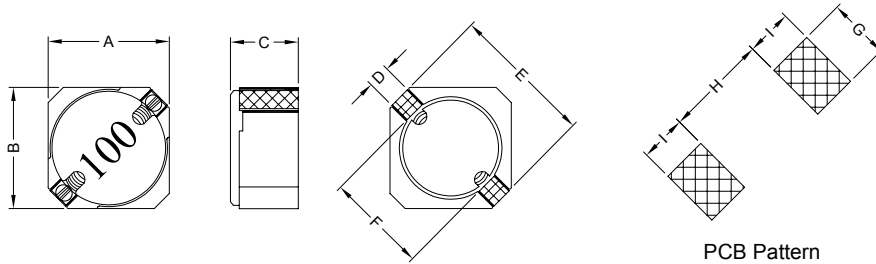


1. PART NO. EXPRESSION :

SSC0804100YZF-□□
 (a) (b) (c) (d)(e)(f) (g)

- (a) Series code
- (b) Dimension code
- (c) Inductance code : 100 = 10.0uH
- (d) Tolerance code : Y = ±30%
- (e) X, Y, Z : Standard part
- (f) F : RoHS Compliant
- (g) 11 ~ 99 : Internal controlled number

2. CONFIGURATION & DIMENSIONS :

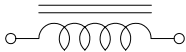


PCB Pattern

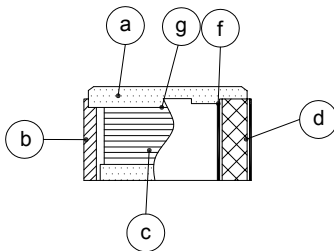
Unit:m/m

A	B	C	D	E	F	G	H	I
8.00±0.30	8.00±0.30	4.50±0.30	1.80 Ref.	10.00 Ref.	6.50 Ref.	2.30 Ref.	6.10 Ref.	1.80 Ref.

3. SCHEMATIC :



4. MATERIALS :



- (a) Core : DR Ferrite Core
- (b) Core : RI Ferrite Core
- (c) Wire : Enamelled Copper Wire
- (d) Terminal : Tinned Copper Plate
- (e) Adhesive : Epoxy Resin
- (f) Adhesive : Epoxy Resin
- (g) Ink : Bon Margue



RoHS Compliant

NOTE : Specifications subject to change without notice. Please check our website for latest information.

30.08.2010



SUPERWORLD ELECTRONICS (S) PTE LTD

5. GENERAL SPECIFICATION :

- a) Temp. rise : 40°C Typ. at I_{rms}
- b) $\Delta L/L0A = 35\%$ Typ. at I_{sat}
- c) Storage temp. : -40°C to +105°C
- d) Operating temp. : -40°C to +85°C
- e) Resistance to solder heat : 260°C.10 secs

6. ELECTRICAL CHARACTERISTICS :

Part No.	Inductance (μ H)	Test Frequency (Hz)	RDC (m Ω) Max.	I _{sat} (A)	I _{rms} (A)	SRF (MHz) Typ.
SSC08041R0YZF-□□	1.0±30%	1V / 100K	9.5	11.0	8.0	100.0
SSC08041R8YZF-□□	1.8±30%	1V / 100K	11.0	8.0	7.5	80.0
SSC08042R2YZF-□□	2.2±30%	1V / 100K	13.0	7.0	6.5	50.0
SSC08043R3YZF-□□	3.3±30%	1V / 100K	15.0	6.5	6.0	40.0
SSC08044R7YZF-□□	4.7±30%	1V / 100K	18.0	5.5	5.5	35.0
SSC08046R8YZF-□□	6.8±30%	1V / 100K	22.0	4.4	5.0	25.0
SSC0804100YZF-□□	10.0±30%	1V / 100K	35.0	3.8	4.0	22.0
SSC0804150YZF-□□	15.0±30%	1V / 100K	45.0	3.0	3.0	18.0
SSC0804220YZF-□□	22.0±30%	1V / 100K	65.0	2.4	2.8	15.0
SSC0804330YZF-□□	33.0±30%	1V / 100K	90.0	2.0	2.2	10.0
SSC0804470YZF-□□	47.0±30%	1V / 100K	120.0	1.8	1.8	9.0
SSC0804680YZF-□□	68.0±30%	1V / 100K	170.0	1.4	1.5	7.0
SSC0804101YZF-□□	100.0±30%	1V / 100K	270.0	1.2	1.2	6.5



RoHS Compliant

NOTE : Specifications subject to change without notice. Please check our website for latest information.

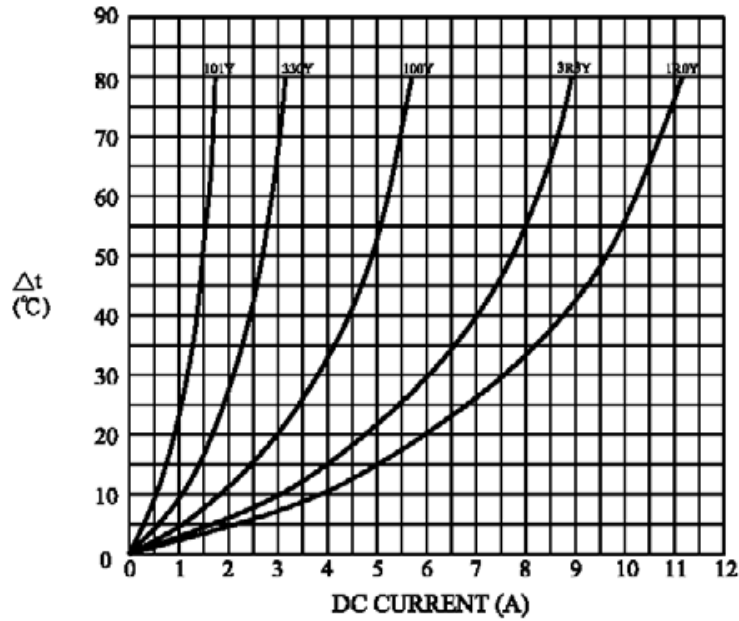
30.08.2010



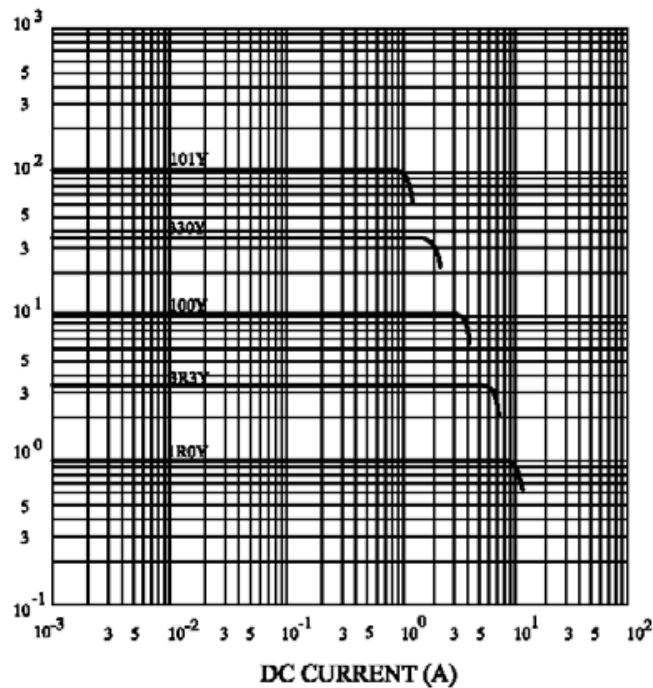
SUPERWORLD ELECTRONICS (S) PTE LTD

7. CHARACTERISTICS CURVES :

@ TEMP. RISE VS. DC SUPERPOSITION RESPONSE CURVE



@ INDUCTANCE VS. DC SUPERPOSITION RESPONSE CURVE



RoHS Compliant

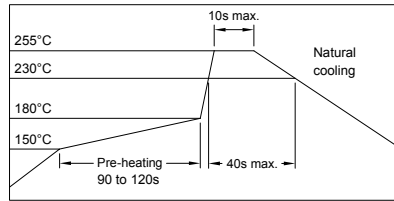
NOTE : Specifications subject to change without notice. Please check our website for latest information.

30.08.2010



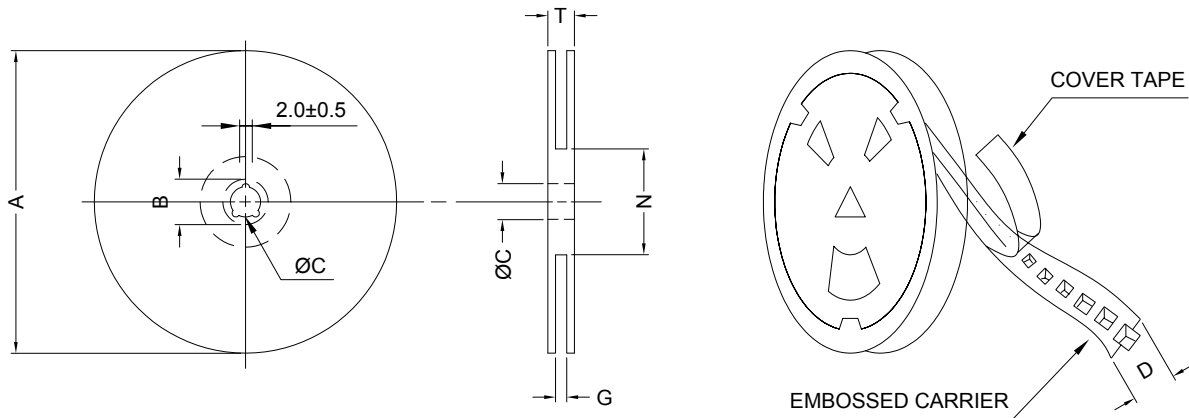
SUPERWORLD ELECTRONICS (S) PTE LTD

RECOMMENDED SOLDERING CONDITIONS REFLOW SOLDERINGS

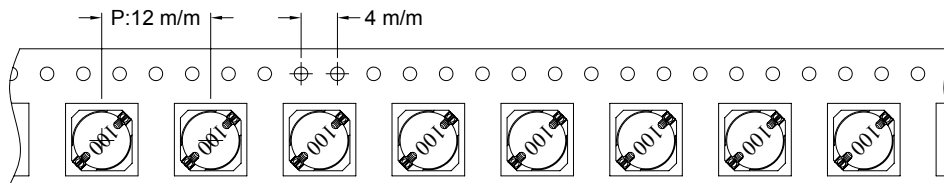


8. PACKAGING INFORMATION :

(1) CONFIGURATION



* CARRIER TAPE WIDTH : D



(2) DIMENSIONS

Unit:m/m

STYLE	A	B	C	D	G	N	T
13-16	330	21±0.8	13	16	18 ⁺⁰	50 ⁻⁰	22.4

(3) Q'TY & G.W. PER PACKAGE

SERIES	INNER : REEL			OUTER : CARTON		
	Q'TY (PCS)	G.W. (gw)	STYLE	Q'TY (PCS)	G.W. (Kg)	SIZE (cm)
SSC0804	1000	1200	13-16	4000	8.3	40 x 40 x 24



RoHS Compliant

NOTE : Specifications subject to change without notice. Please check our website for latest information.

30.08.2010



SUPERWORLD ELECTRONICS (S) PTE LTD

9. RELIABILITY AND TEST CONDITION :

TEST ITEM	SPECIFICATION	TEST CONDITION
SOLDERABILITY	MORE THAN 90% OF THE TERMINAL ELECTRODE SHALL BE COVERED WITH FRESH SOLDER.	PREHEAT : 125±25°C FOR 60 SECONDS SOLDER : 99%Sn/0.3%Ag/0.7%Cu OR EQUIVALENT SOLDER TEMP. : 245±5°C FLUX : ROSIN DIP TIME : 4±1 SECONDS
THERMAL SHOCK TEST (TEMP. CYCLE)	INDUCTANCE SHALL NOT CHANGE MORE THAN ±20%	ROOM TEMP. → -25±2°C 15 MINUTES → 30 MINUTES
		ROOM TEMP. → 85±2°C 15 MINUTES → 30 MINUTES
		TOTAL : 50 CYCLES
HUMIDITY RESISTANCE TEST		TEMPERATURE : 40±2°C HUMIDITY : 90 ~ 95% APPLIED CURRENT : PER SPEC. TIME : 500 HOURS
HIGH TEMP. RESISTANCE TEST		TEMPERATURE : 85±2°C APPLIED CURRENT : PER SPEC. TIME : 500 HOURS

10. UL CARD :

OBMW2		November 30, 2000		
Magnet Wire - Component				
PACIFIC ELECTRIC WIRE & CABLE (SHENZHEN) CO LTD				E201757
607 BAOLONG INDUSTRIAL ESTATE LONGGANG, SHENZHEN GUANGDONG CHINA				
	Coating Type		ANSI Type	TI
Mtl Dsg	BC	TC		
UEW/U	Polyurethane	—	—	130
PEW/U	Polyester	—	MW5-C	155°C
PEWH/U	Modified Polyester	—	MW30-C	180
PEW-NY/U	Polyester	Polyamide	MW24-C	155
HAI/U	Polyester(Amide)(Imide)	Polyamideimide	MW35,73	200
UEW-NY/U	Polyurethane	Polyamide	MW80-C	155
			MW28-C	130
Marking: Company name and material designation or marked designation on package or reel, and Recognized Component Mark.				
See General Information Preceding These Recognitions				
1/3/2001	Underwriters Laboratories Inc.		Card 1 of 2	



RoHS Compliant

NOTE : Specifications subject to change without notice. Please check our website for latest information.

30.08.2010



SUPERWORLD ELECTRONICS (S) PTE LTD

PG. 5