



MSL1

* Pb Free Part

Customer Name	Standard specification	TAIYO YUDEN Mobile Technology Co.,Ltd.	
System	W-CDMA I (2G) Tx	Date	March 31, 2010
Part Number	FAR-F6KA-1G9500-D4CD	Version 3.0c	

Table 1. Electrical specifications

Pass Band (1920 ~1980 MHz)						
Item	Condition	Value			Unit	Remarks
		Min.	Typ.	Max.		
Insertion Loss	1920-1980 MHz	-	2.2	2.9	dB	
Ripple	1920-1980 MHz	-	0.9	1.7	dB	
Absolute attenuation	DC-1577MHz	32	40		dB	
	1805-1880MHz	22	29	-	dB	
	2110-2170 MHz	33	36	-	dB	
	3840-3960 MHz	20	29	-	dB	
	5760-5940 MHz	15	21	-	dB	
VSWR(S11)	1920-1980 MHz	-	2.0	2.4	-	
VSWR(S22)	1920-1980 MHz	-	2.1	2.5	-	
Input Power	-	TBD			dBm	Pass Band
In/Output impedance	-	50/50			ohm	
Operating temperature		-30 to +85			°C	
Device size (L x W x H)		1.4typ.x1.0typ.x0.5max.			mm	SMD



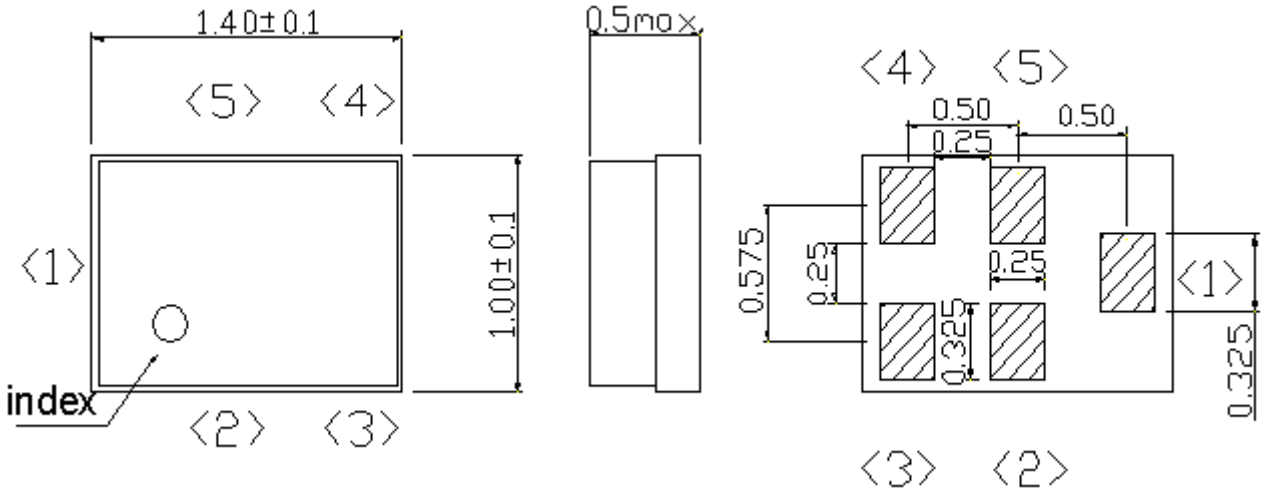
MSL1

* Pb Free Part

Customer Name	Standard specification	TAIYO YUDEN Mobile Technology Co.,Ltd.	
System	W-CDMA I (2G) Tx	Date	March 31, 2010
Part Number	FAR-F6KA-1G9500-D4CD	Version 3.0c	

Dimensions

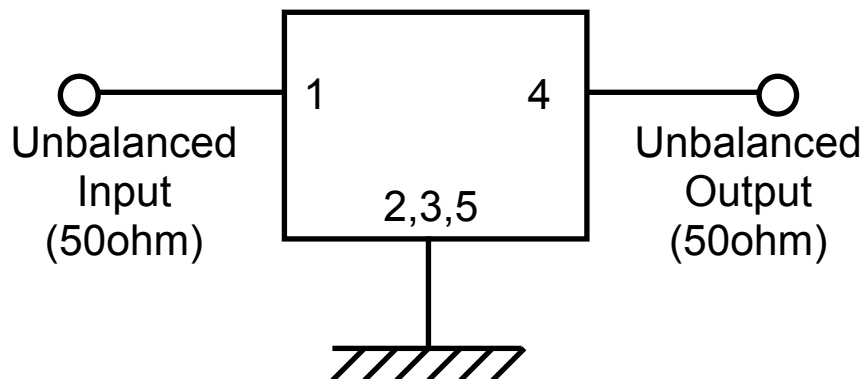
Device size: 1.4typ. x 1.0typ. x 0.5max.



Pin Configuration

Pin No.	Symbol	Function
1	IN	Unbalanced pin
2	GND	Ground
3	GND	Ground
4	OUT	Unbalanced pin
5	GND	Ground

Evaluation Circuit





MSL1

* Pb Free Part

Customer Name	Standard specification	TAIYO YUDEN Mobile Technology Co.,Ltd.	
System	W-CDMA I (2G) Tx	Date	March 31, 2010
Part Number	FAR-F6KA-1G9500-D4CD	Version 3.0c	

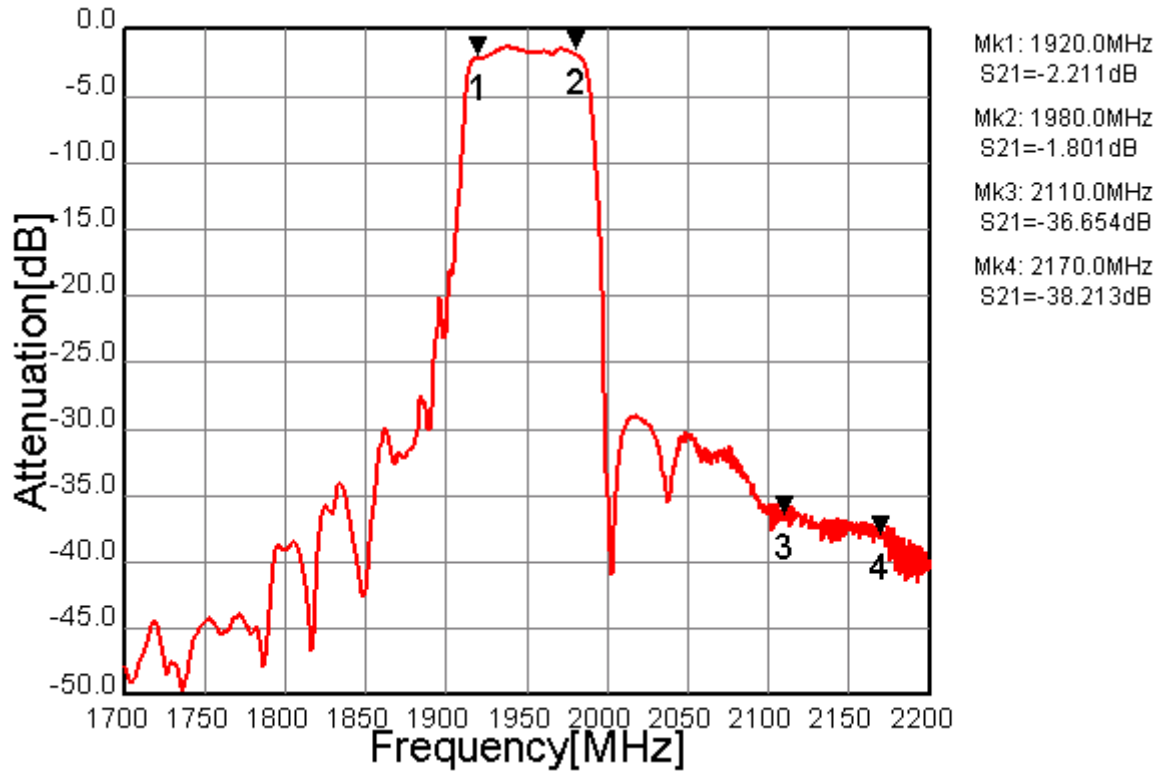


Fig.1 Pass-band Characteristic

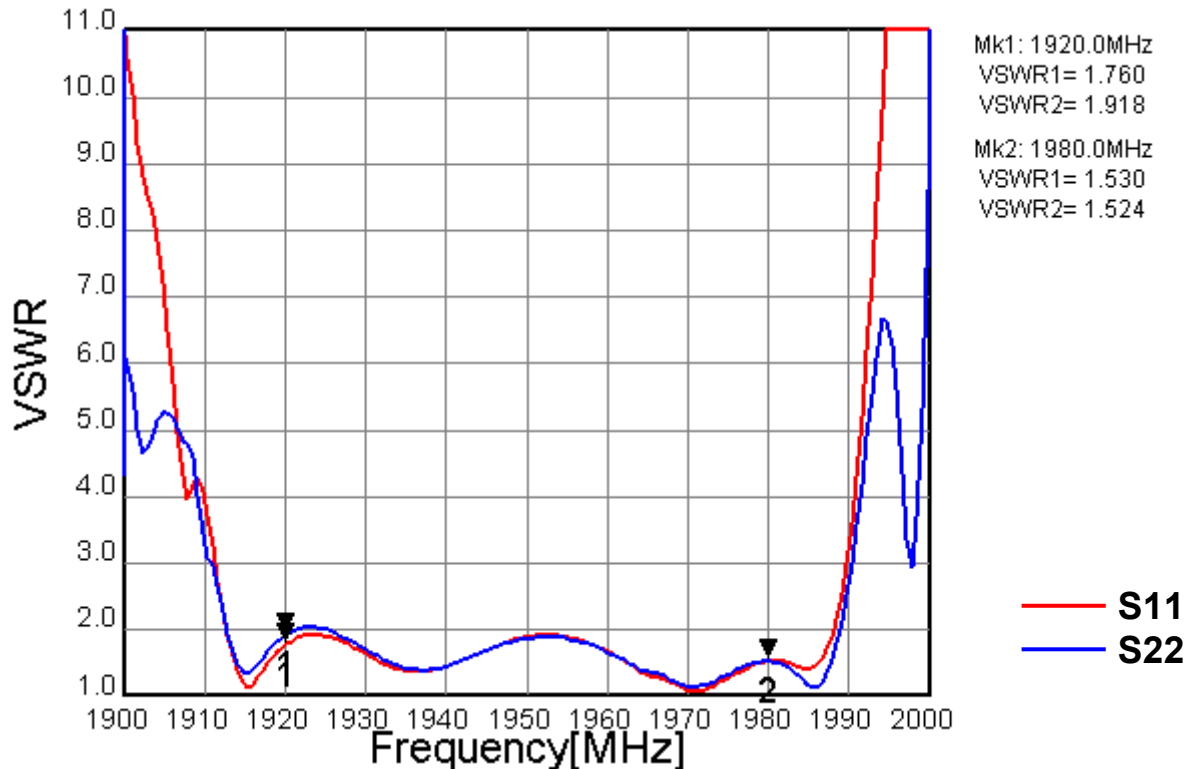


Fig.2 VSWR



MSL1

* Pb Free Part

Customer Name	Standard specification	TAIYO YUDEN Mobile Technology Co.,Ltd.	
System	W-CDMA I (2G) Tx	Date	March 31, 2010
Part Number	FAR-F6KA-1G9500-D4CD	Version 3.0c	

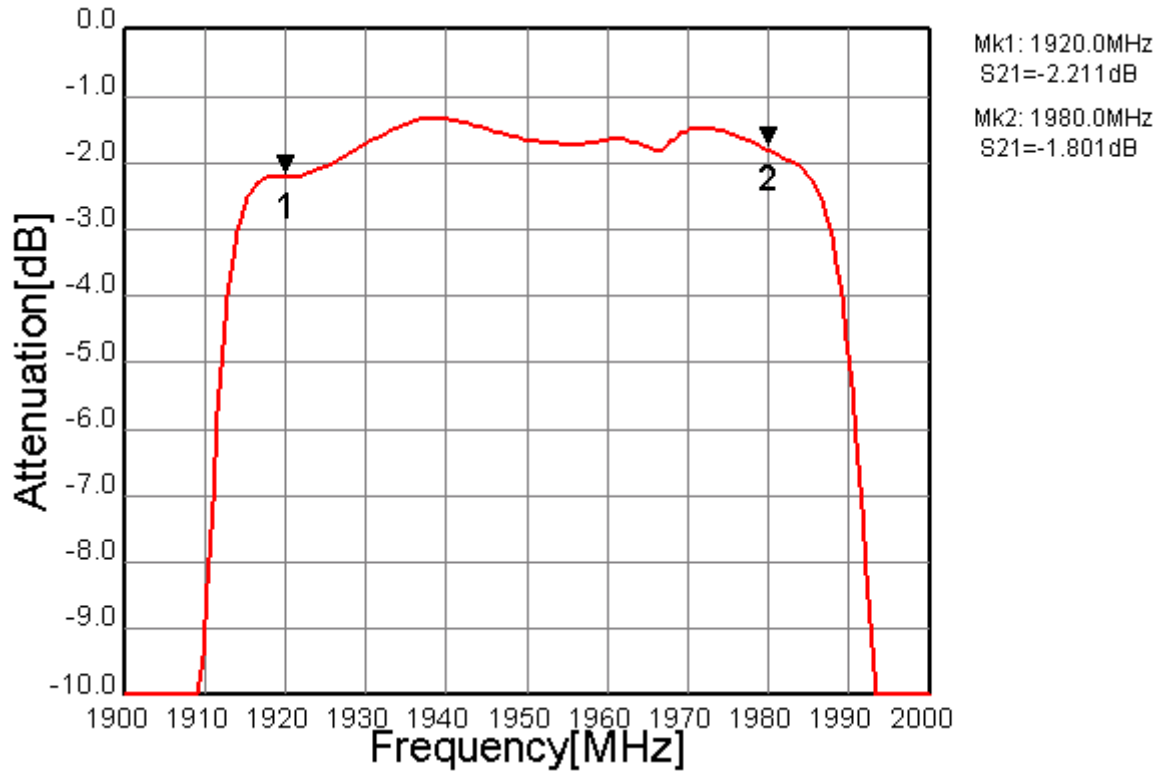


Fig.3 In-band Characteristic

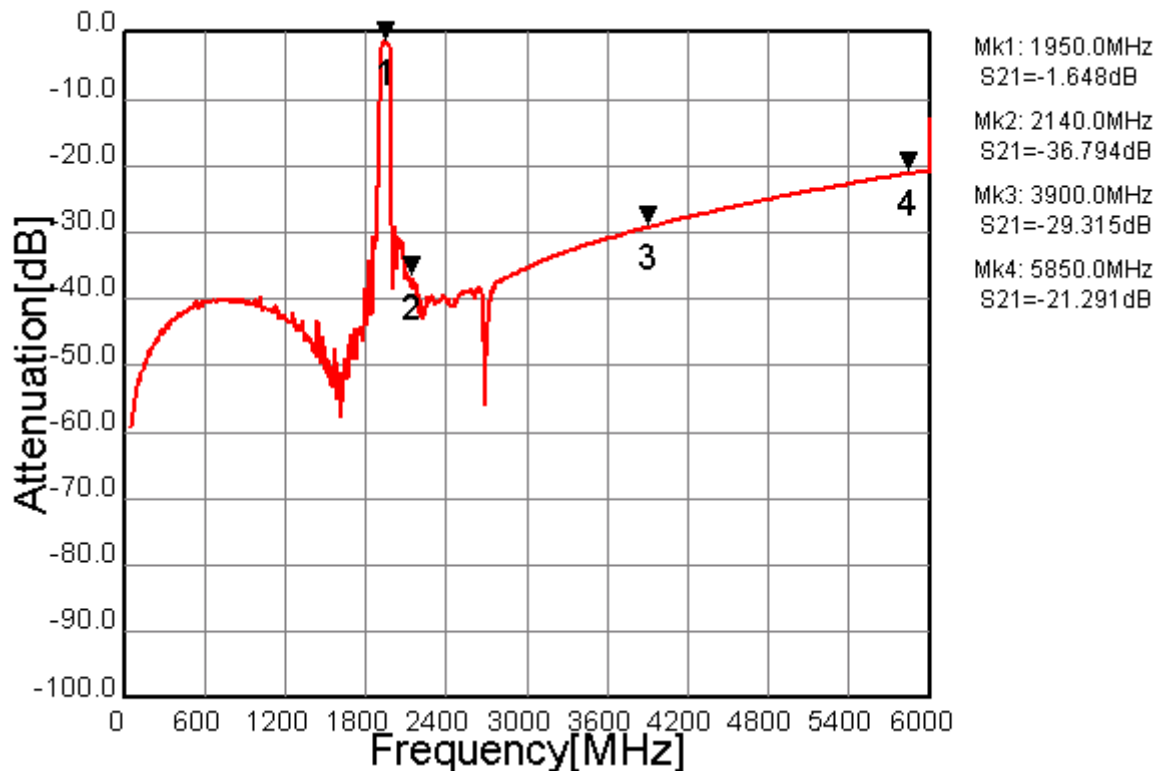


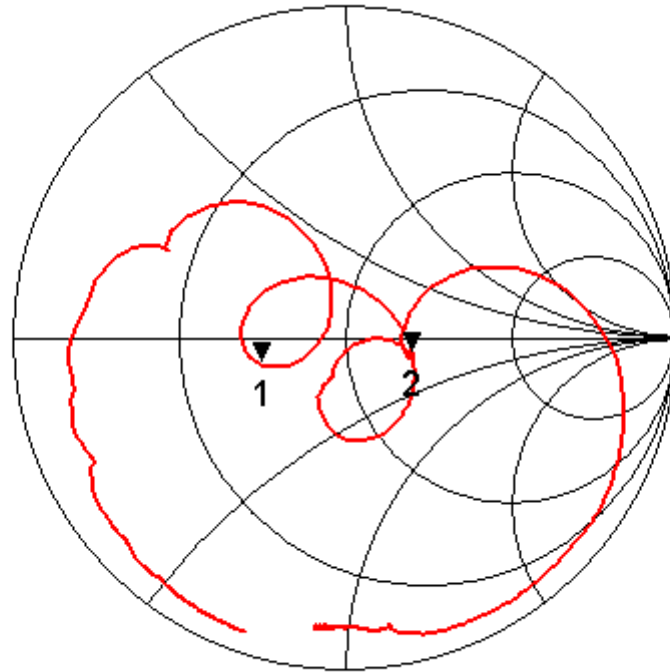
Fig.4 Wide-band Characteristic



MSL1

* Pb Free Part

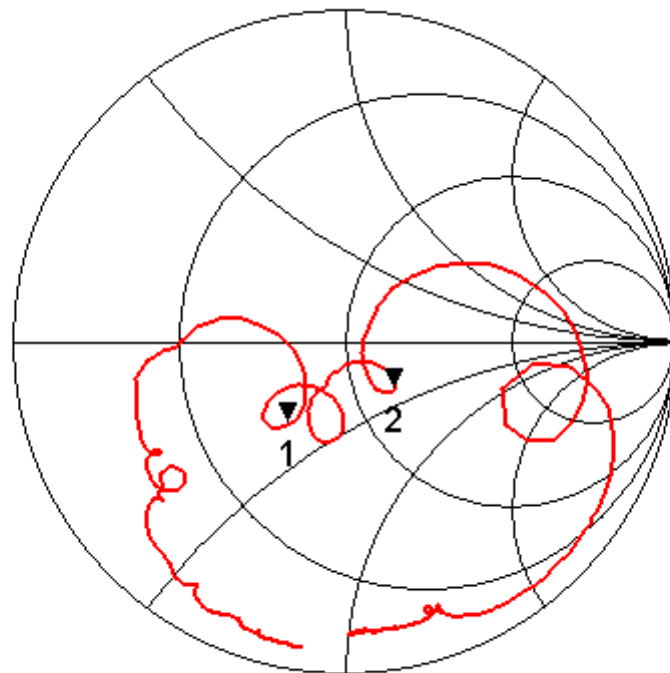
Customer Name	Standard specification	TAIYO YUDEN Mobile Technology Co.,Ltd.	
System	W-CDMA I (2G) Tx	Date	March 31, 2010
Part Number	FAR-F6KA-1G9500-D4CD	Version 3.0c	



Mk1: 1920.0
S11= 0.584 - j 0.100

Mk2: 1980.0
S11= 1.497 - j 0.166

Fig.5 Impedance (S11)



Mk1: 1920.0
S22= 0.621 - j 0.347

Mk2: 1980.0
S22= 1.283 - j 0.389

Fig.6 Impedance (S22)