THIS DRAWING IS UNPUBLISHED. RELEASED FOR PUBLICATION - ,- .
© COPYRIGHT - By - ALL RIGHTS RESERVED.

LOC	DIST
AD	00

REVISIONS

P	LTR	DESCRIPTION	DATE	DWN	APVD
	M4	REVISED PER ECO-14-000544	19MAY2014	NK	MM

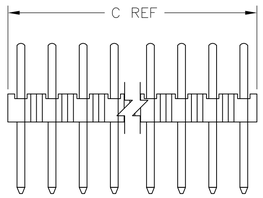

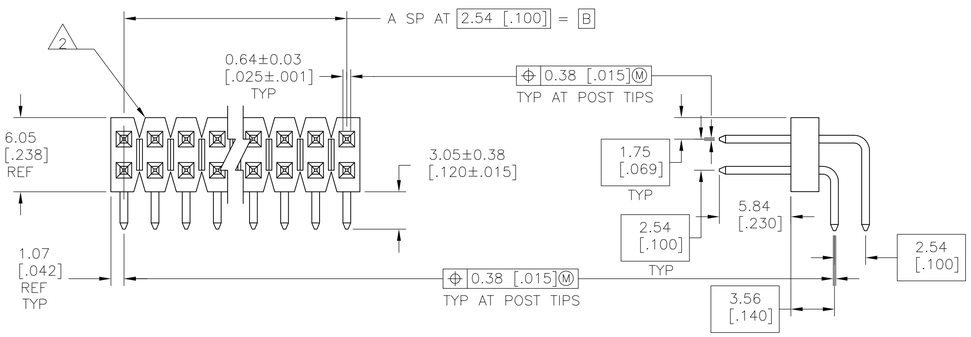

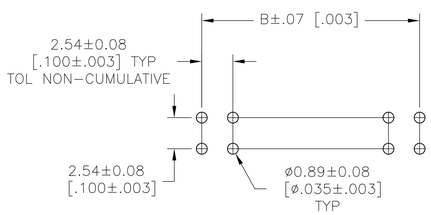

RECOMMENDED HOLE LAYOUT

1 ASSEMBLY MAY BE BROKEN TO THE DESIRED NUMBER OF POSITIONS.

2 BREAKAWAY NOTCH ANGLE CAN BE ORIENTED TO THE RIGHT (AS SHOWN) OR TO THE LEFT

3 0.00254 [.000100] -0.00508 [.000200] MATTE TIN-LEAD OVER 0.00127 [.000050] NICKEL.

4 0.00254 [.000100] -0.00508 [.000200] BRIGHT TIN OVER 0.00127 [.000050] NICKEL.

5 PRELIMINARY PART - NOT RELEASED FOR PRODUCTION.

6 HOUSING MATERIAL: FLAME RETARDANT THERMOPLASTIC; COLOR-BLACK.
POSTS: COPPER ALLOY

7 0.00254 [.000100] -0.00508 [.000200] MATTE TIN OVER 0.00127 [.000050] NICKEL.

8 HIGH TEMPERATURE CONFIGURATION

9 OBSOLETE PARTS: OBSOLETE CIS STREAMLINING PER D.RENAUD/D.SINISI

REMARKS	PLATING	C	B	A	NO OF POSN	PART NUMBER
	8 7	101.19 [3.984]	99.06 [3.900]	39	80	9-103330-0
OBSOLETE	8 7	98.65 [3.884]	96.52 [3.800]	38	78	8-103330-9
OBSOLETE	8 7	96.11 [3.784]	93.98 [3.700]	37	76	8-103330-8
OBSOLETE	8 7	93.57 [3.684]	91.44 [3.600]	36	74	8-103330-7
OBSOLETE	8 7	91.03 [3.584]	88.9 [3.500]	35	72	8-103330-6
OBSOLETE	8 7	88.49 [3.484]	86.36 [3.400]	34	70	8-103330-5
OBSOLETE	8 7	85.95 [3.384]	83.82 [3.300]	33	68	8-103330-4
OBSOLETE	8 7	83.41 [3.284]	81.28 [3.200]	32	66	8-103330-3
OBSOLETE	8 7	80.87 [3.184]	78.74 [3.100]	31	64	8-103330-2
OBSOLETE	8 7	78.33 [3.084]	76.2 [3.000]	30	62	8-103330-1
OBSOLETE	8 7	75.79 [2.984]	73.66 [2.900]	29	60	8-103330-0
OBSOLETE	8 7	73.25 [2.884]	71.12 [2.800]	28	58	7-103330-9
OBSOLETE	8 7	70.71 [2.784]	68.58 [2.700]	27	56	7-103330-8
OBSOLETE	8 7	68.17 [2.684]	66.04 [2.600]	26	54	7-103330-7
OBSOLETE	8 7	65.63 [2.584]	63.5 [2.500]	25	52	7-103330-6
	8 7	63.09 [2.484]	60.96 [2.400]	24	50	7-103330-5
OBSOLETE	8 7	60.55 [2.384]	58.42 [2.300]	23	48	7-103330-4
OBSOLETE	8 7	58.01 [2.284]	55.94 [2.200]	22	46	7-103330-3
	8 7	55.47 [2.184]	53.34 [2.100]	21	44	7-103330-2
OBSOLETE	8 7	52.93 [2.084]	50.8 [2.000]	20	42	7-103330-1
OBSOLETE	8 7	50.39 [1.984]	48.26 [1.900]	19	40	7-103330-0
OBSOLETE	8 7	47.85 [1.884]	45.72 [1.800]	18	38	6-103330-9
OBSOLETE	8 7	45.31 [1.784]	43.18 [1.700]	17	36	6-103330-8
	8 7	42.77 [1.684]	40.64 [1.600]	16	34	6-103330-7
OBSOLETE	8 7	40.23 [1.584]	38.1 [1.500]	15	32	6-103330-6
OBSOLETE	8 7	37.69 [1.484]	35.56 [1.400]	14	30	6-103330-5
OBSOLETE	8 7	35.15 [1.384]	33.02 [1.300]	13	28	6-103330-4
	8 7	32.61 [1.284]	30.48 [1.200]	12	26	6-103330-3
OBSOLETE	8 7	30.07 [1.184]	27.94 [1.100]	11	24	6-103330-2
OBSOLETE	8 7	27.53 [1.084]	25.4 [1.000]	10	22	6-103330-1
OBSOLETE	8 7	24.99 [.984]	22.86 [.900]	9	20	6-103330-0
OBSOLETE	8 7	22.45 [.884]	20.32 [.800]	8	18	5-103330-9
OBSOLETE	8 7	19.91 [.784]	17.78 [.700]	7	16	5-103330-8
OBSOLETE	8 7	17.37 [.684]	15.24 [.600]	6	14	5-103330-7
OBSOLETE	8 7	14.83 [.584]	12.7 [.500]	5	12	5-103330-6
	8 7	12.29 [.484]	10.16 [.400]	4	10	5-103330-5
	8 7	9.75 [.384]	7.62 [.300]	3	8	5-103330-4
	8 7	7.21 [.284]	5.08 [.200]	2	6	5-103330-3
	8 7	4.67 [.184]	2.54 [.100]	1	4	5-103330-2
OBSOLETE	8 7	2.13 [.084]	—	—	2	5-103330-1

REMARKS	PLATING	C	B	A	NO OF POSN	PART NUMBER
5	4	101.19 [3.984]	99.06 [3.900]	39	80	4-103330-1
	3	101.19 [3.984]	99.06 [3.900]	39	80	4-103330-0
9 OBSOLETE	3	98.65 [3.884]	96.52 [3.800]	38	78	3-103330-9
9 OBSOLETE	3	96.11 [3.784]	93.98 [3.700]	37	76	3-103330-8
9 OBSOLETE	3	93.57 [3.684]	91.44 [3.600]	36	74	3-103330-7
9 OBSOLETE	3	91.03 [3.584]	88.9 [3.500]	35	72	3-103330-6
9 OBSOLETE	3	88.49 [3.484]	86.36 [3.400]	34	70	3-103330-5
9 OBSOLETE	3	85.95 [3.384]	83.82 [3.300]	33	68	3-103330-4
9 OBSOLETE	3	83.41 [3.284]	81.28 [3.200]	32	66	3-103330-3
9 OBSOLETE	3	80.87 [3.184]	78.74 [3.100]	31	64	3-103330-2
9 OBSOLETE	3	78.33 [3.084]	76.2 [3.000]	30	62	3-103330-1
9 OBSOLETE	3	75.79 [2.984]	73.66 [2.900]	29	60	3-103330-0
9 OBSOLETE	3	73.25 [2.884]	71.12 [2.800]	28	58	2-103330-9
9 OBSOLETE	3	70.71 [2.784]	68.58 [2.700]	27	56	2-103330-8
9 OBSOLETE	3	68.17 [2.684]	66.04 [2.600]	26	54	2-103330-7
9 OBSOLETE	3	65.63 [2.584]	63.5 [2.500]	25	52	2-103330-6
9 SUPERSEDED	3	63.09 [2.484]	60.96 [2.400]	24	50	2-103330-5
9 OBSOLETE	3	60.55 [2.384]	58.42 [2.300]	23	48	2-103330-4
9 OBSOLETE	3	58.01 [2.284]	55.94 [2.200]	22	46	2-103330-3
9 SUPERSEDED	3	55.47 [2.184]	53.34 [2.100]	21	44	2-103330-2
9 OBSOLETE	3	52.93 [2.084]	50.8 [2.000]	20	42	2-103330-1
9 OBSOLETE	3	50.39 [1.984]	48.26 [1.900]	19	40	2-103330-0
9 OBSOLETE	3	47.85 [1.884]	45.72 [1.800]	18	38	1-103330-9
9 OBSOLETE	3	45.31 [1.784]	43.18 [1.700]	17	36	1-103330-8
9 OBSOLETE	3	42.77 [1.684]	40.64 [1.600]	16	34	1-103330-7
	3	40.23 [1.584]	38.1 [1.500]	15	32	1-103330-6
9 OBSOLETE	3	37.69 [1.484]	35.56 [1.400]	14	30	1-103330-5
	3	35.15 [1.384]	33.02 [1.300]	13	28	1-103330-4
9 SUPERSEDED	3	32.61 [1.284]	30.48 [1.200]	12	26	1-103330-3
9 OBSOLETE	3	30.07 [1.184]	27.94 [1.100]	11	24	1-103330-2
9 OBSOLETE	3	27.53 [1.084]	25.4 [1.000]	10	22	1-103330-1
9 OBSOLETE	3	24.99 [.984]	22.86 [.900]	9	20	1-103330-0
	3	22.45 [.884]	20.32 [.800]	8	18	103330-9
	3	19.91 [.784]	17.78 [.700]	7	16	103330-8
9 OBSOLETE	3	17.37 [.684]	15.24 [.600]	6	14	103330-7
9 OBSOLETE	3	14.83 [.584]	12.7 [.500]	5	12	103330-6
	3	12.29 [.484]	10.16 [.400]	4	10	103330-5
9 SUPERSEDED	3	9.75 [.384]	7.62 [.300]	3	8	103330-4
	3	7.21 [.284]	5.08 [.200]	2	6	103330-3
	3	4.67 [.184]	2.54 [.100]	1	4	103330-2
	3	2.13 [.084]	—	—	2	103330-1

THIS DRAWING IS A CONTROLLED DOCUMENT.

DIMENSIONS: mm [INCHES]

TOLERANCES UNLESS OTHERWISE SPECIFIED:
0 PLC ± -
1 PLC ± -
2 PLC ± -
3 PLC ± 0.13 [.005]
4 PLC ± -
ANGLES ± -

MATERIAL 6

FINISH SEE TABLE

DWN J.MARTINELLI 19OCT92
CHK JOHN KNITTLE 23NOV92
APVD B. FLINCHBAUGH 23NOV92

PRODUCT SPEC —
APPLICATION SPEC —
WEIGHT —

TE Connectivity

NAME ASSEMBLY, HEADER, BREAKAWAY, MOD II, DOUBLE ROW, .100 X .100 C/L, RIGHT ANGLE, WITH .025 SQUARE POSTS

SIZE	CAGE CODE	DRAWING NO	RESTRICTED TO
A1	00779	C-103330	—

CUSTOMER DRAWING | SCALE 4:1 | SHEET 1 OF 1 | REV M4

4805 (3/11)