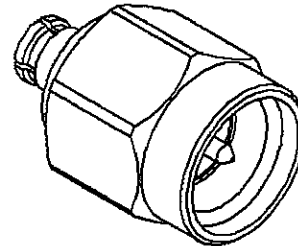
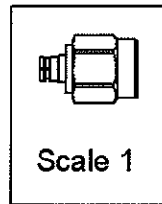
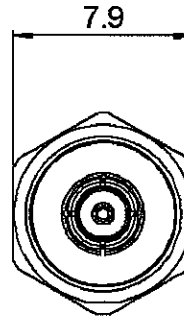
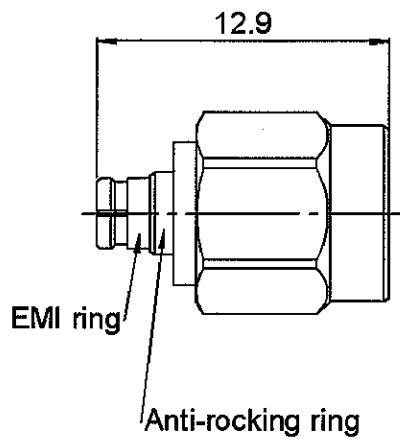


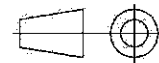
SMA MALE - SMP FEMALE ADAPTOR

R191.842.002

Série : ADAPT



All dimensions are in mm.



COMPONENTS	MATERIALS	PLATINGS (µm)
BODY	BERYLLIUM COPPER	GOLD 1.3 OVER NICKEL 2
CENTER CONTACT	BERYLLIUM COPPER	GOLD 1.27 OVER NICKEL 1.27
OUTER CONTACT		
INSULATOR	PTFE	
GASKET	SILICONE	
OTHERS PARTS	STAINLESS STEEL	GOLD 0.5 OVER NICKEL 2
-	-	-
-	-	-

Issue : 0529 B

In the effort to improve our products, we reserve the rights to make changes judged to be necessary.



SMA MALE - SMP FEMALE ADAPTOR

R191.842.002

Série : ADAPT

PACKAGING

SPECIFICATION

Standard	Unit	Other
100	'W' option	Contact us

ELECTRICAL CHARACTERISTICS

ENVIRONMENTAL

Impedance		50 Ω
Frequency		0-18 GHz
VSWR	1.15 +	0.000 x F(GHz) Maxi
Insertion loss		0.12 √F(GHz) dB Maxi
RF leakage	-(NA - F(GHz)) dB Maxi
Voltage rating		335 Veff Maxi
Dielectric withstanding voltage		500 Veff mini
Insulation resistance		5000 MΩ mini

Operating	-65/165 ° C
Hermetic seal	NA Atm.cm3/s
Panel leakage	NA

MECHANICAL CHARACTERISTICS

OTHERS CHARACTERISTICS

Center contact retention		
Axial force – Mating end		27* N mini
Axial force – Opposite end		6.8** N mini
Torque		N.cm mini
Recommended torque		
Mating	SMA	0 N.cm
	SMP	0 N.cm
		0 N.cm
Panel nut		NA N.cm
Mating life		100 Cycles mini
Weight		2.570 g

*SMA mating end
** SMP mating end

Issue : 0529 B

In the effort to improve our products, we reserve the rights to make changes judged to be necessary.



RADIALL®