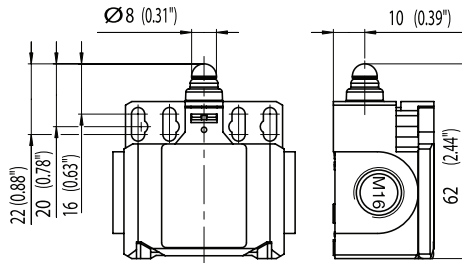
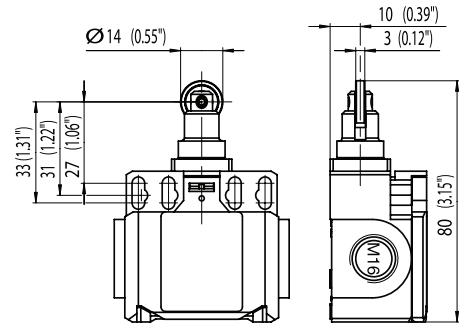


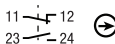
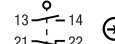
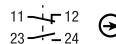
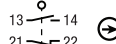

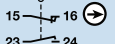
Bi2 Series

W



RIW



Switching Operation	Slow Action	Snap Action	Slow Action	Snap Action
1 NC / 1 NO Contacts	608.5103.100 BI2-U1Z W 	608.5153.107 BI2-SU1Z W 	608.5117.101 BI2-U1Z RIW 	608.5167.108 BI2-SU1Z RIW 
2 NC Contacts	608.5803.116 BI2-A2Z W 	-	-	-
2 NO Contacts	-	-	-	-
1 NC / 1 NO Contacts Overlapping	608.5303.115 BI2-UV1Z W 	-	-	-

Technical Information

	Slow Action	Snap Action	Slow Action	Snap Action
Maximum Switching Voltage	240V	240V	240V	240V
Max. Switching Amps (up to)*	10A	10A	10A	10A
B10d (up to)*	20 Million	20 Million	20 Million	20 Million
Mechanical Service Life (up to)*	10 x 10 ⁶	10 x 10 ⁶	10 x 10 ⁶	10 x 10 ⁶
Switching Frequency	≤ 100/min	≤ 100/min	≤ 100/min	≤ 100/min
Operating Temperature	-30 °C to +80 °C	-30 °C to +80 °C	-30 °C to +80 °C	-30 °C to +80 °C
Protection Rating	IP65	IP65	IP65	IP65
Utilization Category (up to)*	AC-15, Ue/Ue 240V 3A	AC-15, Ue/Ue 240V 3A	AC-15, Ue/Ue 240V 3A	AC-15, Ue/Ue 240V 3A
Rate Insulation Voltage	400VAC	400VAC	400VAC	400VAC

Approvals

* Depending on switching system - see technical information for details



Special features/variants (on request)

- Steel Roller Available