


BP0805 Thin Film Band Pass Filter



BP0805A1308ASTR



ITF TECHNOLOGY

The BP0805 Band Pass Filter is based on thin-film multilayer technology. The technology provides a miniature part with excellent high frequency performance and rugged construction for reliable automatic assembly.

The ITF Filter is offered in a variety of frequency bands compatible with various types of high frequency wireless systems.

FEATURES

- Small size: 0805
- Frequency: 1308MHz
- Band: 1220-1420MHz
- Characteristic impedance: 50Ω
- Operating / Storage temp: -40°C – +85°C
- Low profile
- Rugged construction
- Taped and reeled
- RoHS compliant

APPLICATIONS

- Mobile communications
- Satellite TV receivers
- GPS
- Vehicle location systems
- Wireless LAN's

HOW TO ORDER

BP	0805	A	1308	A	S	TR
Series	Size	Type	Frequency (MHz)	Sub-Type	Termination	Taped & Reeled

FINAL QUALITY INSPECTION

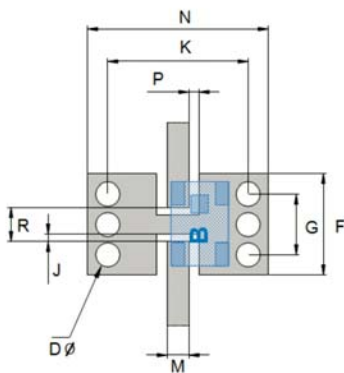
Finished parts are 100% tested for electrical parameters and visual/mechanical characteristics. Each production lot is evaluated on a sample basis for:

- Static Humidity: 85°C, 85% RH, 160 hours
- Endurance : 125°C, IR, 4 hours

TERMINATION

Nickel/ Lead free Solder coating (Sn100) compatible with automatic soldering technologies: reflow, wave soldering, vapor phase and manual.

RECOMMENDED PAD LAYOUT mm



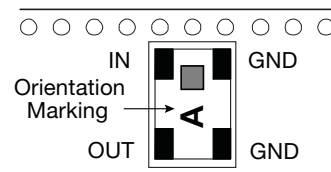
F	2.5±0.05
G	1.5±0.05
J	0.19±0.05
K	3.48±0.05
M	0.54±0.25
N	4.48±0.05
P	0.25±0.05
R	0.85±0.05
D	0.6±0.05

DIMENSIONS (Top View) mm (inches)



L	2.03±0.1 (0.080±0.004)
W	1.55±0.1 (0.061±0.004)
T	0.80±0.1 (0.032±0.004)
A	0.56±0.25 (0.022±0.010)
B	0.35±0.15 (0.014±0.006)

TERMINALS AND LAYOUT (Top View)



BP0805 Thin Film Band Pass Filter

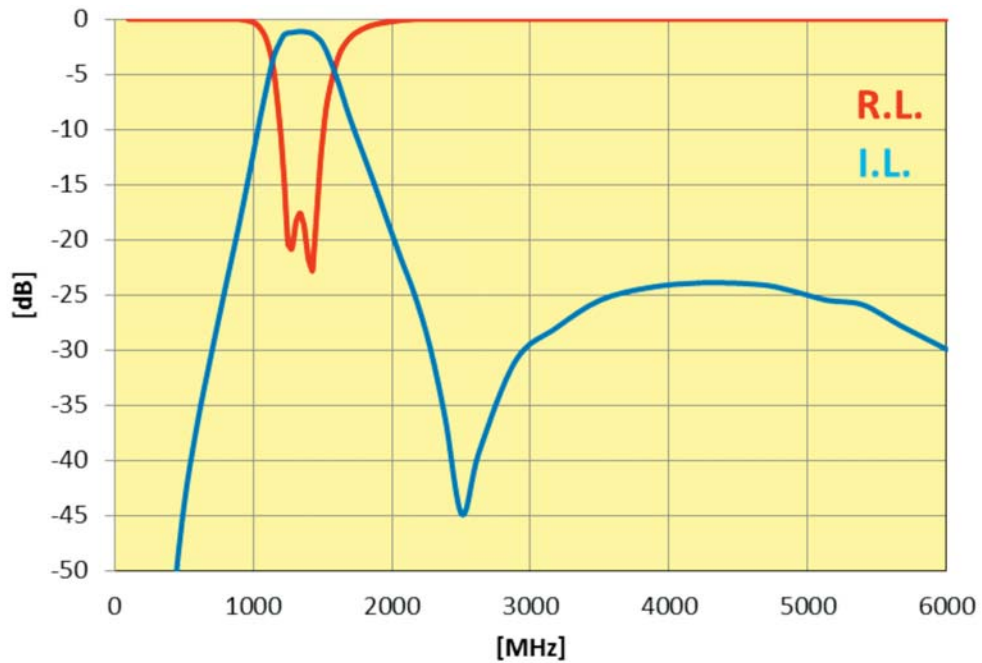


BP0805A1308ASTR

ELECTRICAL CHARACTERISTICS

Description	Value
Center frequency	1308 MHz
Impedance	50 Ohm
Band	1220-1420MHz
I. loss at center frequency	1.2dB max.
In-band insertion loss flatness	0.8dB
In-band return loss	12dB
Rejection in [760-945 MHz]	16dBc min.
Rejection in [2920-3105 MHz]	30dBc min
Power handling (CW)	5W
Operating temperature range	-40/+85°C
Package	SMD, standard 0805 size

TYPICAL ELECTRICAL PERFORMANCE



BP0805 Thin Film Band Pass Filter



BP0805A1457ASTR



ITF TECHNOLOGY

The BP0805 Band Pass Filter is based on thin-film multilayer technology. The technology provides a miniature part with excellent high frequency performance and rugged construction for reliable automatic assembly.

The ITF Filter is offered in a variety of frequency bands compatible with various types of high frequency wireless systems.

FEATURES

- Small size: 0805
- Frequency: 1457MHz
- Band: 1447-1467MHz
- Characteristic impedance: 50Ω
- Operating / Storage temp: -40°C – +85°C
- Low profile
- Rugged construction
- Taped and reeled
- RoHS compliant

APPLICATIONS

- Mobile communications
- Satellite TV receivers
- GPS
- Vehicle location systems
- Wireless LAN's

HOW TO ORDER

BP **0805** **A** **1457** **A** **S** **TR**
 Series Size Type Frequency (MHz) Sub-Type Termination Taped & Reeled

FINAL QUALITY INSPECTION

Finished parts are 100% tested for electrical parameters and visual/mechanical characteristics. Each production lot is evaluated on a sample basis for:

- Static Humidity: 85°C, 85% RH, 160 hours
- Endurance: 125°C, IR, 4 hours

TERMINATION

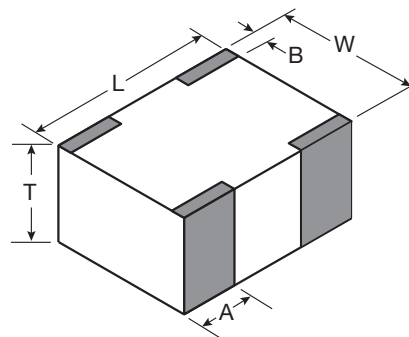
Nickel/ Lead free Solder coating (Sn100) compatible with automatic soldering technologies: reflow, wave soldering, vapor phase and manual.

RECOMMENDED PAD LAYOUT mm



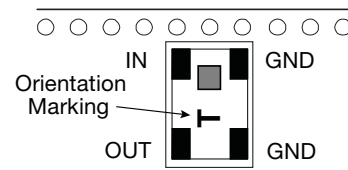
F	2.5±0.05
G	1.5±0.05
J	0.19±0.05
K	3.48±0.05
M	0.54±0.25
N	4.48±0.05
P	0.25±0.05
R	0.85±0.05
D	0.6±0.05

DIMENSIONS (Top View) mm (inches)



L	2.03±0.1 (0.080±0.004)
W	1.55±0.1 (0.061±0.004)
T	0.80±0.1 (0.032±0.004)
A	0.56±0.25 (0.022±0.010)
B	0.35±0.15 (0.014±0.006)

TERMINALS AND LAYOUT (Top View)



BP0805 Thin Film Band Pass Filter



BP0805A1457ASTR

ELECTRICAL CHARACTERISTICS

Description	Value
Center frequency	1457 MHz
Impedance	50 Ohm
Band	1447-1467MHz
I. loss 1447-1467MHz	-1.5dB max.
In-band VSWR (return loss)	<1.8 (-11dB)
Rejection 925-960MHz	>=20dB
Rejection in 2110-2170MHz	>=25dB
Rejection in 2300-2400MHz	>=25dB
Rejection in 2500-2690MHz	>=30dB
Rejection 3400-3600MHz	>=30dB
Rejection 5150-5925MHz	>=19dB
Power handling (CW)	5 Watt
Operating temperature range	-40/+85°C
Package	SMD, standard 0805 size


TYPICAL ELECTRICAL PERFORMANCE



BP0805 Thin Film Band Pass Filter



BP0805A1795ASTR



ITF TECHNOLOGY

The BP0805 Band Pass Filter is based on thin-film multilayer technology. The technology provides a miniature part with excellent high frequency performance and rugged construction for reliable automatic assembly.

The ITF Filter is offered in a variety of frequency bands compatible with various types of high frequency wireless systems.

FEATURES

- Small size: 0805
- Frequency 1795MHz
- Band: 1785-1805MHz
- Characteristic impedance: 50Ω
- Operating / Storage temp: -40°C – +85°C
- Low profile
- Rugged construction
- Taped and reeled
- RoHS compliant

APPLICATIONS

- Mobile communications
- Satellite TV receivers
- GPS
- Vehicle location systems
- Wireless LAN's

HOW TO ORDER

BP 0805 A 1795 A S TR
 Series Size Type Frequency (MHz) Sub-Type Termination Taped & Reeled

FINAL QUALITY INSPECTION

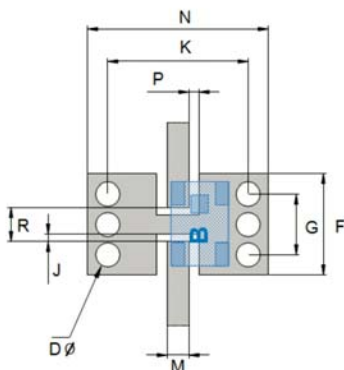
Finished parts are 100% tested for electrical parameters and visual/mechanical characteristics. Each production lot is evaluated on a sample basis for:

- Static Humidity: 85°C, 85% RH, 160 hours
- Endurance: 125°C, IR, 4 hours

TERMINATION

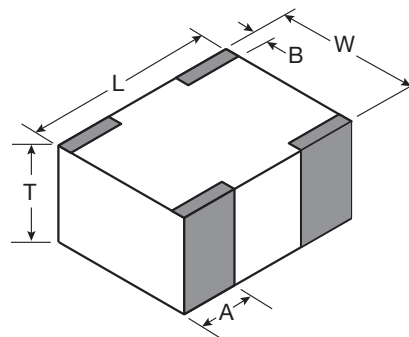
Nickel/ Lead free Solder coating (Sn100) compatible with automatic soldering technologies: reflow, wave soldering, vapor phase and manual.

RECOMMENDED PAD LAYOUT mm



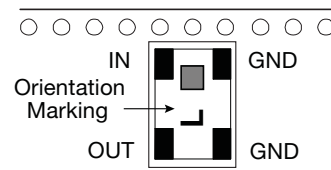
F	2.5±0.05
G	1.5±0.05
J	0.19±0.05
K	3.48±0.05
M	0.54±0.25
N	4.48±0.05
P	0.25±0.05
R	0.85±0.05
D	0.6±0.05

DIMENSIONS (Top View) mm (inches)



L	2.03±0.1 (0.080±0.004)
W	1.55±0.1 (0.061±0.004)
T	0.80±0.1 (0.032±0.004)
A	0.56±0.25 (0.022±0.010)
B	0.35±0.15 (0.014±0.006)

TERMINALS AND LAYOUT (Top View)



BP0805 Thin Film Band Pass Filter

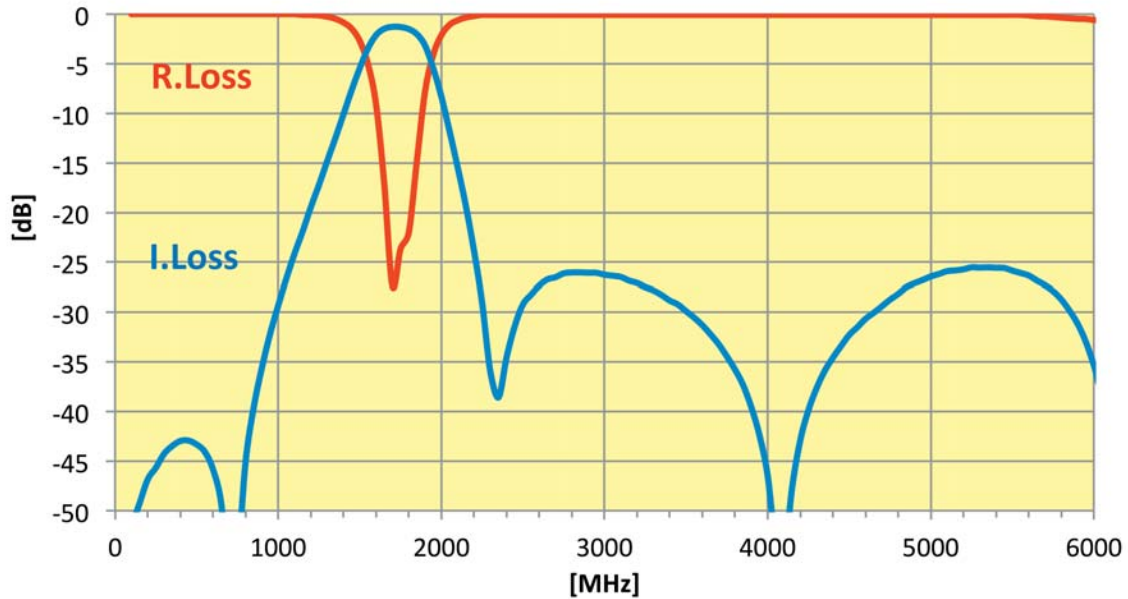


BP0805A1795ASTR

ELECTRICAL CHARACTERISTICS

Description	Value
Center frequency	1795 MHz
Impedance	50 Ohm
Band	1785-1805MHz
I. loss in band	-1.8dB max.
Return loss in band	-15dB
Rejection in [869~894MHz]	-30dBc min.
Rejection in [925~960 MHz]	-30dBc min
Rejection in [2300~2400MHz]	-30dBc min
rejection in [2496~2690MHz]	-25dBc min , -30dBc typ
Rejection in [3400~3600MHz]	-25dBc min , -30dBc typ
Rejection in [5150~5925MHz]	-25dBc min , -30dBc typ
Power handling (CW)	5 Watt
Operating temperature range	-40/+85°C
Package	SMD, standard 0805 size


TYPICAL ELECTRICAL PERFORMANCE



BP0805 Thin Film Band Pass Filter



BP0805A2160ASTR



ITF TECHNOLOGY

The BP0805 Band Pass Filter is based on thin-film multilayer technology. The technology provides a miniature part with excellent high frequency performance and rugged construction for reliable automatic assembly.

The ITF Filter is offered in a variety of frequency bands compatible with various types of high frequency wireless systems.

FEATURES

- Small size: 0805
- Frequency: 2160MHz
- Band: 1960-2360MHz
- Characteristic impedance: 50Ω
- Operating / Storage temp: -40°C – +85°C
- Low profile
- Rugged construction
- Taped and reeled
- RoHS compliant

APPLICATIONS

- Mobile communications
- Satellite TV receivers
- GPS
- Vehicle location systems
- Wireless LAN's

HOW TO ORDER

BP	0805	A	2160	A	S	TR
Series	Size	Type	Frequency (MHz)	Sub-Type	Termination	Taped & Reeled

FINAL QUALITY INSPECTION

Finished parts are 100% tested for electrical parameters and visual/mechanical characteristics. Each production lot is evaluated on a sample basis for:

- Static Humidity: 85°C, 85% RH, 160 hours
- Endurance: 125°C, IR, 4 hours

TERMINATION

Nickel/ Lead free Solder coating (Sn100) compatible with automatic soldering technologies: reflow, wave soldering, vapor phase and manual.

RECOMMENDED PAD LAYOUT mm



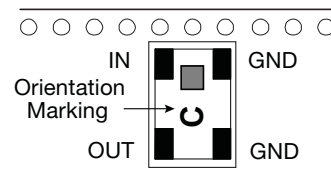
F	2.5±0.05
G	1.5±0.05
J	0.19±0.05
K	3.48±0.05
M	0.54±0.25
N	4.48±0.05
P	0.25±0.05
R	0.85±0.05
D	0.6±0.05

DIMENSIONS (Top View) mm (inches)



L	2.03±0.1 (0.080±0.004)
W	1.55±0.1 (0.061±0.004)
T	0.80±0.1 (0.032±0.004)
A	0.56±0.25 (0.022±0.010)
B	0.35±0.15 (0.014±0.006)

TERMINALS AND LAYOUT (Top View)



BP0805 Thin Film Band Pass Filter

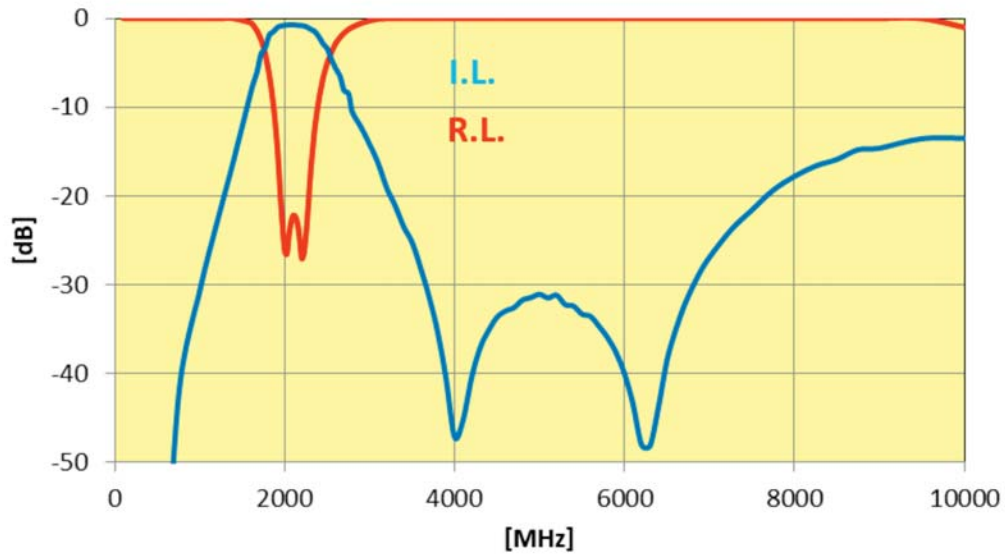


BP0805A2160ASTR

ELECTRICAL CHARACTERISTICS

Description	Value
Center frequency	2160 MHz
Impedance	50 Ohm
Band	1960-2360MHz
I. loss at center frequency	0.85dB max
In-band return loss	18dB
Rejection at 440MHz	59dB
Rejection at 4320MHz	42dB
Rejection at 6480MHz	38dB
Power handling (CW)	5W
Operating temperature range	-40/+85°C
Package	SMD, standard 0805 size


TYPICAL ELECTRICAL PERFORMANCE



BP0805 Thin Film Band Pass Filter



BP0805A4320ASTR



ITF TECHNOLOGY

The BP0805 Band Pass Filter is based on thin-film multilayer technology. The technology provides a miniature part with excellent high frequency performance and rugged construction for reliable automatic assembly.

The ITF Filter is offered in a variety of frequency bands compatible with various types of high frequency wireless systems.

FEATURES

- Small size: 0805
- Frequency: 4320MHz
- Band: 4120-4520MHz
- Characteristic impedance: 50Ω
- Operating / Storage temp: -40°C – +85°C
- Low profile
- Rugged construction
- Taped and reeled
- RoHS compliant

APPLICATIONS

- Mobile communications
- Satellite TV receivers
- GPS
- Vehicle location systems
- Wireless LAN's

HOW TO ORDER

BP	0805	A	4320	A	S	TR
Series	Size	Type	Frequency (MHz)	Sub-Type	Termination	Taped & Reeled

FINAL QUALITY INSPECTION

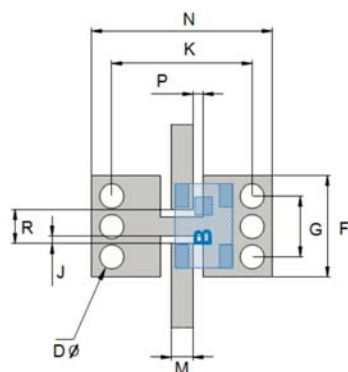
Finished parts are 100% tested for electrical parameters and visual/mechanical characteristics. Each production lot is evaluated on a sample basis for:

- Static Humidity: 85°C, 85% RH, 160 hours
- Endurance: 125°C, IR, 4 hours

TERMINATION

Nickel/ Lead free Solder coating (Sn100) compatible with automatic soldering technologies: reflow, wave soldering, vapor phase and manual.

RECOMMENDED PAD LAYOUT mm



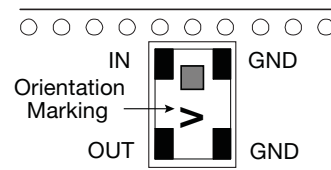
F	2.5±0.05
G	1.5±0.05
J	0.19±0.05
K	3.48±0.05
M	0.54±0.25
N	4.48±0.05
P	0.25±0.05
R	0.85±0.05
D	0.6±0.05

DIMENSIONS (Top View) mm (inches)



L	2.03±0.1 (0.080±0.004)
W	1.55±0.1 (0.061±0.004)
T	0.80±0.1 (0.032±0.004)
A	0.56±0.25 (0.022±0.010)
B	0.35±0.15 (0.014±0.006)

TERMINALS AND LAYOUT (Top View)



BP0805 Thin Film Band Pass Filter



BP0805A4320ASTR

ELECTRICAL CHARACTERISTICS

Description	Value
Center frequency	4320 MHz
Impedance	50 Ohm
Band	4120-4520MHz
I. loss at center frequency	1.2dB max
R loss at center frequency	15dB
Rejection at 2160MHz	45dBc min
Rejection at 6480MHz	39dBc min
Rejection at 8640MHz	44dBc min
Power handling (CW)	5W
Operating temperature range	-40/+85°C
Package	SMD, standard 0805

TYPICAL ELECTRICAL PERFORMANCE

