

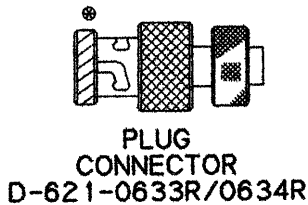


REVISIONS			
LTR	DESCRIPTION	DATE	APPROVED
C	REVISED PER E.C.N. T-16058	91APR25	Z. TEMAN
D	REVISED PER E.C.N. T-16511	91July30	Z. TEMAN

PART No.	CONTACT	INTERFACE	COLOR CODE [®]
DK-621-X633R	—	A	RED
DK-621-X633R-1P	PIN	A	
DK-621-X633R-1S	SOCKET	A	
(DK-621-X634R	NOT ASSIGNED)		
DK-621-X635R	—	B	WHITE
DK-621-X635R-2P	PIN	B	
DK-621-X635R-2S	SOCKET	B	
(DK-621-X636R	NOT ASSIGNED)		
DK-621-X637R	—	C	GREEN
DK-621-X637R-3P	PIN	C	
DK-621-X637R-3S	SOCKET	C	
(DK-621-X638R	NOT ASSIGNED)		
DK-621-X639R	—	D	N/A
DK-621-X639R-4P	PIN	D	
DK-621-X639R-4S	SOCKET	D	
(DK-621-X640R	NOT ASSIGNED)		



DWG No. EXAMPLE X633R

-0633R .148 MAX. CABLE DIA ACCOMODATION
BRAID TERMINATOR D-600-0030

-1633R .180 MAX. CABLE DIA ACCOMODATION
BRAID TERMINATOR D-600-0056

If this document is printed it becomes uncontrolled.
Check with the web for latest revision.

SPECIFICATION CONTROL DRAWING © Raychem Corporation 1990

UNLESS OTHERWISE SPECIFIED
DIMENSIONS ARE IN INCHES.
METRIC DIMENSIONS ARE
IN BRACKETS.

DECIMALS
.XXX ± NA [mm]
.XX ± NA [mm]
ANGLES
.X ± NA

WEIGHT
lbs [g]

DRAWN		89-3-29
CHECKED		
APPROVED		
APPROVED	Z. TEMAN	90 JULY 2
CAD NAME	003319-1	

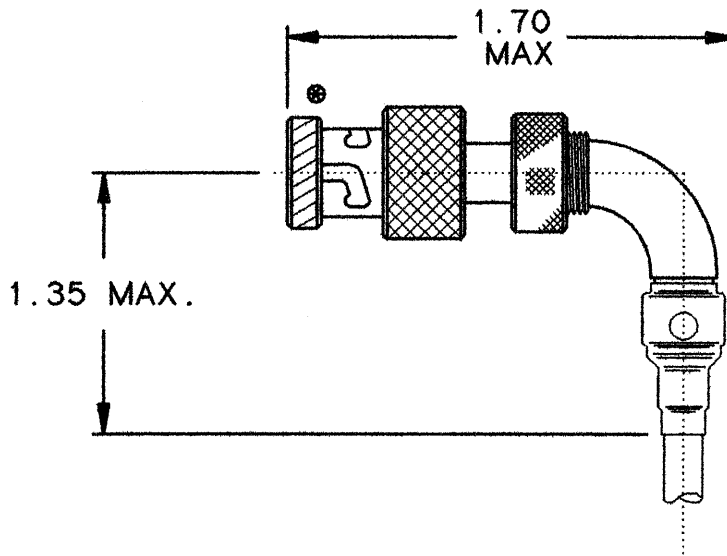


Raychem

RAYCHEM CORPORATION
300 CONSTITUTION DRIVE
MENLO PARK, CALIFORNIA 94025

TITLE
**RIGHT ANGLE TRIAXIAL
CONNECTOR PLUG BAYONET
CONNECTOR KITS
"GRUMMAN"**

SIZE	CODE IDENT. NO.	DWG. NO.	REV
A	06090	DK-621-X633R/X640R[-XX]	D
DO NOT SCALE THIS DRAWING			SHEET 1 OF 2



STRAIN RELIEF NOT SHOWN

1.0 REFER TO THE FOLLOWING RAYCHEM SPECIFICATION CONTROL DRAWINGS (SCD) FOR INDIVIDUAL COMPONENT PERFORMANCE PARAMETERS, DIMENSIONS AND MATERIAL DETAIL:

D-621-0633R/0640R	CONNECTOR, TRIAXIAL, SUBMINIATURE BAYONET COUPLED. FOR RIGHT ANGLE THREADED ADAPTER
D-602-0126	CONTACT, PIN, TWISTED PAIR
D-602-0127	CONTACT, SOCKET, TWISTED PAIR
D-600-0030/0056	BRAID TERMINATOR
D-600-0019	STRAIN RELIEF
D-600-0601	RIGHT ANGLE ADAPTER TUBE

2.0 REFER TO RAYCHEM SPECIFICATION D-6025 FOR PERFORMANCE AND QUALIFICATION REQUIREMENTS.

2.1 PERFORMANCE IS DEPENDENT UPON CORRECT USAGE OF SUITABLE AEROBIC ADHESIVE UPON ADAPTER THREADS. (LOKTTITE TYPE 242 IS A SUITABLE ADHESIVE.)

3.0 TERMINATION PROCEDURE: RAYCHEM ES 61249.

4.0 USAGE: CONNECTORS ASSEMBLED FROM THESE KITS CAN HAVE THE CABLE DRESSED IN ANY ORIENTATION AROUND THE AXIS OF THE CONNECTOR. CABLE SHOULD BE SECURED IN DESIRED ORIENTATION.

If this document is printed it becomes uncontrolled.
Check with the web for latest revision.

CAD NAME: 003319-2	DRAWN		88-24-6	SIZE	CODE IDENT. NO.	DWG. NO.	REV
	ISSUED			A	06090	DK-621-X633R/X640R[-XX]	D
DO NOT SCALE THIS DRAWING						SHEET 2 OF 2	