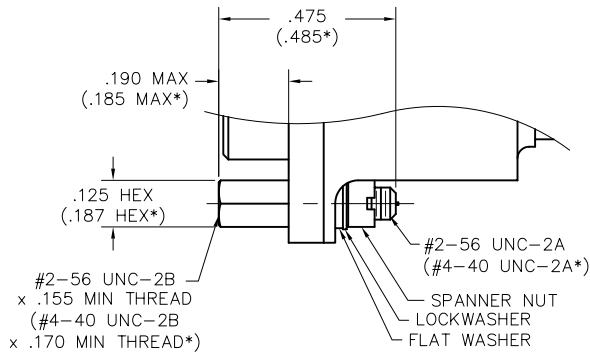


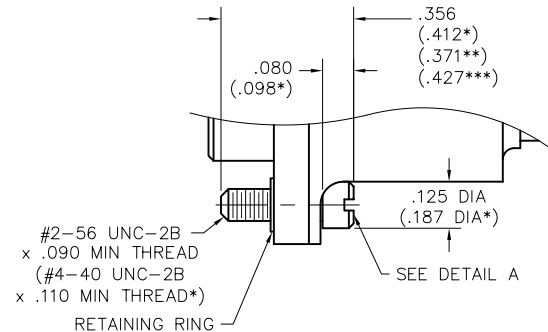
Hardware

MM - MQ I/O with EMI/RFI Backshell



JACKPOST ASSEMBLY

#2-56 JACKPOST 00-000-000-000-2200-01G
#4-40 JACKPOST 00-000-000-000-6200-04A



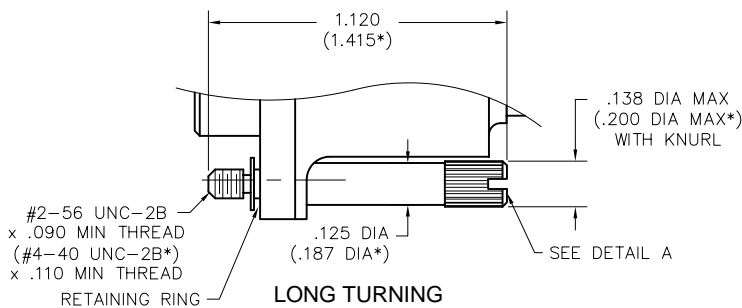
SHORT TURNING

JACKSCREW ASSEMBLY

#2-56 JACKSCREW, ALLEN HEAD 00-000-000-000-4100-01G
#2-56 JACKSCREW, SLOT HEAD 00-000-000-000-4300-01G
#4-40 JACKSCREW, ALLEN HEAD 00-000-000-000-8100-04A
#4-40 JACKSCREW, SLOT HEAD 00-000-000-000-8300-04A

FOR RECEPTACLES WITH GROUNDING FINGERS

#2-56 JACKSCREW, ALLEN HEAD 00-000-000-000-4100-0FZ
#2-56 JACKSCREW, SLOT HEAD 00-000-000-000-4300-0FZ
#4-40 JACKSCREW, ALLEN HEAD 00-000-000-000-8100-0FZ
#4-40 JACKSCREW, SLOT HEAD 00-000-000-000-8300-0FZ

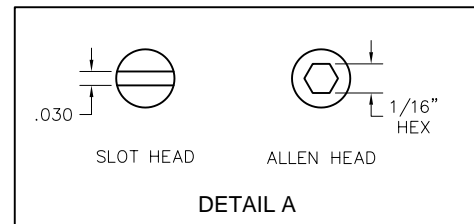


**LONG TURNING
JACKSCREW ASSEMBLY**

#2-56 JACKSCREW, SLOT HEAD 00-000-000-000-4400-01G
#4-40 JACKSCREW, SLOT HEAD 00-000-000-000-8400-04A

FOR RECEPTACLES WITH GROUNDING FINGERS

#2-56 JACKSCREW, SLOT HEAD 00-000-000-000-4400-0FZ
#4-40 JACKSCREW, SLOT HEAD 00-000-000-000-8400-0FZ



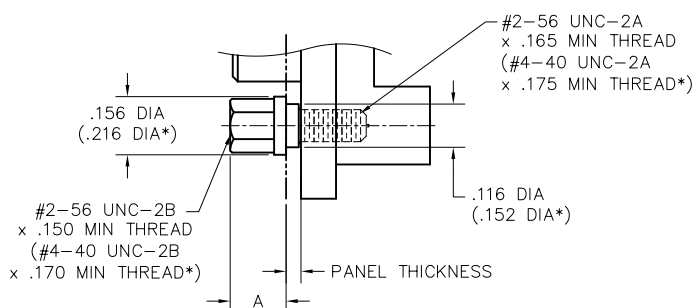
DETAIL A

* = Dimensions for #4-40 hardware (100 position connectors)

** = Applies to #2-56 hardware for receptacles with grounding fingers

*** = Applies to #4-40 hardware for receptacles with grounding fingers

MM - MK Rear Panel Mount Jackposts for Body Styles "A", "C", "E", "H", "K", and "L"



PANEL THK	THREAD SIZE	PART NUMBER	A MAX
.040	#2-56	MM-000-000-000-2400-0D1	.150
.060		MM-000-000-000-2600-0D3	.130
.070		MM-000-000-000-2800-0D5	.120
.080		MM-000-000-000-2900-0D7	.110
.040	#4-40	MM-000-000-000-6400-0D2	.150
.060		MM-000-000-000-6600-0D4	.130
.070		MM-000-000-000-6800-0D6	.120
.080		MM-000-000-000-6900-0D8	.110

* = Dimensions for 100 position connectors