




ZCI-2-16-Z



ZCI, ZCC SERIES

ZRDP INTERFACE & CAGE ASSEMBLY

Mates with:
ZRDP

SPECIFICATIONS

For complete specifications and recommended PCB layouts see www.samtec.com?ZCI

Contact Material:
BeCu

Plating:
Au over 40-100 μ "
(1.016 -2.54 μ m) Ni

Core:
FR4

Overlay:
Polyimide

RoHS Compliant:
Yes

ZCI

SIZE

PAIRS

PLATING

-1 = Fits ZCC-1-XX

-2 = Fits ZCC-2-XX

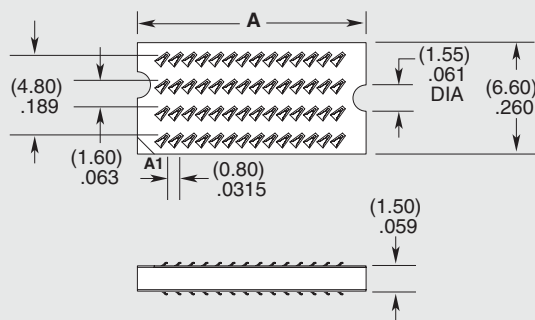
-08

(Only available in size -1)

-16

(Only available in size -2)

-Z

= 6 μ " (0.15 μ m)
Gold on contact

SIZE	A
-1	(8.75) .344
-2	(13.55) .533

Note:
Some sizes, styles and options are non-standard, non-returnable.

SPECIFICATIONS

For complete specifications and recommended PCB layouts see www.samtec.com?ZCC

Base:
Zinc, Black nickel plated

Clamp:
Zinc, Black nickel plated

Weld Tab:
Brass

Screws:
Brass (T5 Torx®)

Screw Retainer:
Polyimide

RoHS Compliant:
Yes

ZCC

SIZE

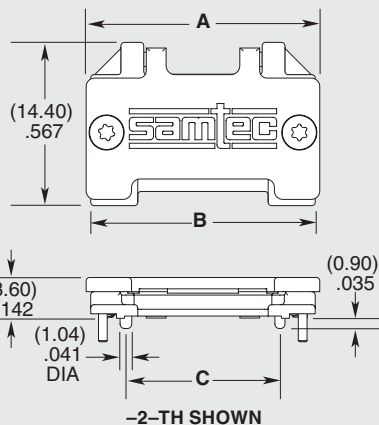
WELD TAB

-1 = Fits ZCI-1-XX-Z

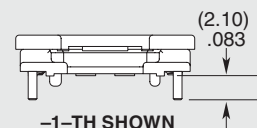
-2 = Fits ZCI-2-XX-Z

-TH

= Through-Hole



SIZE	A	B	C
-1	(15.80) .622	(15.00) .591	(8.78) .346
-2	(20.60) .811	(19.80) .780	(13.58) .535



PROCESSING

Lead-Free Solderable:
Yes

Note:
Some sizes, styles and options are non-standard, non-returnable.

Due to technical progress, all designs, specifications and components are subject to change without notice.

WWW.SAMTEC.COM

All parts within this catalog are built to Samtec's specifications.

Customer specific requirements must be approved by Samtec and identified in a Samtec customer-specific drawing to apply.