

Flush-type connector - SACC-E-M12FST-4P-M16XL/0,5 - 1411606

Please be informed that the data shown in this PDF Document is generated from our Online Catalog. Please find the complete data in the user's documentation. Our General Terms of Use for Downloads are valid (<http://phoenixcontact.com/download>)




Flush-type connector, Power, 4-position, SocketLink:M12, T power, Front mounting, M16 x 1.5, Individual wires, Cable length: 0.5 m

Why buy this product

- For compact devices: transmit high power in a confined space
- Easy-to-install, optimized XL housing contour with wrench size 19
- Tightening limitation for the O-ring gasket
- Pre-assembled with litz wires for immediate use
- Customer-specific assemblies and litz wire lengths available
- Sealed on the litz wire side for optimum leak-tightness
- For high transmission safety: shield connection to the housing with optional EMC nut

Key Commercial Data

Packing unit	1 STK
GTIN	 4 046356 936200
Weight per Piece (excluding packing)	48.0 g
Weight per piece (including packing)	48.0 g
Country of origin	Germany
Note	Made to Order (non-returnable)

Technical data

Dimensions

Length of cable	0.5 m
-----------------	-------

Ambient conditions

Ambient temperature (operation)	-25 °C ... 85 °C (Plug / socket)
	-40 °C ... 85 °C (without mechanical actuation)
Degree of protection	IP67

General

Note	The electrical and mechanical data specified assume that the connector pair is correctly locked and mounted. If the connector is unlocked and if there is a danger of contamination, the connector must be sealed using
------	---

Flush-type connector - SACC-E-M12FST-4P-M16XL/0,5 - 1411606

Technical data

General

	a protective cap > IP54. Influences arising from litz wires, cables or PCB assembly must also be taken into consideration.
Rated current at 40°C	12 A
Rated voltage	60 V
Rated surge voltage	1.5 kV
Number of positions	4
Insulation resistance	≥ 100 MΩ
Coding	T power
Standards/regulations	M12 connector
Signal type/category	Power
Status display	No
Overvoltage category	III
Degree of pollution	3
Test voltage	1.5 kV
Connection method	Individual wires
Insertion/withdrawal cycles	> 100
Torque	0.8 Nm ... 1.3 Nm (Installation-side)
Mounting type	Front mounting M16 x 1.5 Tightening limitation

Material

Flammability rating according to UL 94	V0
Contact material	CuZn
Contact surface material	Au
Contact carrier material	PA
Material, knurls	Zinc die-cast, nickel-plated
Sealing material	FKM

Cable

Cable type	PP litz wire
Conductor cross section	1.5 mm²
AWG signal line	16
Wire colors	Black, brown, blue, white
Material conductor insulation	PP
Conductor material	Bare Cu litz wires
Standards/specifications	M12 connector
Ambient temperature (operation)	-40 °C ... 90 °C (cable, fixed installation)
	-30 °C ... 90 °C (cable, flexible installation)

Standards and Regulations

Standard designation	M12 connector
Flammability rating according to UL 94	V0

Flush-type connector - SACC-E-M12FST-4P-M16XL/0,5 - 1411606

Classifications

eCl@ss

eCl@ss 5.1	27143423
eCl@ss 6.0	27143423
eCl@ss 8.0	27440103
eCl@ss 9.0	27440102

ETIM

ETIM 4.0	EC002061
ETIM 5.0	EC002061

Approvals

Approvals


Approvals


UL Listed / cUL Listed / EAC / cULus Listed

Ex Approvals

Approvals submitted

Approval details

UL Listed 	
mm²/AWG/kcmil	16
Nominal current I _N	12 A
Nominal voltage U _N	63 V

cUL Listed 	
mm²/AWG/kcmil	16
Nominal current I _N	12 A
Nominal voltage U _N	63 V

EAC

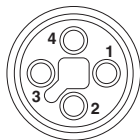
Flush-type connector - SACC-E-M12FST-4P-M16XL/0,5 - 1411606

Approvals

cULus Listed 

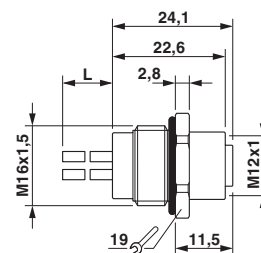
Drawings

Schematic diagram



Pin assignment of M12 socket, 4-pos., T-coded, socket side view

Dimensional drawing



M12 flush-type socket

Circuit diagram



Contact assignment of the M12 socket

Phoenix Contact 2016 © - all rights reserved
<http://www.phoenixcontact.com>

PHOENIX CONTACT GmbH & Co. KG
Flachsmarktstr. 8
32825 Blomberg
Germany
Tel. +49 5235 300
Fax +49 5235 3 41200
<http://www.phoenixcontact.com>