

**MODEL:** CLS0201MP | **DESCRIPTION:** SPEAKER

SPECIFICATIONS

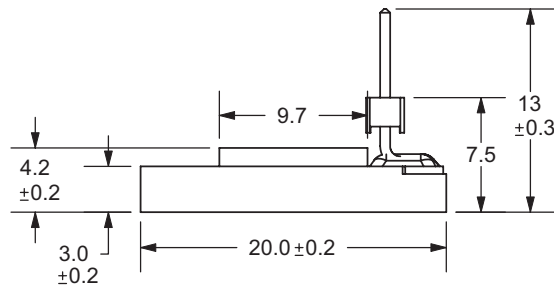
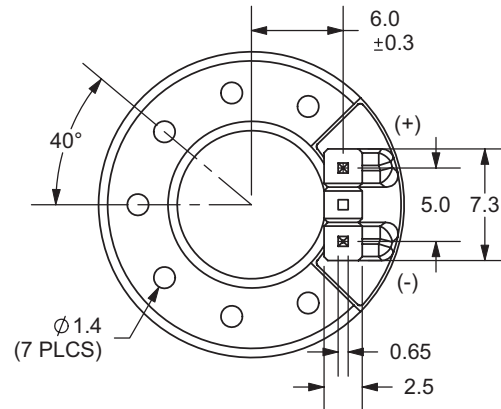
parameter	conditions/description	min	typ	max	units
nominal size			20		mm
impedance	at 1 kHz, 1 V	6.8	8	9.2	Ω
resonant frequency	at 1 V	680	850	1020	Hz
sound pressure level	0.1 W, 50 cm ave., at 0.8, 1, 1.2, 1.5 kHz	75	78	81	dB
response		Fo		7,000	Hz
input power			0.1	0.2	W
operation	must be normal at program source		0.1		W
buzz, rattle, etc.	must be normal at sine wave		0.89		V
magnet	size: $\varnothing 6.5 \times 1.5$				mm
load test	24 hours of white noise at		0.1		W
heat test	20 ~ 50% RH for 24 hours	58	60	62	$^{\circ}\text{C}$
humidity test	90 ~ 95% RH for 24 hours	38	40	42	$^{\circ}\text{C}$
RoHS	yes				

SOLDERABILITY

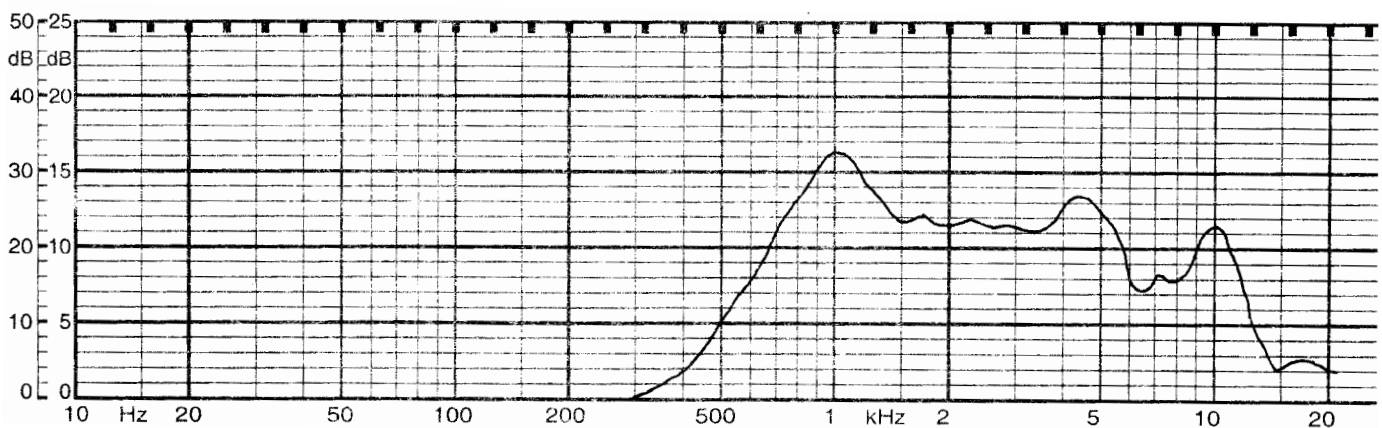
parameter	conditions/description	min	typ	max	units
hand soldering	for maximum 3 seconds	350		370	$^{\circ}\text{C}$

MODEL: CLS0201MP | **DESCRIPTION:** SPEAKER**MECHANICAL DRAWING**

units: mm

**FREQUENCY RESPONSE CURVE**

parameter	conditions/description
potentiometer range	50 dB
rectifier	RMS
lower limit frequency	20 Hz
wr. speed	100 mm/sec
zero level	50 dB



REVISION HISTORY

rev.	description	date
1.0	initial release	07/02/2007
1.01	applied new template, corrected spec	06/18/2014
1.02	updated soldering temperature	04/09/2019

The revision history provided is for informational purposes only and is believed to be accurate.



Headquarters
20050 SW 112th Ave.
Tualatin, OR 97062
800.275.4899

Fax 503.612.2383
cui.com
techsupport@cui.com

CUI offers a one (1) year limited warranty. Complete warranty information is listed on our website.

CUI reserves the right to make changes to the product at any time without notice. Information provided by CUI is believed to be accurate and reliable. However, no responsibility is assumed by CUI for its use, nor for any infringements of patents or other rights of third parties which may result from its use.

CUI products are not authorized or warranted for use as critical components in equipment that requires an extremely high level of reliability. A critical component is any component of a life support device or system whose failure to perform can be reasonably expected to cause the failure of the life support device or system, or to affect its safety or effectiveness.