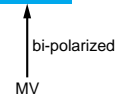


Alchip® MV-BP Series

- Bi-polarized chip type for the circuit, of which polarity is frequently reversed
- Solvent-proof type (see PRECAUTIONS AND GUIDELINES)
- Pb-free design

MV-BP

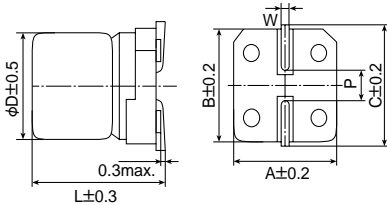


◆ SPECIFICATIONS

Items	Characteristics								
Category Temperature Range	-40 to +85°C								
Rated Voltage Range	4 to 50V _{dc}								
Capacitance Tolerance	±20% (M) (at 20°C, 120Hz)								
Leakage Current	I=0.05CV or 10μA, whichever is greater. Where, I : Max. leakage current (μA), C : Nominal capacitance (μF), V : Rated voltage (V) (at 20°C after 2 minutes)								
Dissipation Factor (tanδ)	Rated voltage (V _{dc})	4V	6.3V	10V	16V	25V	35V	50V	(at 20°C, 120Hz)
	tanδ (Max.)	0.45	0.32	0.26	0.24	0.22	0.20	0.20	
Low Temperature Characteristics (Max. Impedance Ratio)	Rated voltage (V _{dc})	4V	6.3V	10V	16V	25V	35V	50V	(at 120Hz)
	Z(-25°C)/Z(+20°C)	7	4	3	2	2	2	2	
	Z(-40°C)/Z(+20°C)	15	10	8	6	4	3	3	
Endurance	The following specifications shall be satisfied when the capacitors are restored to 20°C after the rated voltage is applied for 2000 hours at 85°C, however the polarization shall be reversed every 250 hours.								
	Capacitance change	≤±20% of the initial value							
	D.F. (tanδ)	≤200% of the initial specified value							
	Leakage current	≤The initial specified value							
Shelf Life	The following specifications shall be satisfied when the capacitors are restored to 20°C after exposing them for 500 hours at 85°C without voltage applied.								
	Capacitance change	≤±15% of the initial value							
	D.F. (tanδ)	≤150% of the initial specified value							
	Leakage current	≤The initial specified value							

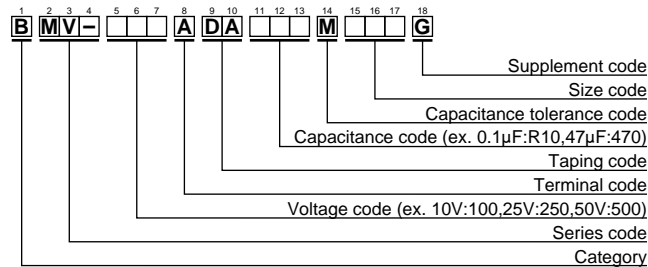
◆ DIMENSIONS [mm]

● Terminal Code : A



Size code	D	L	A	B	C	W	P
D55	4	5.2	4.3	4.3	5.1	0.5 to 0.8	1.0
E55	5	5.2	5.3	5.3	5.9	0.5 to 0.8	1.4
F55	6.3	5.2	6.6	6.6	7.2	0.5 to 0.8	1.9

◆ PART NUMBERING SYSTEM



Please refer to "A guide to global code (surface mount type)"

◆ MARKING

EX) 35V4.7μF



◆ STANDARD RATINGS

WV (V _{dc})	Cap (μF)	Size code	tanδ	Rated ripple current (mA _{rms} /85°C,120Hz)	Part No.	WV (V _{dc})	Cap (μF)	Size code	tanδ	Rated ripple current (mA _{rms} /85°C,120Hz)	Part No.	
4	15	D55	0.45	14	BMV-4R0ADA150MD55G	35	4.7	E55	0.20	13	BMV-350ADA4R7ME55G	
	10	D55	0.32	13	BMV-6R3ADA100MD55G		6.8	F55	0.20	17	BMV-350ADA6R8MF55G	
6.3	22	E55	0.32	23	BMV-6R3ADA220ME55G		10	F55	0.20	21	BMV-350ADA100MF55G	
	47	F55	0.32	36	BMV-6R3ADA470MF55G		50	0.10	D55	0.20	1.3	BMV-500ADAR10MD55G
10	6.8	D55	0.26	12	BMV-100ADA6R8MD55G			0.15	D55	0.20	1.9	BMV-500ADAR15MD55G
	15	E55	0.26	21	BMV-100ADA150ME55G			0.22	D55	0.20	2.3	BMV-500ADAR22MD55G
	33	F55	0.26	33	BMV-100ADA330MF55G			0.33	D55	0.20	2.8	BMV-500ADAR33MD55G
16	4.7	D55	0.24	11	BMV-160ADA4R7MD55G			0.47	D55	0.20	3.4	BMV-500ADAR47MD55G
	10	E55	0.24	18	BMV-160ADA100ME55G			0.68	D55	0.20	4.1	BMV-500ADAR68MD55G
	22	F55	0.24	28	BMV-160ADA220MF55G			1.0	D55	0.20	5.5	BMV-500ADA1R0MD55G
25	3.3	D55	0.22	9	BMV-250ADA3R3MD55G			1.5	D55	0.20	6.5	BMV-500ADA1R5MD55G
	6.8	E55	0.22	15	BMV-250ADA6R8ME55G			2.2	E55	0.20	9.0	BMV-500ADA2R2ME55G
	15	F55	0.22	24	BMV-250ADA150MF55G	3.3		E55	0.20	11	BMV-500ADA3R3ME55G	
35	2.2	D55	0.20	8.0	BMV-350ADA2R2MD55G	4.7		F55	0.20	14	BMV-500ADA4R7MF55G	