

Printed-circuit board connector - MSTBA 2,5/ 2-G AU - 1748154

Please be informed that the data shown in this PDF Document is generated from our Online Catalog. Please find the complete data in the user's documentation. Our General Terms of Use for Downloads are valid (<http://phoenixcontact.com/download>)

PCB headers, nominal current: 12 A, rated voltage (III/2): 320 V, number of positions: 2, pitch: 5 mm, color: green, contact surface: Gold, mounting: Wave soldering



The figure shows a 10-position version of the product

Your advantages

- ✓ Gold-plated contacts ensure transfer quality remains stable over the long term
- ✓ Maximum flexibility when it comes to device design – one header for connectors with different connection technologies
- ✓ Well-known mounting principle allows worldwide use
- ✓ Plug-in direction parallel to the PCB
- ✓ Closed contour for optimum stability of the plug-in connection



Key Commercial Data

Packing unit	50 pc
GTIN	
GTIN	4017918216900

Technical data

Dimensions

Length [l]	12 mm
Width	12 mm
Pitch	5 mm
Dimension a	5 mm
Width [w]	12 mm
Height [h]	12.1 mm
Height	8.6 mm
Length of the solder pin	3.5 mm
Pin dimensions	1 x 1 mm
Length	12 mm

Printed-circuit board connector - MSTBA 2,5/ 2-G AU - 1748154

Technical data

General

Range of articles	MSTBA 2,5/...-G
Insulating material group	I
Rated surge voltage (III/3)	4 kV
Rated surge voltage (III/2)	4 kV
Rated surge voltage (II/2)	4 kV
Rated voltage (III/3)	250 V
Rated voltage (III/2)	320 V
Rated voltage (II/2)	400 V
Connection in acc. with standard	EN-VDE
Nominal current I_N	12 A
Insulating material	PA
Flammability rating according to UL 94	V0
Color	green
Number of positions	2

Standards and Regulations

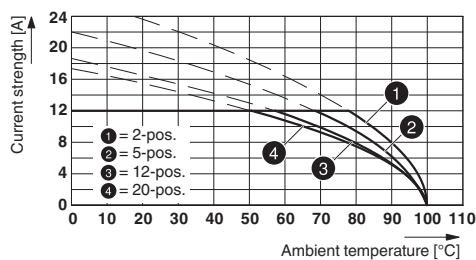
Connection in acc. with standard	EN-VDE
	CUL
Flammability rating according to UL 94	V0

Environmental Product Compliance

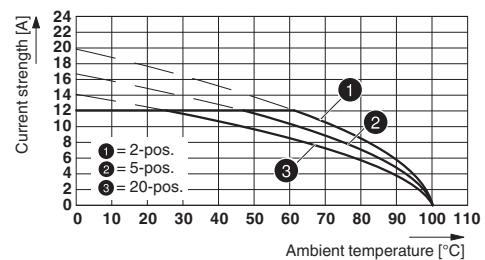
China RoHS	Environmentally friendly use period: unlimited = EFUP-e
	No hazardous substances above threshold values

Drawings

Diagram



Diagram



Type: MSTB 2,5/...-ST AU with MSTBA 2,5/...-G AU

Type: MVSTBW 2,5/...-ST AU with MSTBA 2,5/...-G AU

Approvals

Approvals

Printed-circuit board connector - MSTBA 2,5/ 2-G AU - 1748154


Approvals


Approvals


IECEE CB Scheme / VDE Gutachten mit Fertigungsüberwachung / EAC / cULus Recognized


Ex Approvals

Approval details

IECEE CB Scheme		http://www.iecee.org/	DE1-58978-B1B2
Nominal voltage UN		250 V	
Nominal current IN		12 A	

VDE Gutachten mit Fertigungsüberwachung		http://www2.vde.com/de/Institut/Online-Service/VDE-gepruefteProdukte/Seiten/Online-Suche.aspx	40004701
Nominal voltage UN		250 V	
Nominal current IN		12 A	

EAC		B.01742
-----	---	---------

cULus Recognized		http://database.ul.com/cgi-bin/XYV/template/LISEXT/1FRAME/index.htm	E60425-19931011
Nominal voltage UN		D 300 V	B 300 V
Nominal current IN		10 A	15 A

Phoenix Contact 2018 © - all rights reserved
<http://www.phoenixcontact.com>

PHOENIX CONTACT GmbH & Co. KG
 Flachsmarktstr. 8
 32825 Blomberg
 Germany
 Tel. +49 5235 300
 Fax +49 5235 3 41200
<http://www.phoenixcontact.com>