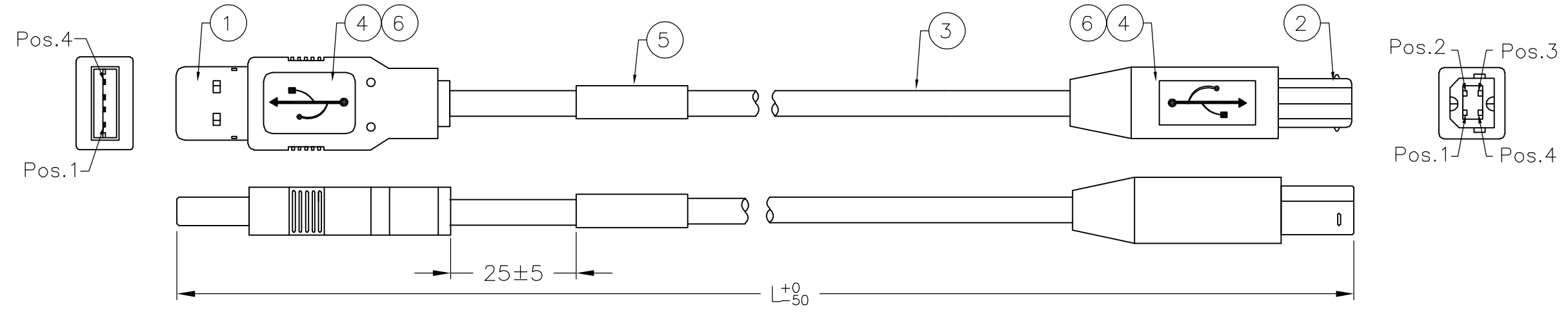


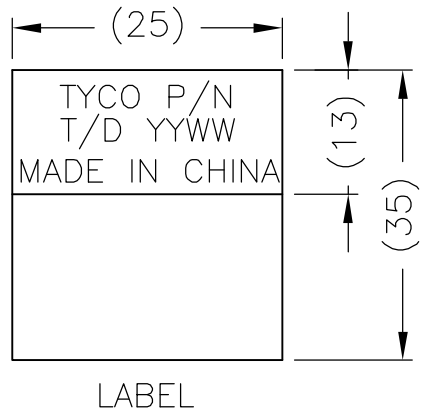
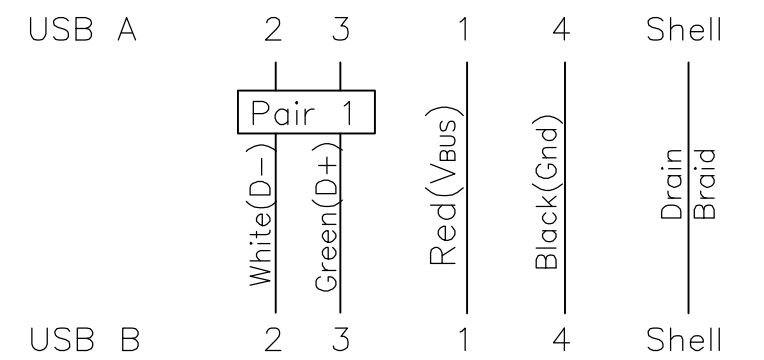
THIS DRAWING IS UNPUBLISHED. RELEASED FOR PUBLICATION
 © COPYRIGHT - BY TYCO ELECTRONICS CORPORATION. ALL RIGHTS RESERVED.

LOC	DIST	REVISIONS					
GP	00	P	LTR	DESCRIPTION	DATE	DWN	APVD
		D		REVISE PER ECO-05-006320	01AUG05	TW	JH

Tooling Drawing NO.
 USB A: TR00662
 USB B: TR00664



PIN ASSIGNMENT :



PART NO.	1487597-1	1487597-2	1487597-3
LENGTH(L)	3000	2500	3500

AR	AR	AR	MR	COPPER FOIL, W: 5MM	6
1	1	1	PC	LABEL, 25x35mm, White 25x13mm	5
AR	AR	AR	KG	Overmold PVC, 40P, Color: Black(BK01)	4
AR	AR	AR	MR	USB 2.0 Cable 25AWG*1P+22AWG*2C+Al/Mylar +Drain+Braid, Color: Black(BK01).	3
1	1	1	EA	USB 4Pin Connector Contacts: Gold 30U Plated, Shell: Nickel Plated, Housing UL94V-0 B Type.	2
1	1	1	EA	USB 4Pin Connector Contacts: Gold 30U Plated, Shell: Nickel Plated, Housing UL94V-0 A Type.	1
-3	-2	-1	U/M	DESCRIPTION	ITEM

- NOTES:
- TESTED FOR CONTINUITY, SHORTS AND OPENS, HI-POT 630V FOR 10MS.
 - CABLE ASSEMBLY MEETS USB 2.0 STANDARDS.
 - EXPOSED CABLE BRAID IS NOT PERMISSIBLE BEYOND OVERMOLD.
 - THE FINAL CABLE ASSEMBLY MAXIMUM LENGTH NOT TO EXCEED 4300MM PER USB SPECIFICATIONS.
 - MEETS REQUIREMENTS OF EU DIRECTIVE 2002/95/EC

THIS DRAWING IS A CONTROLLED DOCUMENT.		DWN BOVEY LIU 25/FEB/02	Tyco Electronics Corporation Harrisburg, Pa 17105-3608	
DIMENSIONS: mm	TOLERANCES UNLESS OTHERWISE SPECIFIED:	CHK -	APVD F.D. McCORKEL 15/MAR/02	NAME: CABLE ASSEMBLY, USB A TYPE TO USB B TYPE
	0 PLC ± - 1 PLC ± - 2 PLC ± - 3 PLC ± - 4 PLC ± - ANGLES ± -	PRODUCT SPEC -	APPLICATION SPEC -	RESTRICTED TO -
MATERIAL -	FINISH -	WEIGHT -	SIZE A3	CAGE CODE 00779
CUSTOMER DRAWING			DRAWING NO. C-1487597	SCALE N.T.S.
			SHEET 1 OF 1	REV D