THIS DRAWING IS UNPUBLISHED. RELEASED FOR PUBLICATION – , – .
© COPYRIGHT – By – ALL RIGHTS RESERVED.

| LOC | DIST |
|---|---|
| H | — |

REVISIONS

| P | LTR | DESCRIPTION | DATE | DWN | APVD |
|---|---|---|---|---|---|
| | A | INITIAL RELEASE | 29NOV2013 | YC | BvH |
| | A1 | ECR–14–015049 | 13OCT2014 | GSK | BvH |

NOTES:
Tolerances cable lengths:
0m to 0.5m +30mm
0.5m to 1.0m +50mm
1.0m to 3.0m +100mm
< 3.0m +1.5%

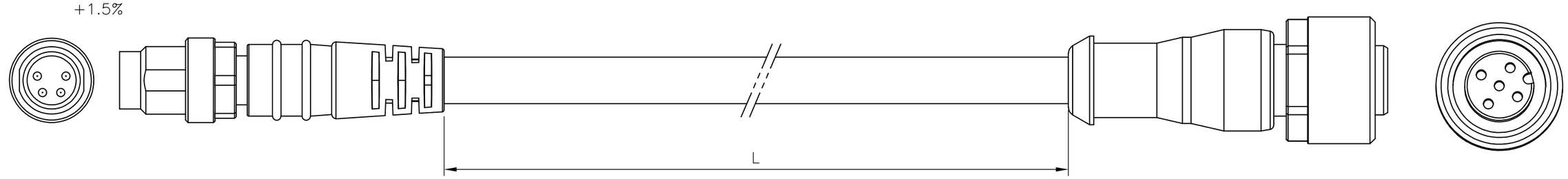


| TECHNICAL DATA | |
|---|---|
| Operating voltage | max. 30 V AC/DC |
| Operating current per contact | max. 4 A |
| Locking of ports | Screw thread M8/M12 x 1 mm (recommended torque 0.4/0.6 Nm), self–securing |
| Protection | IP65 and IP67 when plugged and screwed down (EN 60529) |

| PUR CABLE | |
|---|---|
| No./diameter of wires | 4 x 0.25 mm² |
| Wire isolation | PP (br, wh, bl, bk) |
| C–track properties | 5 million |
| Jacket | PUR (UL/CSA) |
| Outer diameter | approx. 4.4 mm |
| Bend radius (moving) | 10 x outer diameter |
| Temperature range (fixed) | –40...+80 °C |
| Temperature range (mobile) | –25...+80 °C |

| PVC CABLE | |
|---|---|
| No./diameter of wires | 4 x 0.25 mm² |
| Wire isolation | PVC (br, wh, bl, bk) |
| C–track properties | |
| Jacket | PVC (UL/CSA) |
| Outer diameter | approx. 4.8 mm |
| Bend radius (moving) | 10 x outer diameter |
| Temperature range (fixed) | –30...+80 °C |
| Temperature range (mobile) | –5...+80 °C |

Contact Layout

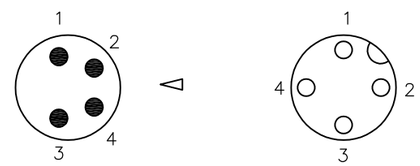


Schematic diagram

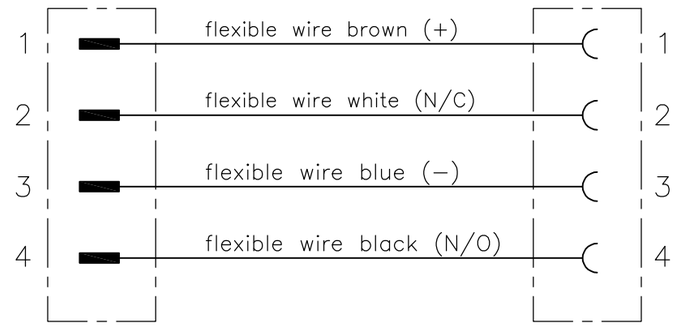


| LENGTH"L" | MATERIAL | JACKET COLOR | TE PN | DESCRIPTION | ITEM |
|---|---|---|---|---|---|
| 4 pos 2.0mtr | PVC | Black | 1–2273109–5 | 4x22AWG PVC 2.0m | 10 |
| 4 pos 1.5mtr | PVC | Black | 1–2273109–4 | 4x22AWG PVC 1.5m | 9 |
| 4 pos 1.0mtr | PVC | Black | 1–2273109–3 | 4x22AWG PVC 1.0m | 8 |
| 4 pos 0.6mtr | PVC | Black | 1–2273109–2 | 4x22AWG PVC 0.6m | 7 |
| 4 pos 0.3mtr | PVC | Black | 1–2273109–1 | 4x22AWG PVC 0.3m | 6 |
| 4 pos 2.0mtr | PUR | Black | 2273109–5 | 4x22AWG PUR 2.0m | 5 |
| 4 pos 1.5mtr | PUR | Black | 2273109–4 | 4x22AWG PUR 1.5m | 4 |
| 4 pos 1.0mtr | PUR | Black | 2273109–3 | 4x22AWG PUR 1.0m | 3 |
| 4 pos 0.6mtr | PUR | Black | 2273109–2 | 4x22AWG PUR 0.6m | 2 |
| 4 pos 0.3mtr | PUR | Black | 2273109–1 | 4x22AWG PUR 0.3m | 1 |

THIS DRAWING IS A CONTROLLED DOCUMENT.

DIMENSIONS: mm

TOLERANCES UNLESS OTHERWISE SPECIFIED:
0 PLC ± –
1 PLC ± –
2 PLC ± –
3 PLC ± –
4 PLC ± –
ANGLES ± –

MATERIAL –
FINISH –

DWN YATHISH.C 29NOV2013
CHK B.VELDHOVEN 29NOV2013
APVD A.VAN ZANDVOORT 29NOV2013
PRODUCT SPEC 108–19483
APPLICATION SPEC 114–32127
WEIGHT –

TE Connectivity

NAME M8 STRGT PLUG TO M12 STRGT SOCKET AA

SIZE A3 | CAGE CODE 00779 | DRAWING NO C–2273109 | RESTRICTED TO –

CUSTOMER DRAWING | SCALE NTS | SHEET 1 OF 1 | REV A1