THIS DRAWING IS UNPUBLISHED. RELEASED FOR PUBLICATION -,- .
© COPYRIGHT - BY TYCO ELECTRONICS CORPORATION. ALL RIGHTS RESERVED.

LOC	DIST
AD	00

REVISIONS

P	LTR	DESCRIPTION	DATE	DWN	APVD
	A1	ECO-06-029077	06FEB2007	RB	MS

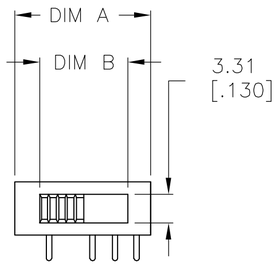

SPECIFICATIONS:
MAKE-BEFORE-BREAK

MATERIALS:
FRAME: STEEL, ZINC PLATE
ACTUATOR: POM UL94HB, BLACK
FIXED CONTACT/TERMINAL: COPPER ALLOY, SILVER OVER NICKEL PLATE
MOVING CONTACT: COPPER ALLOY, SILVER CLAD
COIL SPRING: TEMPERED STEEL WIRE
BALL- TEMPERED CARBON STEEL
TERMINAL BOARD: PHENOLIC, UL94HB
TERMINAL SEAL: EPOXY

ELECTRICAL:
CONTACT RATING: 250 MILLIAMPS@125V AC
CONTACT RESISTANCE: 30 MILLIOHMS MAX (INITIAL), 60 MILLIOHMS AFTER TEST
INSULATION RESISTANCE: 500 MEGOHMS MIN AT 500V DC
DIELECTRIC STRENGTH: 500 VAC RMS AT SEA LEVEL
LIFE EXPECTANCY: 10,000 CYCLES MIN. NO LOAD

MECHANICAL:
ACTUATION FORCE: 250 +150/-100 GRAMS
TRAVEL: 2.49 (.098)

ENVIRONMENTAL:
OPERATING TEMPERATURE: -10° TO +60°C
STORAGE TEMPERATURE: -10° TO +60°C
RESISTANCE TO SOLDER HEAT: 260°C FOR 10 SEC PER 109-202, COND. B
SOLDERABILITY: PER EIA-364-56A, PROCEDURE 3, COND. B

NOTES:

1. ALL MATERIALS AND FINISHES SHALL COMPLY WITH EU DIRECTIVE 2002/95/EC OF 27JAN2003 (ROHS)

2. ALL PERFORMANCE SPECIFICATIONS WERE TESTED IN ACCORDANCE WITH JIS-C-5441 UNLESS OTHERWISE STATED.

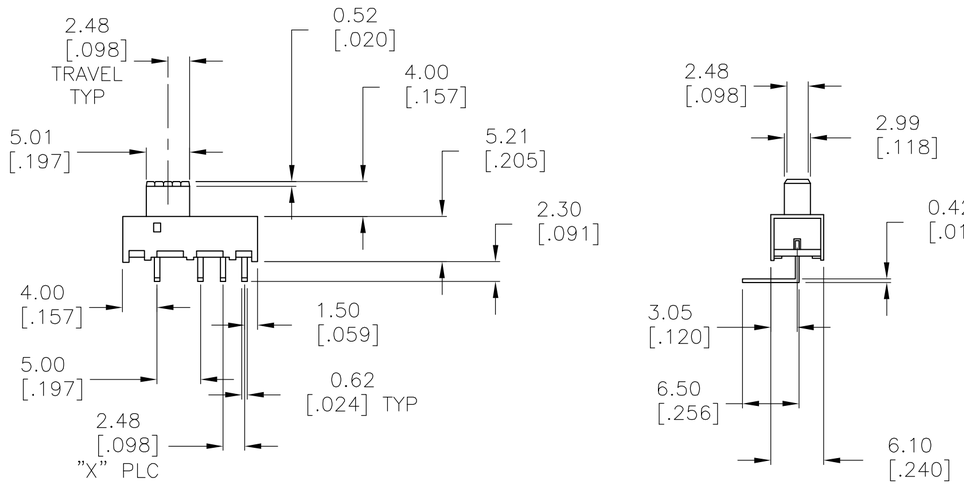

1825162-1 AS SHOWN

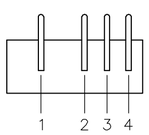

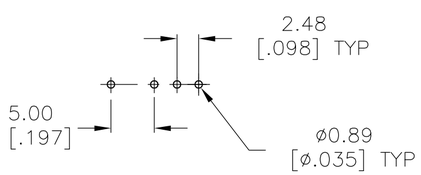

P.C. HOLE LAYOUT
(1825162-1)

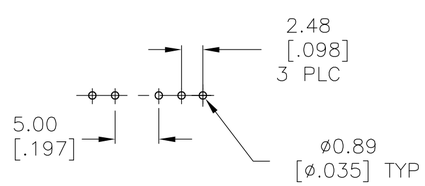

P.C. HOLE LAYOUT
(1825162-2)

1-3	2-3	3-4	3-5	-	-	-	1 2 3 4 5	3	12.50[.492]	18.01[.709]	SP4T	STS1400RA04	1825162-2
-	-	-	-	1-2	2-3	2-4	1 2 3 4	2	10.01[.394]	15.50[.610]	SP3T	STS1300RA04	1825162-1
FUNCTION DIAGRAM							BOTTOM VIEW	X PLC	DIM B	DIM A	FUNCTION	T&B P/N	TYCO P/N

THIS DRAWING IS A CONTROLLED DOCUMENT.

DIMENSIONS: mm [INCHES]

TOLERANCES UNLESS OTHERWISE SPECIFIED:
0 PLC ± -
1 PLC ± -
2 PLC ± 0.20[.008]
3 PLC ± -
4 PLC ± -
ANGLES ± -

MATERIAL -
FINISH -

DWN B.S.VISWESWARA 01APR05
CHK M S SARVER -
APVD - -
PRODUCT SPEC -
APPLICATION SPEC -
WEIGHT -

tyco Electronics
Tyco Electronics Corporation
Harrisburg, Pa 17105-3608

NAME
SLIDE SWITCH,
STS1300RA & STS1400RA SERIES
-

SIZE	CAGE CODE	DRAWING NO	RESTRICTED TO
A2	00779	C-1825162	-

CUSTOMER DRAWING | SCALE 2:1 | SHEET 1 OF 1 | REV A1

1825162