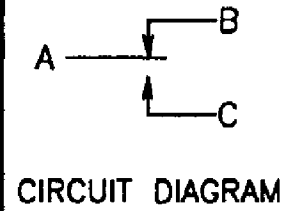


**MICRO SWITCH**  
a Honeywell Division  
FED. MFG. CODE 91929

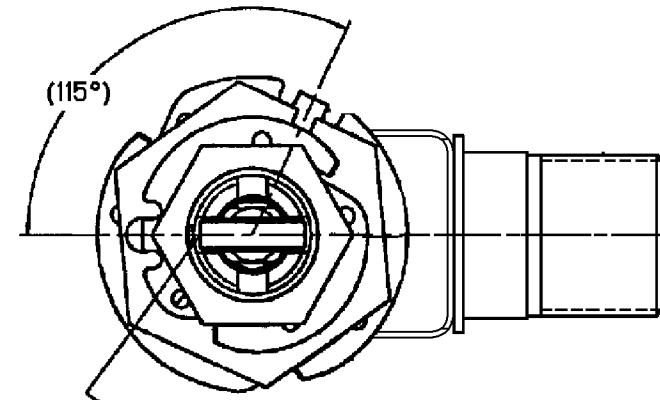
**SWITCH - ENCLOSED**

CATALOG LISTING  
622EN235-R



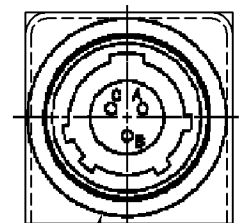
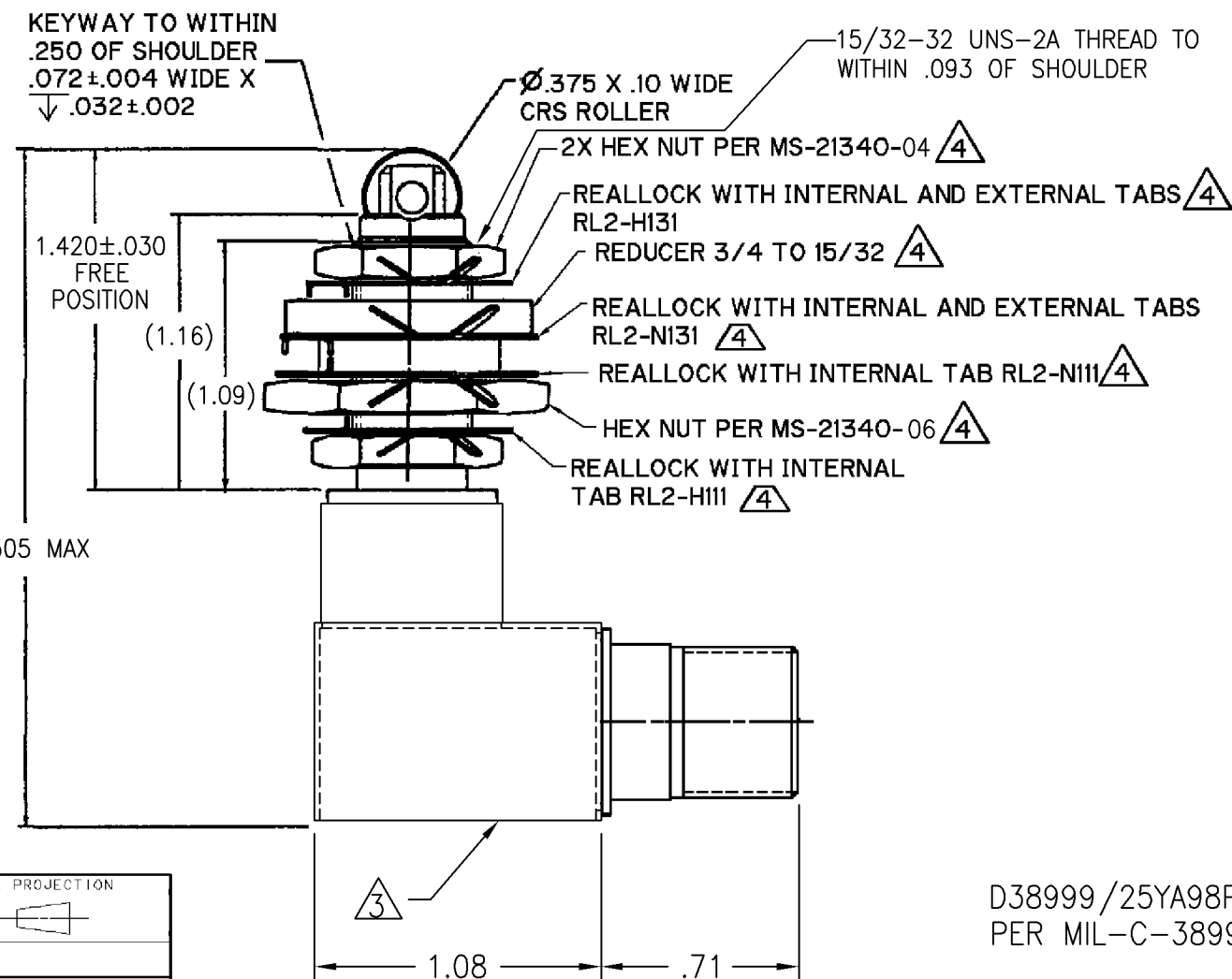
**NOTES**

- 1 - CORROSION RESISTANT STEEL ENCLOSURE
- 2 - SWITCH SEALED PER MIL-PRF-8805, SYMBOL 4
- 3 CIRCUIT DIAGRAM, CATALOG LISTING, AND DATE CODE ARE SHOWN ON NAMPLATE
- 4 HARDWARE MAY BE FURNISHED UNASSEMBLED PER MIL-PRF-8805
- 5 - TEMPERATURE: -67°F TO 260°F



ROLLER AT (115°) FROM REDUCER KEYWAY

WARNING- THIS PRODUCT IS SUBJECT TO THE U.S. INTERNATIONAL TRAFFIC IN ARMS REGULATIONS (ITAR), AND THE EXPORT CONTROL LAWS OF THE UNITED STATES. TRANSFER OF TECHNICAL DATA PERTAINING TO THIS PRODUCT BY ANY MEANS TO A FOREIGN PERSON PER ITAR DEFINITIONS, WHETHER IN THE UNITED STATES OR ABROAD, WITHOUT A PRIOR EXPORT LICENSE OR OTHER APPROVAL FROM THE U.S. DEPARTMENT OF STATE, IS PROHIBITED.



D38999/25YA98PN  
PER MIL-C-38999

CATALOG LISTING  
622EN235-R

REPLACES  
PAGE 1 OF 1  
RELEASE NO.

ISSUE  
C

REVISIONS

A	0006376	11 JUL 04
B	0007199	12 AUG 04
C	0010423	19 JAN 05

CHECK

CHECK

CHECK

CHECK

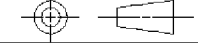
17 MAY 04

TCC/AP

RASTER

THIS DRAWING COVERS A PROPRIETARY ITEM AND IS THE PROPERTY OF MICRO SWITCH, A DIVISION OF HONEYWELL. THIS DRAWING IS NOT TO BE COPIED OR USED WITHOUT THE APPROVAL OF MICRO SWITCH

THIRD ANGLE PROJECTION



CHARACTERISTICS		ELECTRICAL DATA	
OPERATING FORCE ----- 6 - 12 LBS		CONTACT ARRANGEMENT	
FULL OVERTRAVEL FORCE -- 30 LBS MAX		1 X S P D T	
RELEASE FORCE ----- 4 LBS MIN		28 VDC	
PRETRAVEL ----- .040 MAX		LOAD (AMPS)	SEA LEVEL
DIFFERENTIAL TRAVEL -- .020 MAX		CONTACT	50,000 FT
OVERTRAVEL ----- .125 MIN		RESISTIVE	GOLD
		INDUCTIVE	GOLD
		MOTOR	

SCALE	NONE
DO NOT SCALE PRINT	
UNLESS OTHERWISE SPECIFIED TOLERANCES ARE	
ONE PLACE	(.0) ±.030
TWO PLACE	(.00) ±.015
THREE PLACE	(.000) ±.005
ANGLES	±
WEIGHT	4.5 OZ MAX

ANSI Y14.5M-1982 APPLIES