Resistors

Four-Terminal Current-Sensing Wirewound Resistor

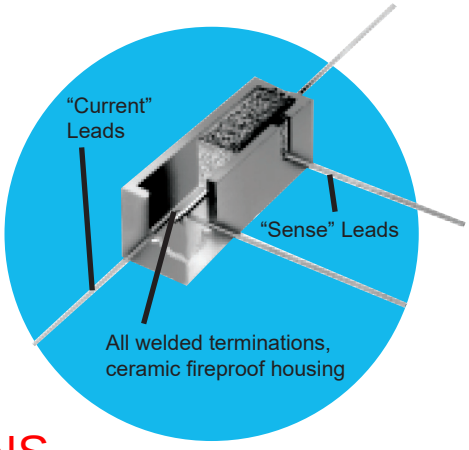

4LPW Series

- TC = ±40ppm/°C
- 3 watts to 15 watts
- 0.005 ohm to 1.0 ohm
- ±1%, ±2, ±3, ±5, ±10% tolerance
- Flameproof construction

NOT RECOMMENDED FOR NEW DESIGNS

All Pb-free parts comply with EU Directive 2011/65/EU amended by (EU) 2015/863 (RoHS3)

Electrical Data

IRC Type	Power @ 25°C (watts)	Max. Current (amps)	Resistance Range (ohms)
4LPW-3	3	10	.005 TO 1.0
4LPW-5	5	10	.005 TO 1.0
4LPW-7	7	20	.01 TO 1.0
4LPW-10	10	20	.01 TO 1.0
4LPW-15	15	20	.01 TO 1.0

Please note: When ordering the alternate configuration please add an "A" after the part number. (4LPW-3A)

Standard Configuration

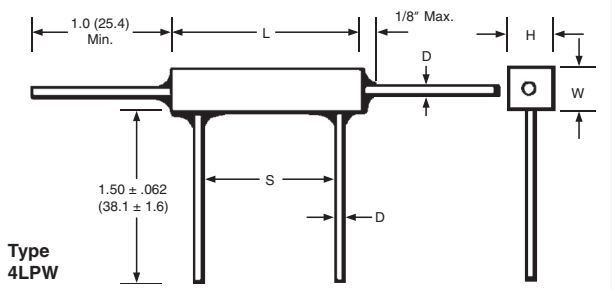

Alternate Configuration

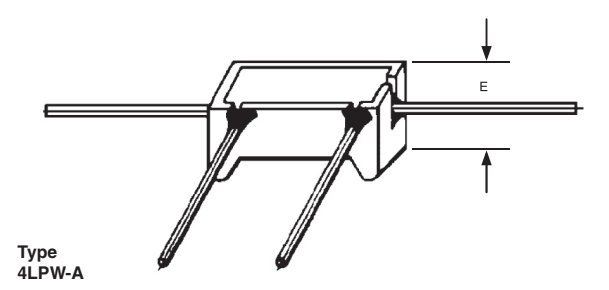

Dimensions (Inches (mm))

IRC Type	L ±.063 (1.6)	W ±.03 (.8)	H ±.03 (.8)	S ±.062 (1.6)	D Diameter	E ±.03 (.8)
4LPW-3	.88 (22.4)	.31 (7.87)	.31 (7.87)	.563 (14.3)	.036 (.9)	.38 (9.65)
4LPW-5	.88 (22.4)	.38 (9.65)	.35 (8.89)	.563 (14.3)	.036 (.9)	.41 (10.4)
4LPW-7	1.39 (35.3)	.38 (9.65)	.35 (8.89)	1.013 (25.7)	.036 (.9)	.47 (11.9)
4LPW-10	1.88 (47.8)	.38 (9.65)	.35 (8.89)	1.388 (35.3)	.036 (.9)	.47 (11.9)
4LPW-15	1.88 (47.8)	.50 (12.7)	.50 (12.7)	1.388 (35.3)	.036 (.9)	.63 (16.0)

General Note

TT Electronics reserves the right to make changes in product specification without notice or liability.
All information is subject to TT Electronics' own data and is considered accurate at time of going to print.

BI Technologies IRC Welwyn

www.ttelectronics.com/resistors

© TT Electronics plc

 NOT RECOMMENDED FOR NEW DESIGNS

Temperature Rise Chart

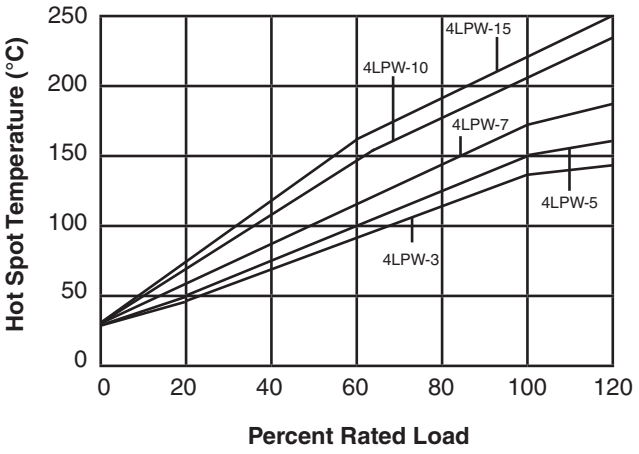

Power Derating Curve

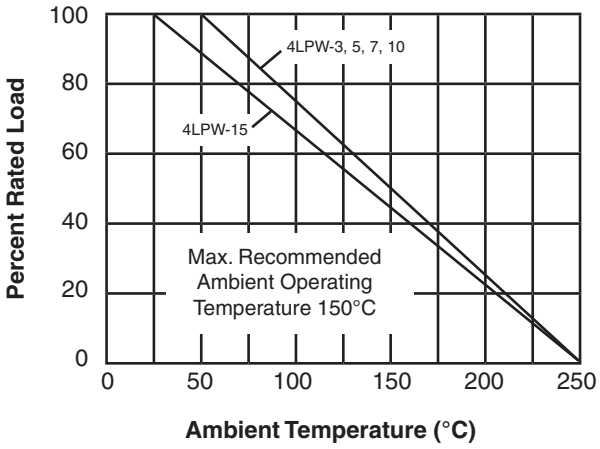

Ordering Data

Sample Part No. 4LPW 15 R010 F LF

IRC Type
4LPW

Power
3 = 3W, 5 = 5W, 7 = 7W, 10 = 10W, 15 = 15W

Resistance Range
Expressed in ohms
(Standard EIA/MIL values)

Tolerance
F = ±1%, G = ±2%, H = ±3%, J = ±5%, K = ±10%

RoHS Indicator
LF indicates RoHS compliance / Omit this code for SnPb finish

General Note
TT Electronics reserves the right to make changes in product specification without notice or liability.
All information is subject to TT Electronics' own data and is considered accurate at time of going to print.

© TT Electronics plc