

PRODUCT NUMBER  
SEE SHEET 10

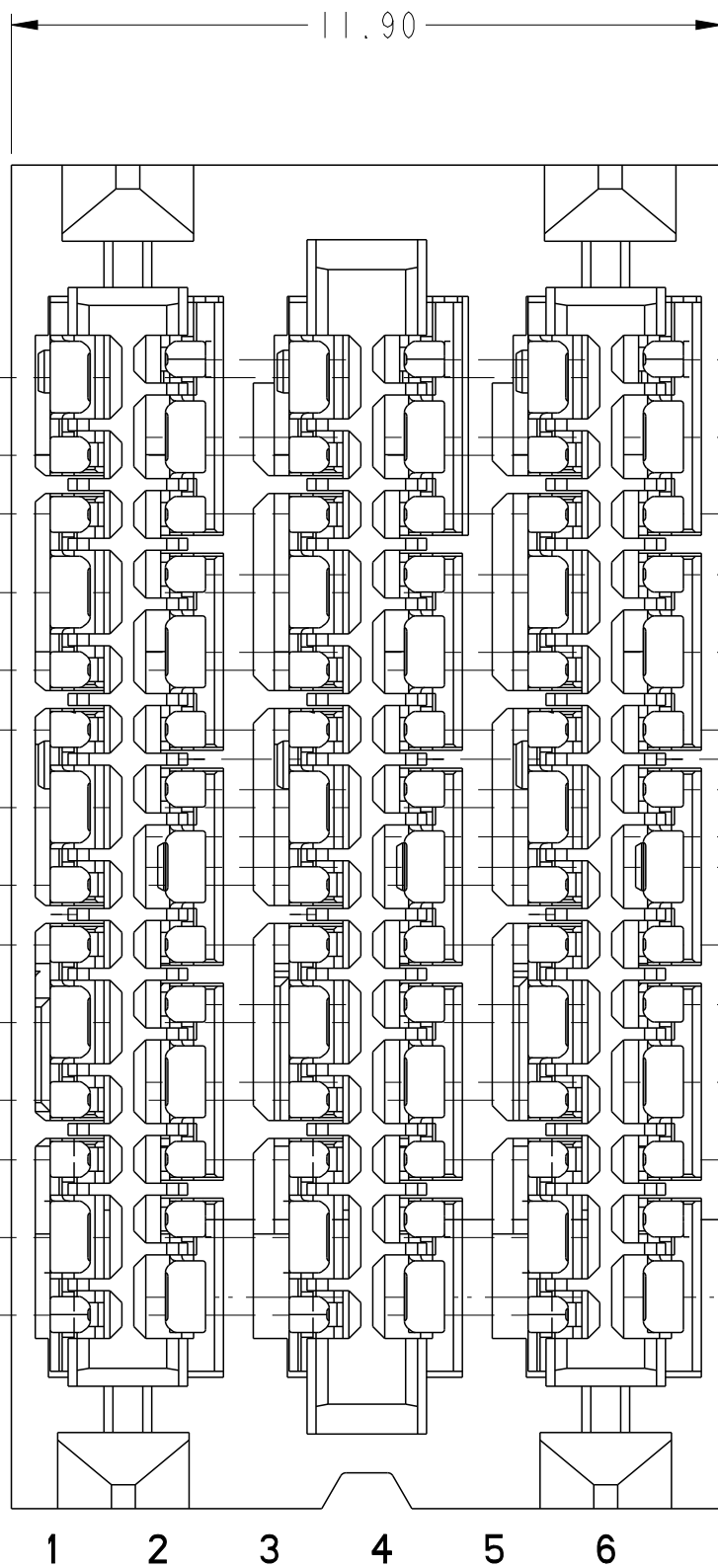
ODD COLUMN  
CONTACT ROW ID  
ODD AND EVEN  
COLUMNS ARE  
OFFSET

4X 3.6  
GROUND  
CENTERS

4X 1.0  
SIGNAL PAIR  
CENTERS

4X 3.6  
SIGNAL  
CENTERS  
ROW A TO  
FIRST GROUND

1.3



COLUMN ID

EVEN COLUMN  
CONTACT ROW ID

4X 3.6  
SIGNAL CENTERS

4X 3.6  
GROUND CENTERS

4X 1.0  
SIGNAL PAIR  
CENTERS

1.3  
ROW A TO  
FIRST GROUND

CONNECTOR MATING FACE

(17.90)

(4.60)

TOP SURFACE  
OF DCARD

Ø OF ODD COLUMNS

Ø OF EVEN COLUMNS

3.9

4.1

13X 1.20

(6.70)

(23.30)

HOUSING

SEE NOTE 6




IMLA

ORGANIZER

30X 1.60±0.20  
GROUNDS  
SEE NOTE 18

54X 1.40±0.20  
SIGNALS

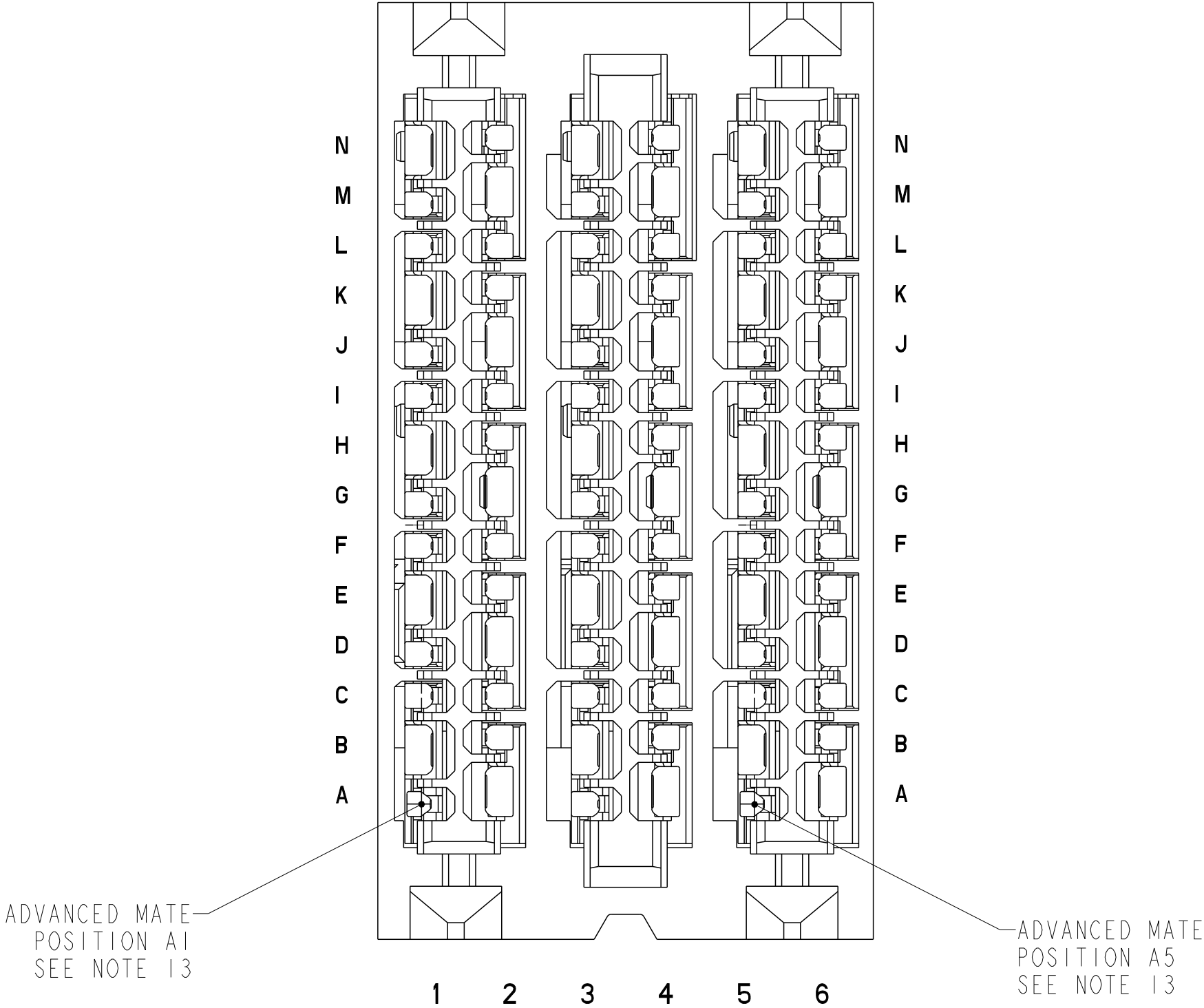
10125287-101LF  
STANDARD MATE CONNECTOR

spec ref		---		dr	N Eppley	2013/04/24	<div>projection</div> <div></div>	<div>MM</div> <div></div>	size	A2	scale	1:1						
tolerance std		TOLERANCES UNLESS OTHERWISE SPECIFIED				eng			Peng-Bing Fu	2017/11/08	ecn no	ELX-DG-28221-1						
ASME Y14.5M		chr	Justin Chen	2017/11/29	appr	Heaven Chen			2017/11/30	product family				ExaMAX				
surface	- 	linear	0.X	±.3	Amphenol FCi	title				ExaMAX R.A. HEADER				dwg no	10125287		rev	B
			0.XX	±.10														
			0.XXX	±.050														
		angular	0°	±.050		cat. no.				SEE TABLE	Product - Customer Drw				sheet 1 of 11			

PDS: Rev :B

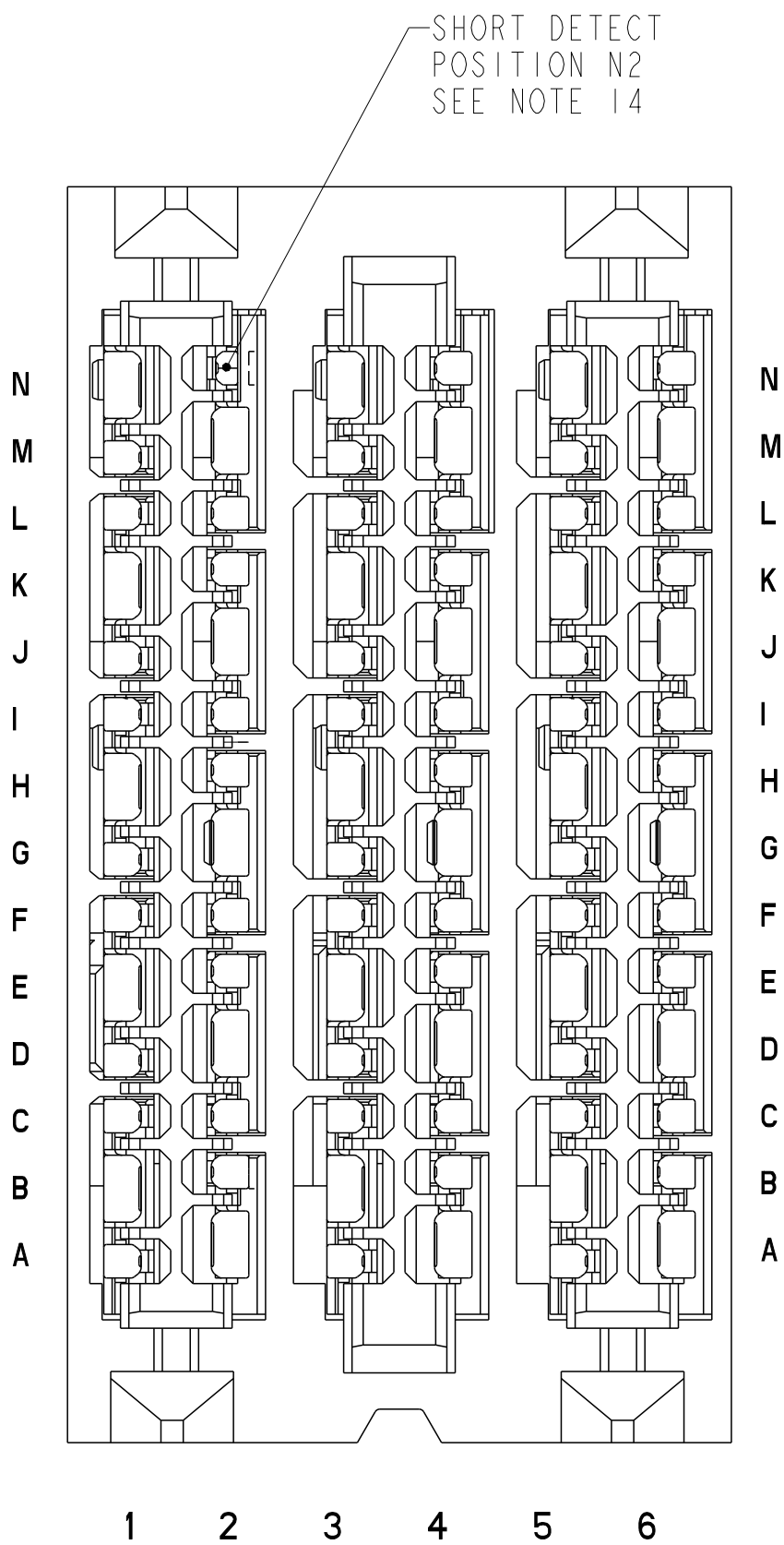
STATUS:Released

Printed: Dec 02, 2017



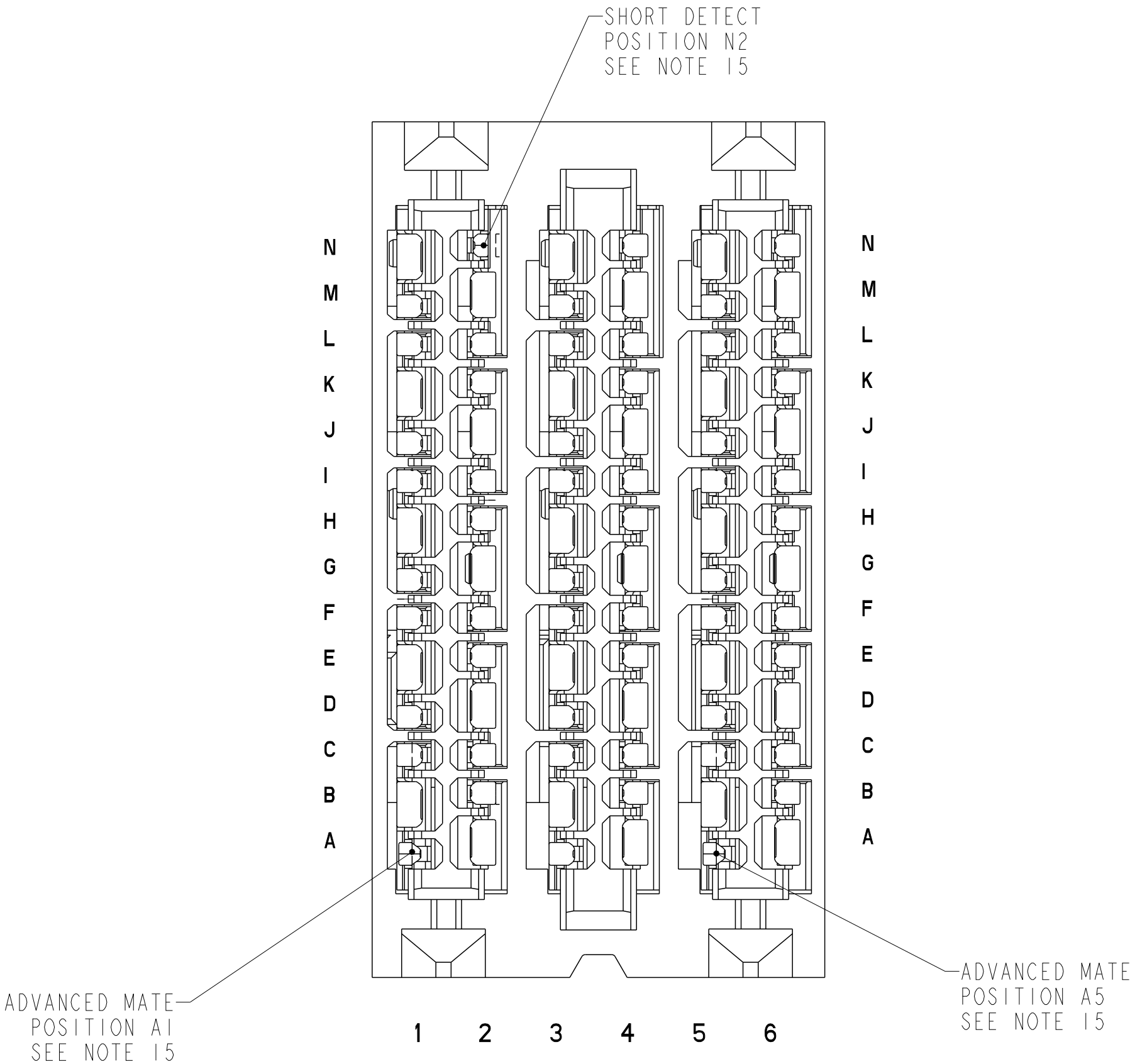
10125287-201LF  
ADVANCED MATE CONNECTOR  
ADVANCED MATE POSITIONS ARE POSITIONS A1 AND A5 ONLY  
FOR ALL OTHER DIMENSIONS SEE 10125287-101LF ON SHEET 1

spec ref				---		dr		N Eppley		2013/04/24		projection		<div>MM</div>		size		A2		scale		8:1									
tolerance std				ASME Y14.5M		eng		Peng-Bing Fu		2017/11/08		<div></div>		<div></div>		ecn no		ELX-DG-28221-1													
TOLERANCES UNLESS OTHERWISE SPECIFIED						chr		Justin Chen		2017/11/29		product family				ExaMAX				rel level				Released							
						appr		Heaven Cen		2017/11/30																					
surface		- <div>✓</div>		linear		0.X 0.XX 0.XXX		±.3 ±.10 ±.050		Amphenol FCi		title		ExaMAX R.A. HEADER ASS'Y, 4 PR, 84 POS, 6 IMLA, 11.9 MM										dwg no		10125287		rev		B	
				angular		0°		±°				cat. no.		SEE TABLE		Product - Customer Drw										sheet 2 of 11					






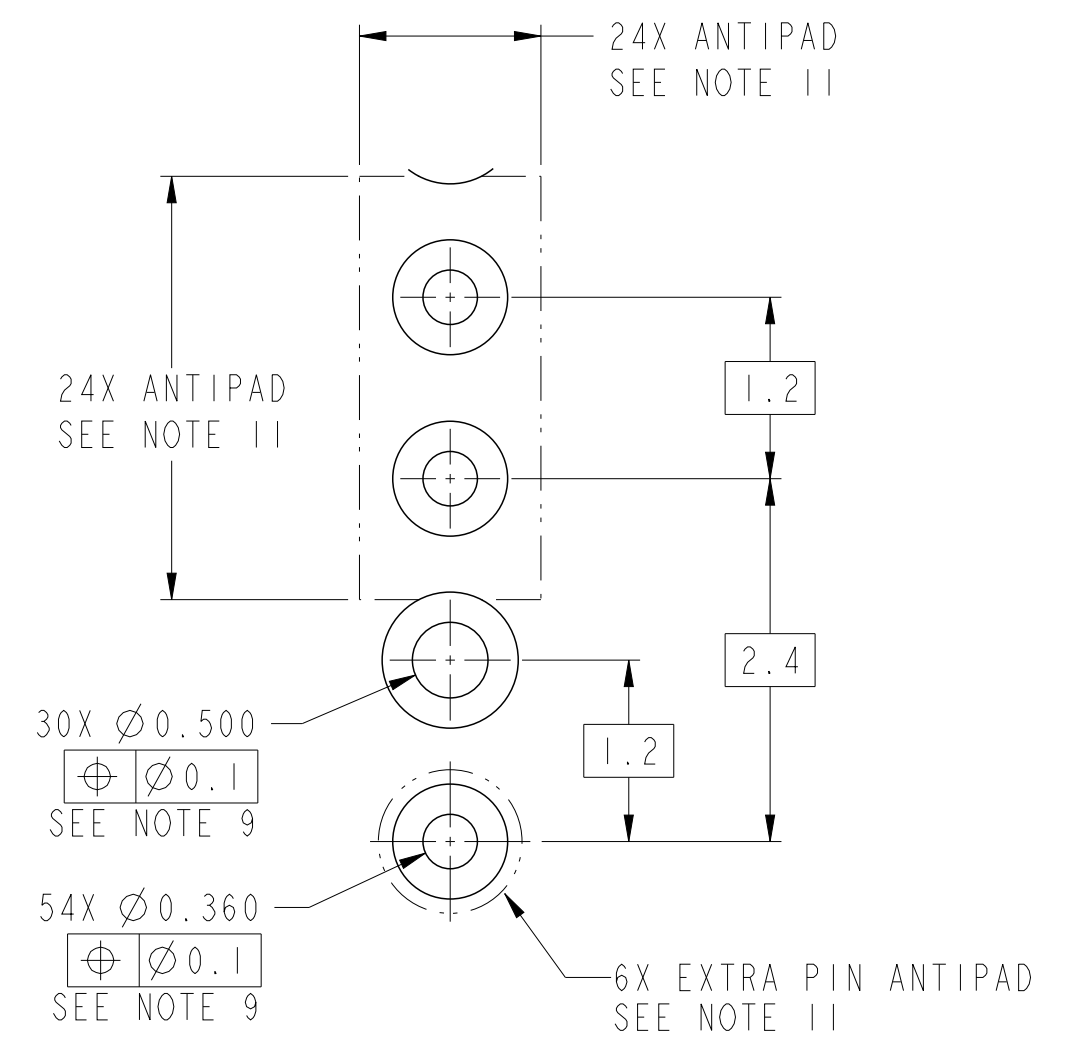
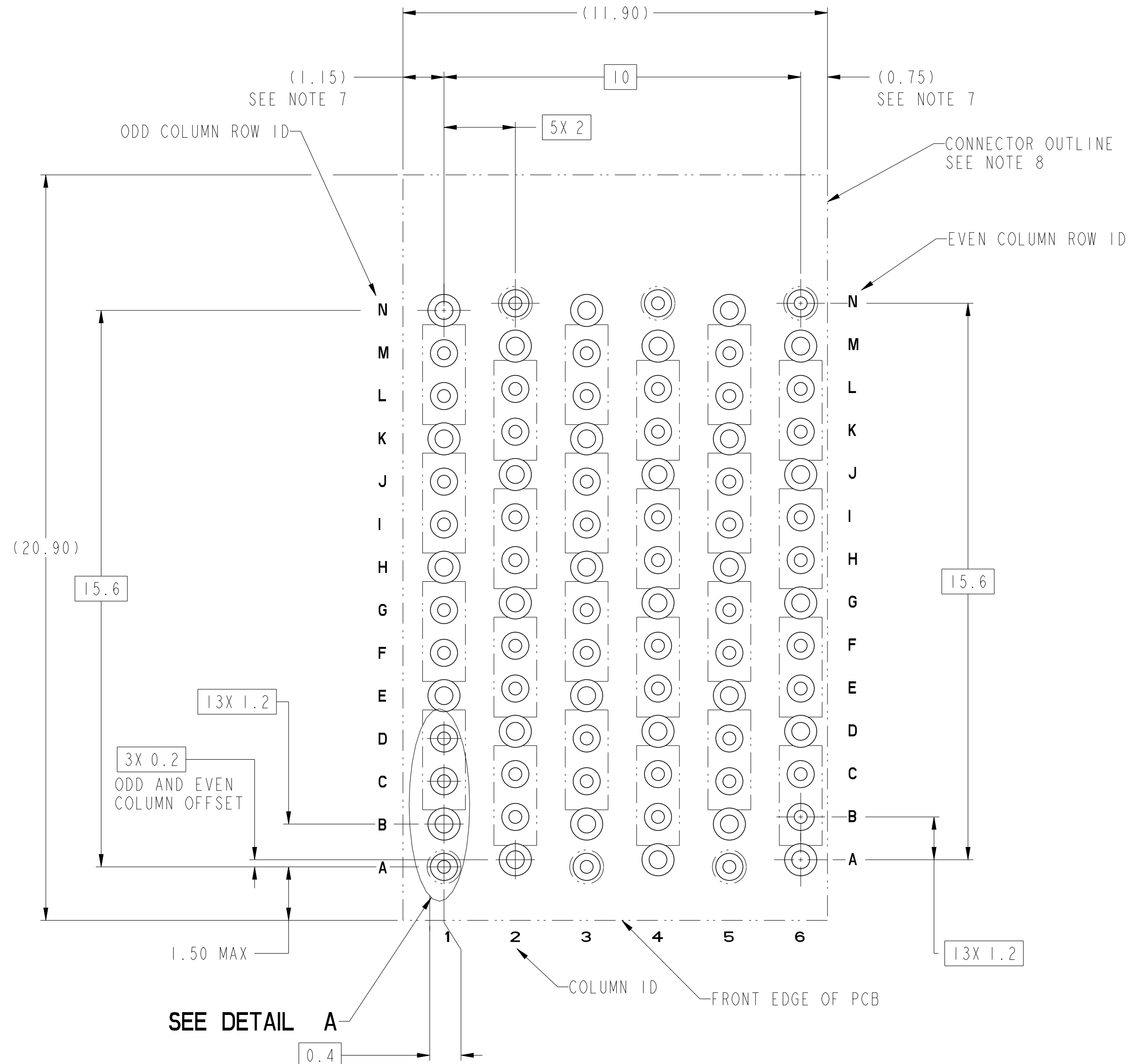
10125287-301LF  
SHORT DETECT CONNECTOR  
SHORT DETECT POSITIONS IS N2 ONLY  
FOR ALL OTHER DIMENSIONS SEE 10125287-101LF ON SHEET 1

spec ref ---				dr N Eppley2013/04/24		projection		MM		size A2		scale 8:1			
tolerance std		TOLERANCES UNLESS OTHERWISE SPECIFIED		eng Peng-Bing Fu2017/11/08						ecn no ELX-DG-28221-1		rel level Released			
ASME Y14.5M				chr Justin Chen2017/11/29											
				appr Heaven Cen2017/11/30											
						product family		ExaMAX							
surface - 		linear		0.X ±.3 0.XX ±.10 0.XXX ±.050		Amphenol FCI		title ExaMAX R.A. HEADER ASS'Y, 4 PR, 84 POS, 6 IMLA, 11.9 MM		dwg no 10125287		rev B			
		angular 0° ±°				cat. no.		SEE TABLE		Product - Customer Drw		sheet 3 of 11			



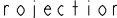


10125287-401LF  
ADVANCED MATE/SHORT DETECT CONNECTOR  
ADVANCED MATE POSITIONS ARE POSITIONS A1 AND A5 ONLY  
SHORT DETECT POSITIONS IS N2 ONLY  
FOR ALL OTHER DIMENSIONS SEE 10125287-101LF ON SHEET 1

spec ref ---				dr N Eppley2013/04/24		projection		MM		size A2		scale 8:1			
tolerance std		TOLERANCES UNLESS OTHERWISE SPECIFIED		eng Peng-Bing Fu2017/11/08						ecn no ELX-DG-28221-1					
ASME Y14.5M				chr Justin Chen2017/11/29											
				appr Heaven Cen2017/11/30											
						product family		ExaMAX		rel level		Released			
surface - 		linear		0.X ±.3 0.XX ±.10 0.XXX ±.050		Amphenol FCI		title ExaMAX R.A. HEADER ASS'Y, 4 PR, 84 POS, 6 IMLA, 11.9 MM		dwg no 10125287		rev B			
angular		0° ±°				cat. no.		SEE TABLE		Product - Customer Drw		sheet 4 of 11			



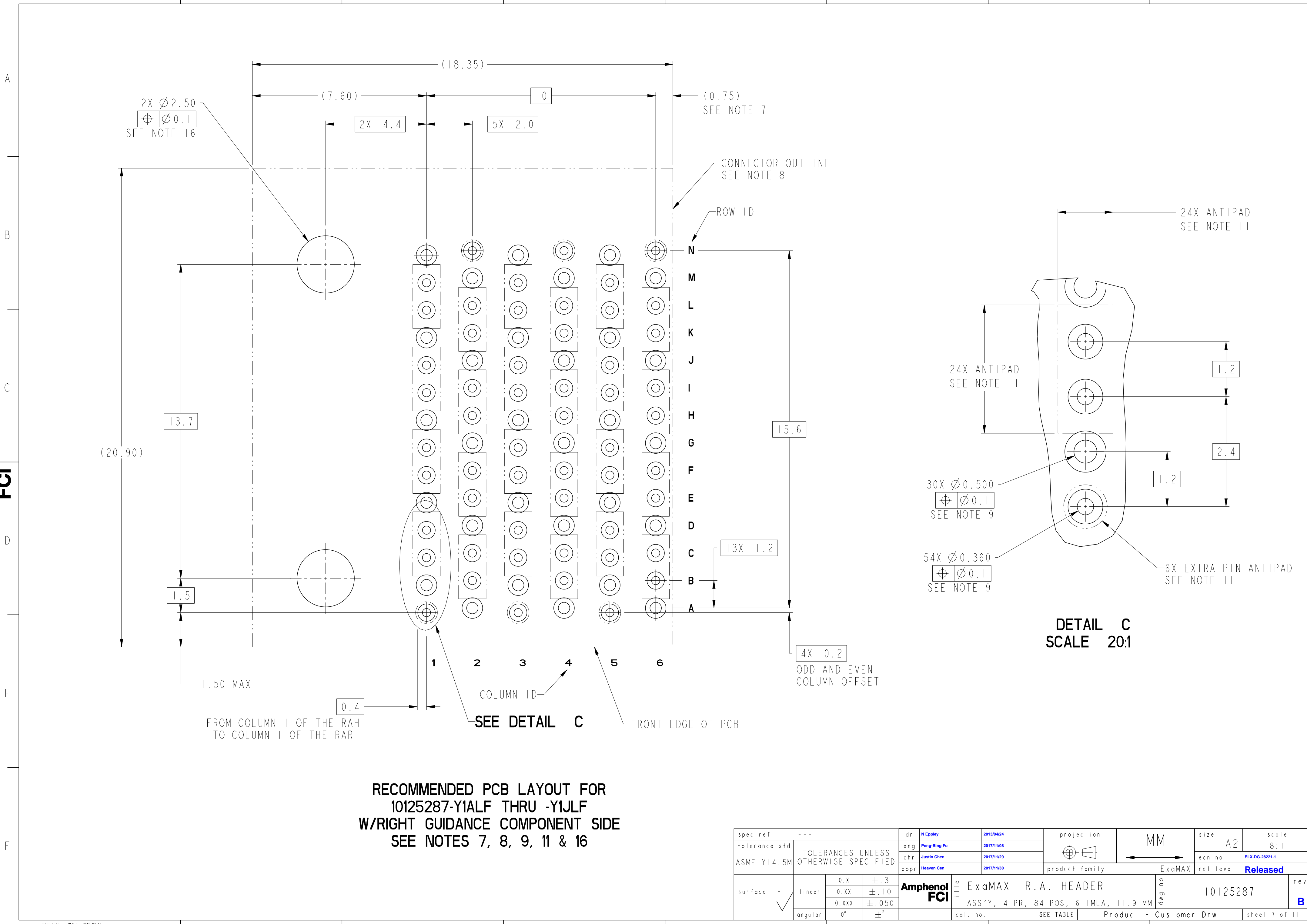
DETAIL A  
SCALE 20:1

RECOMMENDED PCB LAYOUT  
10125287-Y01LF COMPONENT SIDE  
SEE NOTES 7, 8, 9 & 11  
SCALE 10:1



spec ref		---		dr		N Eppley		2013/04/24		projection		MM		size		A2		scale		1:1									
tolerance std		TOLERANCES UNLESS OTHERWISE SPECIFIED		eng		Peng-Bing Fu		2017/11/08						ecn no		ELX-DG-28221-1													
ASME Y14.5M				chr		Justin Chen		2017/11/29						rel level		Released													
				appr		Heaven Cen		2017/11/30		product family		ExaMAX																	
surface - 		linear 0.X ±.3 0.XX ±.10 0.XXX ±.050 angular 0° ±.		Amphenol FCI		title		ExaMAX R.A. HEADER										dwg no		10125287						rev		B	
						cat. no.		SEE TABLE		Product -		Customer Drw						sheet 5 of 11											
						ASS'Y, 4 PR, 84 POS, 6 IMLA, 11.9 MM																							





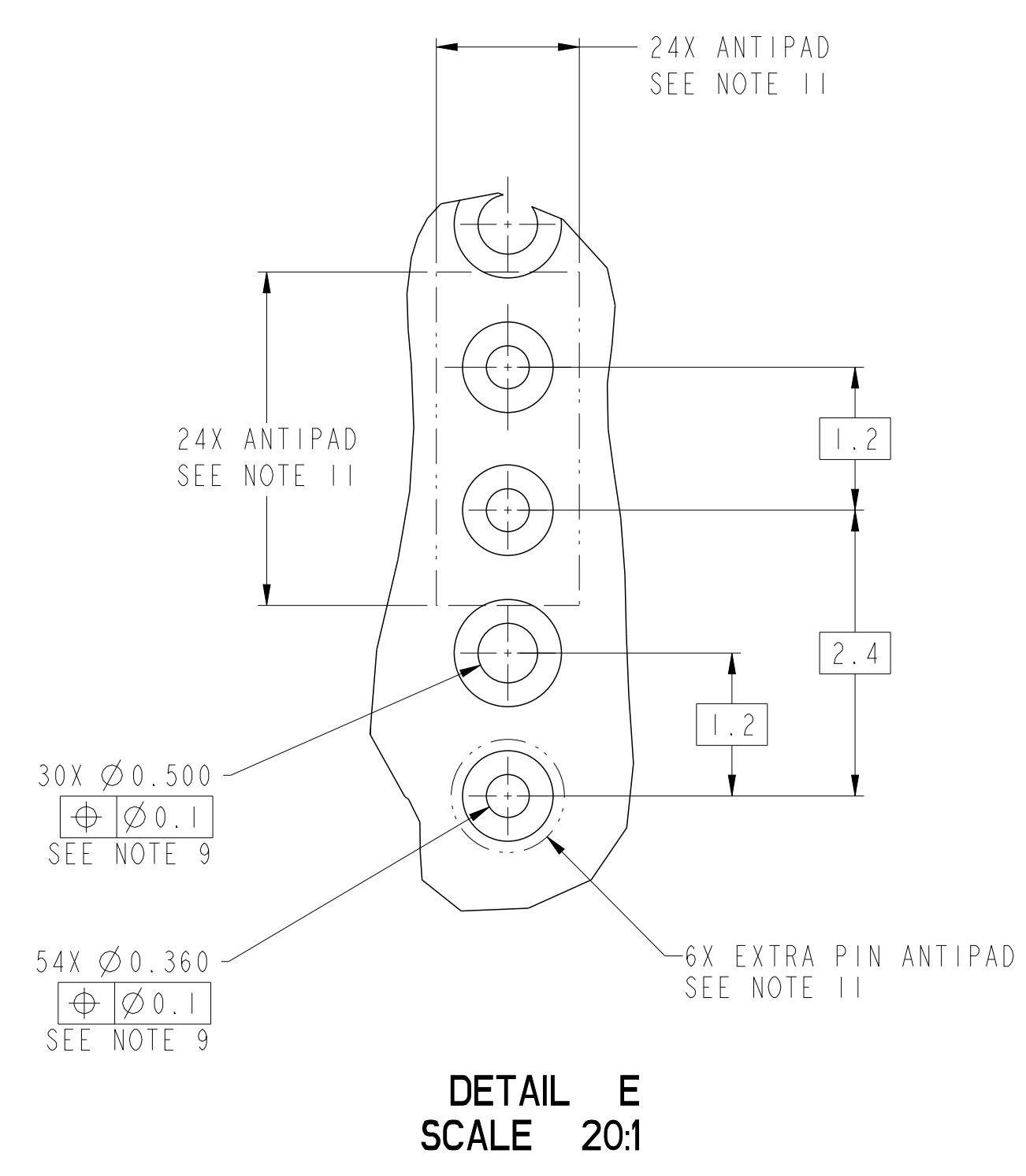
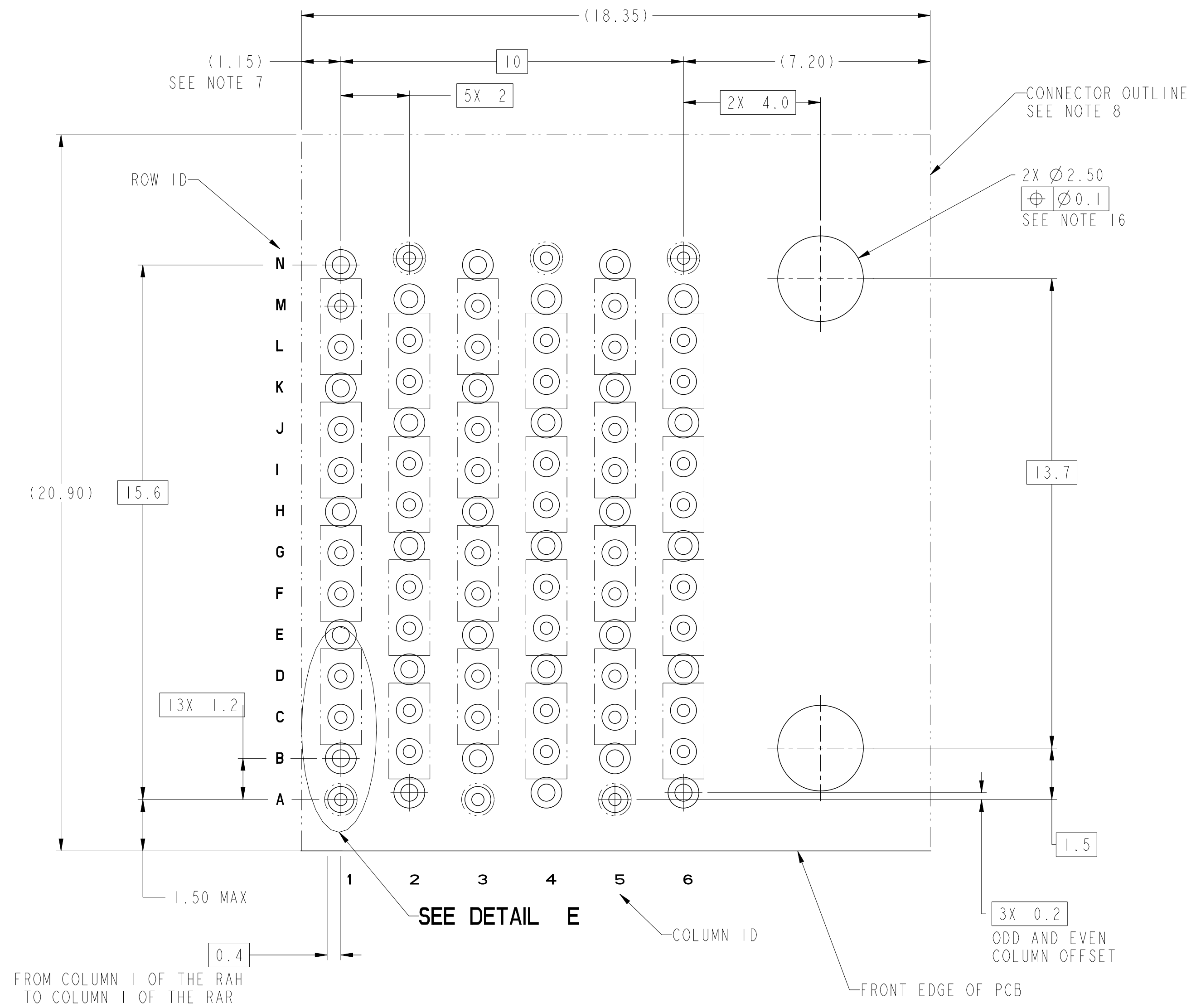


RECOMMENDED PCB LAYOUT FOR  
10125287-Y1ALF THRU -Y1JLF  
W/RIGHT GUIDANCE COMPONENT SIDE  
SEE NOTES 7, 8, 9, 11 & 16

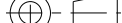


spec ref		---		dr		N Eppley		2013/04/24		projection		MM		size		scale									
tolerance std		TOLERANCES UNLESS OTHERWISE SPECIFIED		eng		Peng-Bing Fu		2017/11/08						A2		8:1									
ASME Y14.5M				chr		Justin Chen		2017/11/29						ecn no		ELX-DG-28221-1									
appr				Heaven Cen		2017/11/30		product family						ExaMAX		rel level		Released							
surface		-		linear		0.X		±.3		Amphenol FCI		title		ExaMAX R.A. HEADER		dwg no		10125287		rev					
		0.XX		±.10		0.XXX		±.050														ASS'Y, 4 PR, 84 POS, 6 IMLA, 11.9 MM		B	
		angular		0°		±°		cat. no.														SEE TABLE		Product - Customer Drw	





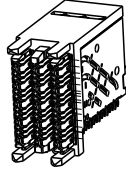
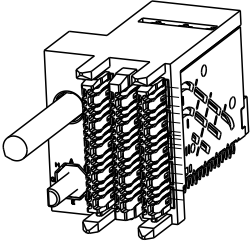
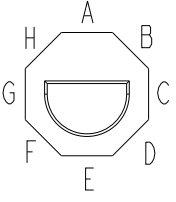
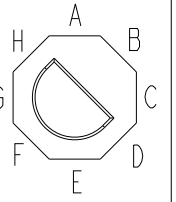
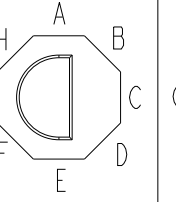
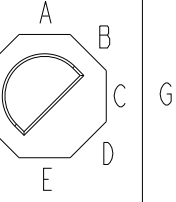
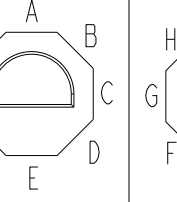
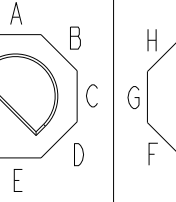
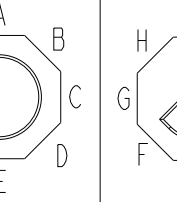
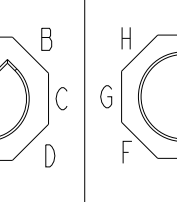
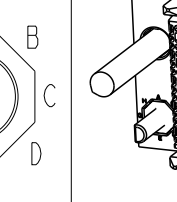
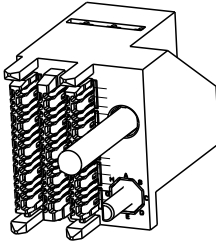
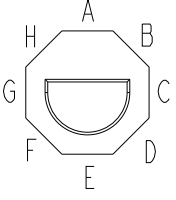
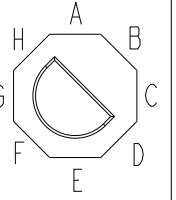
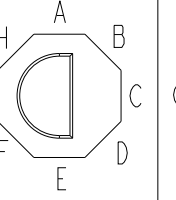
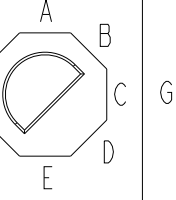
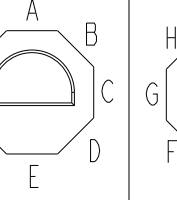
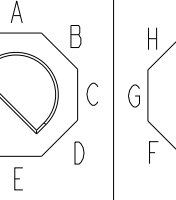
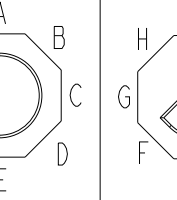
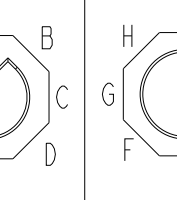
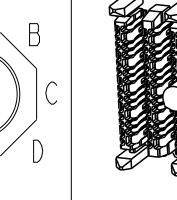


RECOMMENDED PCB LAYOUT FOR  
10125287-Y2ALF THRU -Y2JLF  
W/LEFT GUIDANCE COMPONENT SIDE  
SEE NOTES 7, 8, 9, 11 & 16

spec ref				---		dr		N Eppley		2013/04/24		projection		MM		size		scale							
tolerance std				ASME Y14.5M		eng		Peng-Bing Fu		2017/11/08						A2		8:1							
TOLERANCES UNLESS OTHERWISE SPECIFIED						chr		Justin Chen		2017/11/29						ecn no				ELX-DG-28221-1					
						appr		Heaven Cen		2017/11/30						product family				ExaMAX				rel level	
surface		- 		linear		0.X		±.3		Amphenol FCI		title		ExaMAX R.A. HEADER				dwg no		10125287		rev		B	
						0.XX		±.10				ASS'Y, 4 PR, 84 POS, 6 IMLA, 11.9 MM													
						0.XXX		±.050																	
				angular		0°		±°				cat. no.		SEE TABLE		Product - Customer Drw				sheet 9 of 11					

10125287 - Y Y Y L F

ASSEMBLY PART NUMBER	DESCRIPTION
10125287-1YYLF	STANDARD MATE
10125287-2YYLF	ADVANCED MATE
10125287-3YYLF	SHORT DETECT
10125287-4YYLF	ADVANCED MATE & SHORT DETECT

MODULE DESCRIPTION	DESIGNATION REPRESENTED IN DASH NUMBER									BASE MODULE
STANDARD NO GUIDANCE (SEE SHEET 1)	01									
RIGHT GUIDANCE MODULE (SEE SHEET 6)	1A	1B	1C	1D	1E	1F	1G	1H	1J (NO KEY)	
										
LEFT GUIDANCE MODULE (SEE SHEET 8)	2A	2B	2C	2D	2E	2F	2G	2H	2J (NO KEY)	
										

spec ref		---		dr		N Eppley		2013/04/24		projection				size		A2		scale		1:1											
tolerance std		ASME Y14.5M		TOLERANCES UNLESS OTHERWISE SPECIFIED		eng		Peng-Bing Fu		2017/11/08				ecn no		ELX-DG-28221-1															
						chr		Justin Chen		2017/11/29				rel level		Released															
						appr		Heaven Cen		2017/11/30				product family		ExaMAX															
surface		-		linear		0.X		±.3				title		ExaMAX R.A. HEADER										dwg no		10125287		rev		B	
						0.XX		±.10				ASS'Y, 4 PR, 84 POS, 6 IMLA, 11.9 MM																			
						0.XXX		±.050																							
				angular		0°		±°				cat. no.		SEE TABLE		Product - Customer Drw										sheet 10 of 11					

Amphenol  
FCi

© 2016 AFCi

NOTES:

1

CONNECTOR MATERIALS:  
HOUSING: HIGH TEMP THERMOPLASTIC, BLACK, UL94-V0  
IMLA PLASTIC: HIGH TEMP THERMOPLASTIC, BLACK, UL94-V0  
CONTACT: COPPER ALLOY  
ORGANIZER: HIGH TEMP THERMOPLASTIC, BLACK, UL94-V0

2

CONTACT PLATING:  
SEPARABLE INTERFACE:  
PERFORMANCE-BASED PLATING, QUALIFIED TO MEET THE  
REQUIREMENTS OF FCI PRODUCT SPECIFICATION GS-12-1096  
INCLUDING TELCORDIA GR-1217-CORE (NOVEMBER 1995)  
CENTRAL OFFICE TEST SEQUENCE  
  
PRESS-FIT TAILS: TIN OVER NICKEL (LEAD FREE)

3

PRODUCT SPECIFICATION: GS-12-1096

4

APPLICATION SPECIFICATION: GS-20-0361

5

PACKAGING MEETS GS-14-920 LEAD FREE LABELING SPECIFICATION.

6

PRODUCT MARKING, (PROTOTYPE, PART NUMBER & LOT CODE), ON THIS SURFACE.

7

THE MINIMUM VIA SPACING BETWEEN STACKED CONNECTORS WILL BE 2.0 mm  
OR 3.0 mm AS DEFINED BY NOTE 7 ON THE MATING RECEPTACLE CUSTOMER  
DRAWING. REFER TO THE APPLICATION SPECIFICATION FOR DETAILS.

8

CONNECTOR OUTLINE MAY BE SCREEN PRINTED ONTO CUSTOMER PCB TO  
BE USED AS A GUIDE FOR MANUAL CONNECTOR PLACEMENT.

9

REFER TO CUSTOMER DRAWING 10119933 FOR INFORMATION  
ON PCB HOLE DIAMETERS AND PLATING OPTIONS

10

THIS PRODUCT MEETS THE EUROPEAN UNION DIRECTIVES &  
OTHER COUNTRY REGULATIONS AS DESCRIBED IN GS-47-0004

11

REFER TO ROUTING GUIDE GS-20-0511 FOR RECOMMENDATIONS  
ON OPTIMIZATION OF FOOTPRINT AND TRACE ROUTING LAYOUT.

12

THE HOUSING WILL WITHSTAND EXPOSURE TO 260°C PEAK  
TEMPERATURE FOR 10-30 SECONDS IN A CONVECTION, INFRA-RED  
OR VAPOR PHASE REFLOW OVEN.

13

THE ADVANCED MATE HEADER, 10125287-2YYLF, WHEN MATED  
WITH AN ADVANCED MATE RECEPTACLE WILL PROVIDE 2 PAIRS  
OF MATING CONTACTS THAT MATE 0.75MM BEFORE THE  
REMAINDER OF THE SIGNAL AND GROUND CONTACTS.

14

THE SHORT DETECT HEADER, 10125287-3YYLF, WHEN MATED  
WITH A STANDARD MATE RECEPTACLE WILL PROVIDE 1 PAIR  
OF MATING CONTACTS THAT MATE 1.00 MM AFTER THE  
REMAINDER OF THE SIGNAL AND GROUND CONTACTS.

15

THE ADVANCED MATE/SHORT DETECT HEADER, 10125287-4YYLF, WHEN MATED  
WITH AN ADVANCED MATE RECEPTACLE WILL PROVIDE 2 PAIRS OF MATING  
CONTACTS THAT MATE 0.75 MM BEFORE THE REMAINDER OF THE SIGNAL AND  
GROUND CONTACTS AND 1 PAIR OF MATING CONTACTS THAT MATE 1.00 MM  
AFTER THE REMAINDER OF THE SIGNAL AND GROUND CONTACTS.

16

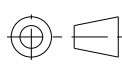
FOR CONNECTORS WITH EITHER A RIGHT OR LEFT GUIDE MODULE, TWO PHILLIPS PAN HEAD M2  
HOLD-DOWN SCREWS MUST BE USED TO SECURE THE CONNECTOR TO THE PCB. THE SCREW LENGTH  
SHALL BE 2.0-6.0MM PLUS THE THICKNESS OF THE PCB. SCREWS ARE NOT PROVIDED WITH CONNECTOR.

17

LEFT / RIGHT INTEGRATED GUIDE ORIENTATION IS DETERMINED BY THE LOCATION OF THE GUIDE  
FEATURES WHEN LOOKING AT THE MATING FACE OF THE RIGHT ANGEL RECEPTACLE. THE LEFT / RIGHT  
DESIGNATION OF THE MATING HEADER IS DEFINED BY THE RIGHT ANGEL RECEPTACLE THAT IT MATES  
WITH ( i. e. A RIGHT GUIDE RIGHT ANGEL HEADER MATES WITH A RIGHT ANGEL RECEPTACLE.)

18

ALL GROUND CONTACTS ARE COMMONED WITHIN A COLUMN.

spec ref	---	dr	N'Eppley	2013/04/24	projection		size	A2	scale	1:1
tolerance std	ASME Y14.5M	eng	Peng-Bing Fu	2017/11/08	chr	Justin Chen	ecn no	ELX-DG-28221-1		
		appr	Heaven Cen	2017/11/30	product family		ExaMAX		rel level	Released
surface	linear	0.X	±.3	Amphenol FCi	title	ExaMAX R.A. HEADER ASS'Y, 4 PR, 84 POS, 6 IMLA, 11.9 MM		dwg no	10125287	
		0.XX	±.10							
		0.XXX	±.050							
angular	0°	±°	cat. no.		SEE TABLE	Product - Customer Drw		sheet 11 of 11		

PDS: Rev :B

STATUS:Released

Printed: Dec 02, 2017