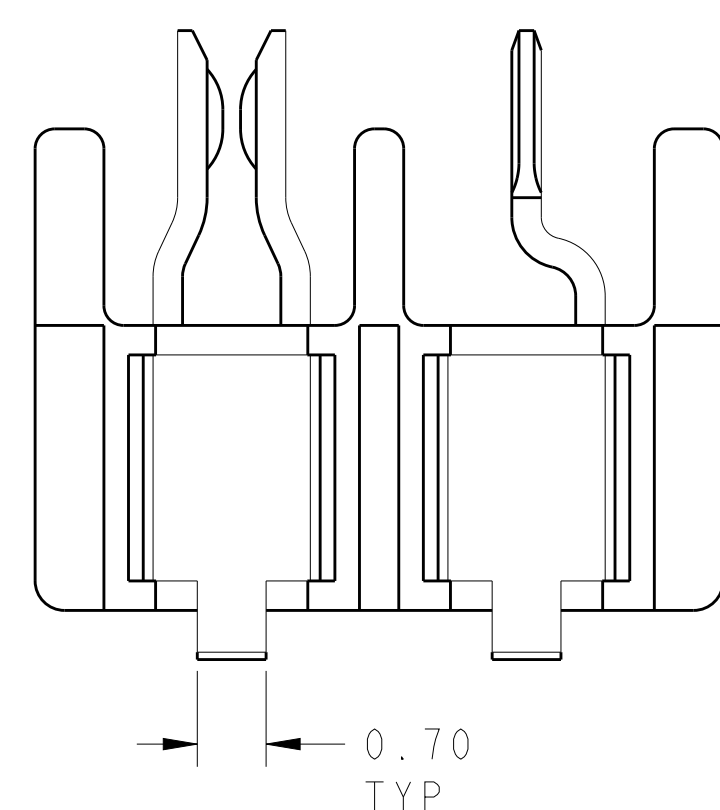
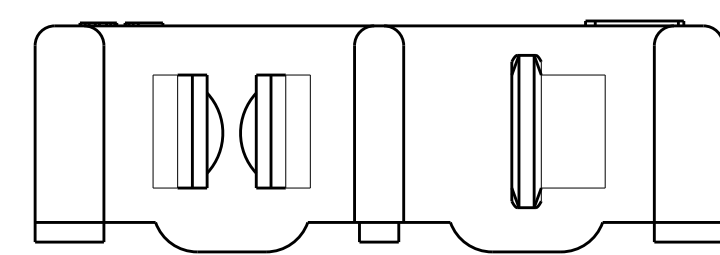
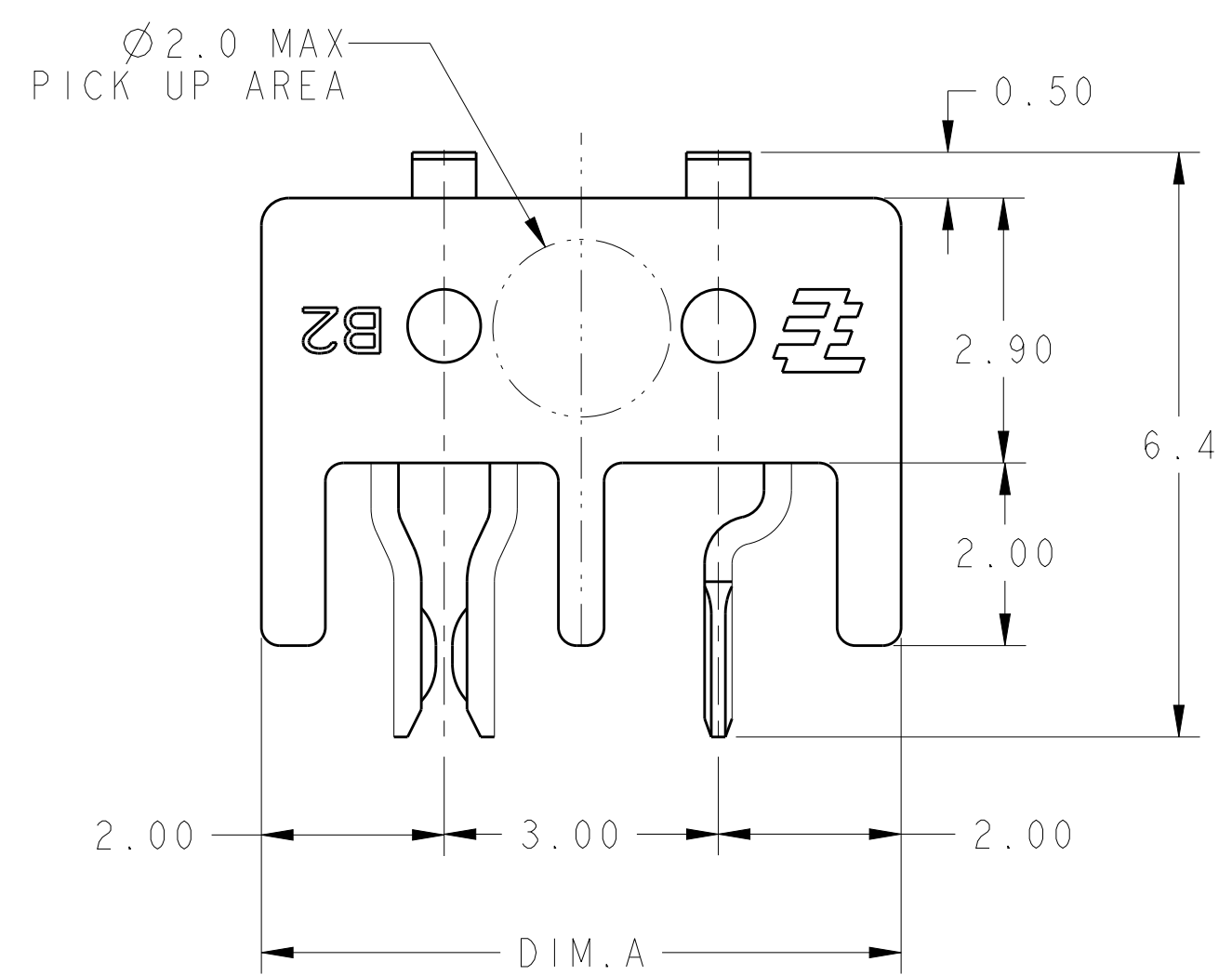


D

C

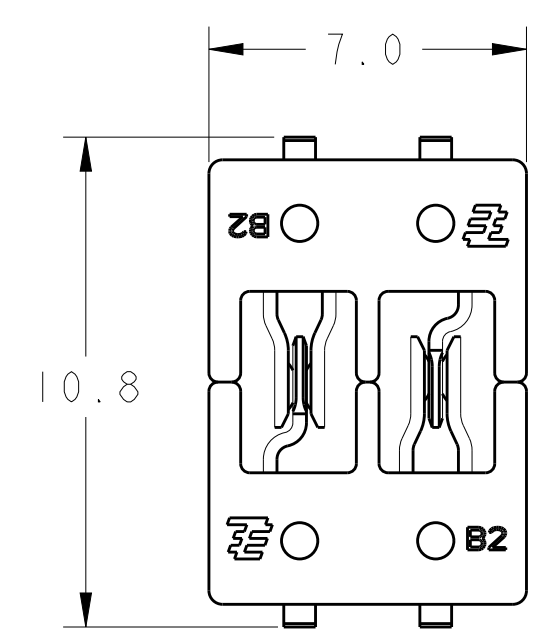
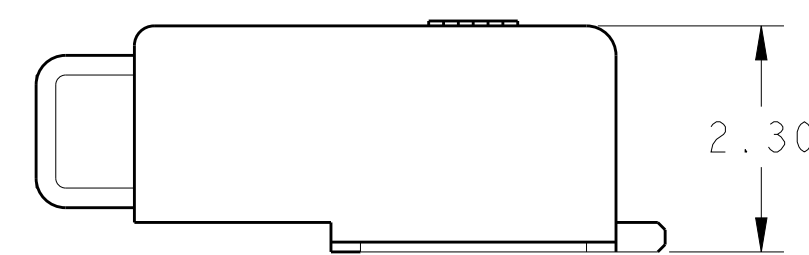
B

A

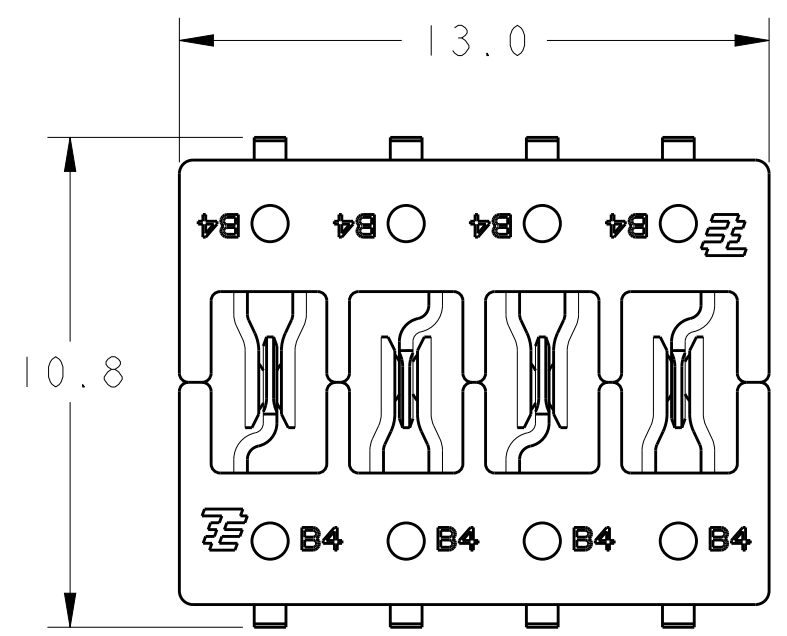


NOTES:

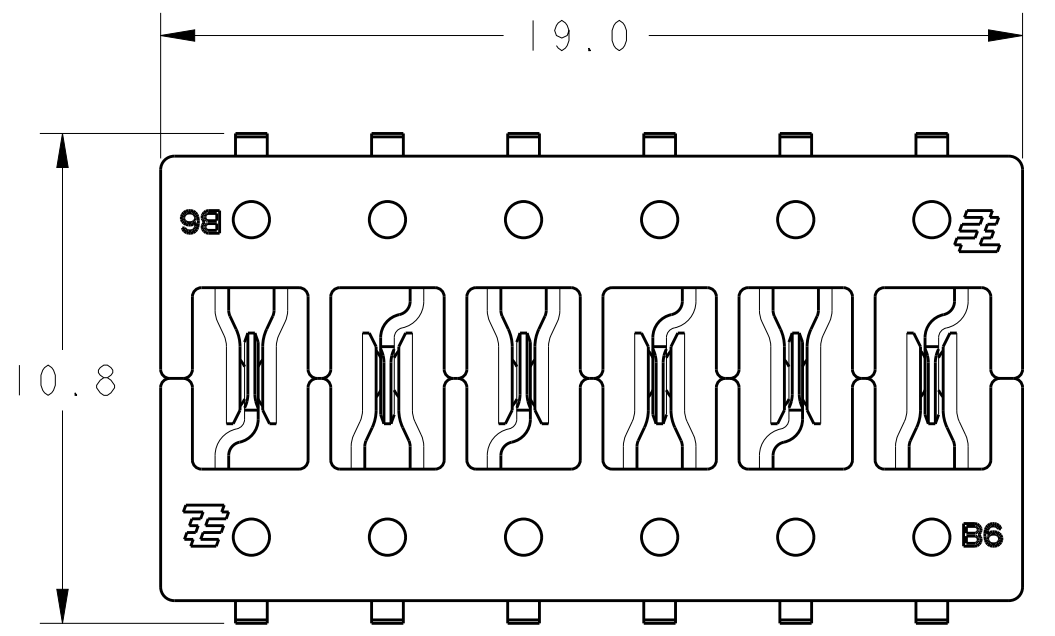
1. PACKAGED IN TAPE AND REEL PER IEA-481 SPECIFICATIONS.
2. MATERIAL AND FINISH:
 - HOUSING: THERMAL PLASTIC
 - PIN CONTACT:BRASS
 - SOCKET CONTACT:COPPER ALLOY
 - FINISH:TIN OVER NICKEL.
3. SUITABLE FOR SMT PROCESS.
4. TO ENSURE THE FUNCTION OF THE MINIATURE HERMAPHRODITIC B-B CONNECTORS, THE PCB WITH MINIATURE HERMAPHRODITIC B-B CONNECTORS SHOULD BE FIXED ON THE HEAT SINK OR SOME OTHER RIGID SUBSTRATE. CUSTOMER CAN USE SCREW (SHOW AS APPLICATION VIEW), GLUE, OR SOME OTHER METHOD TO FIX THE PCBs. FOR DETAIL PLEASE REFER TO INSTRUCTION SHEET 411-106013



1971567-1(2 MATING PARTS)
SCALE 6:1

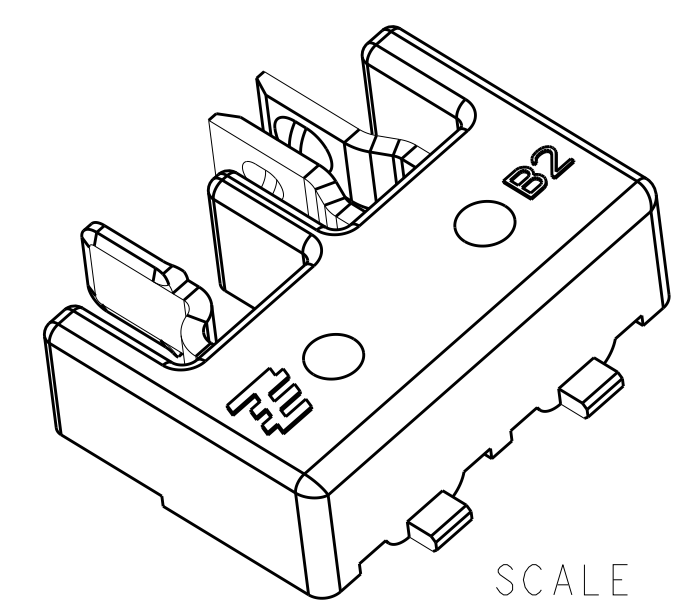


1971567-2(2 MATING PARTS)
SCALE 6:1

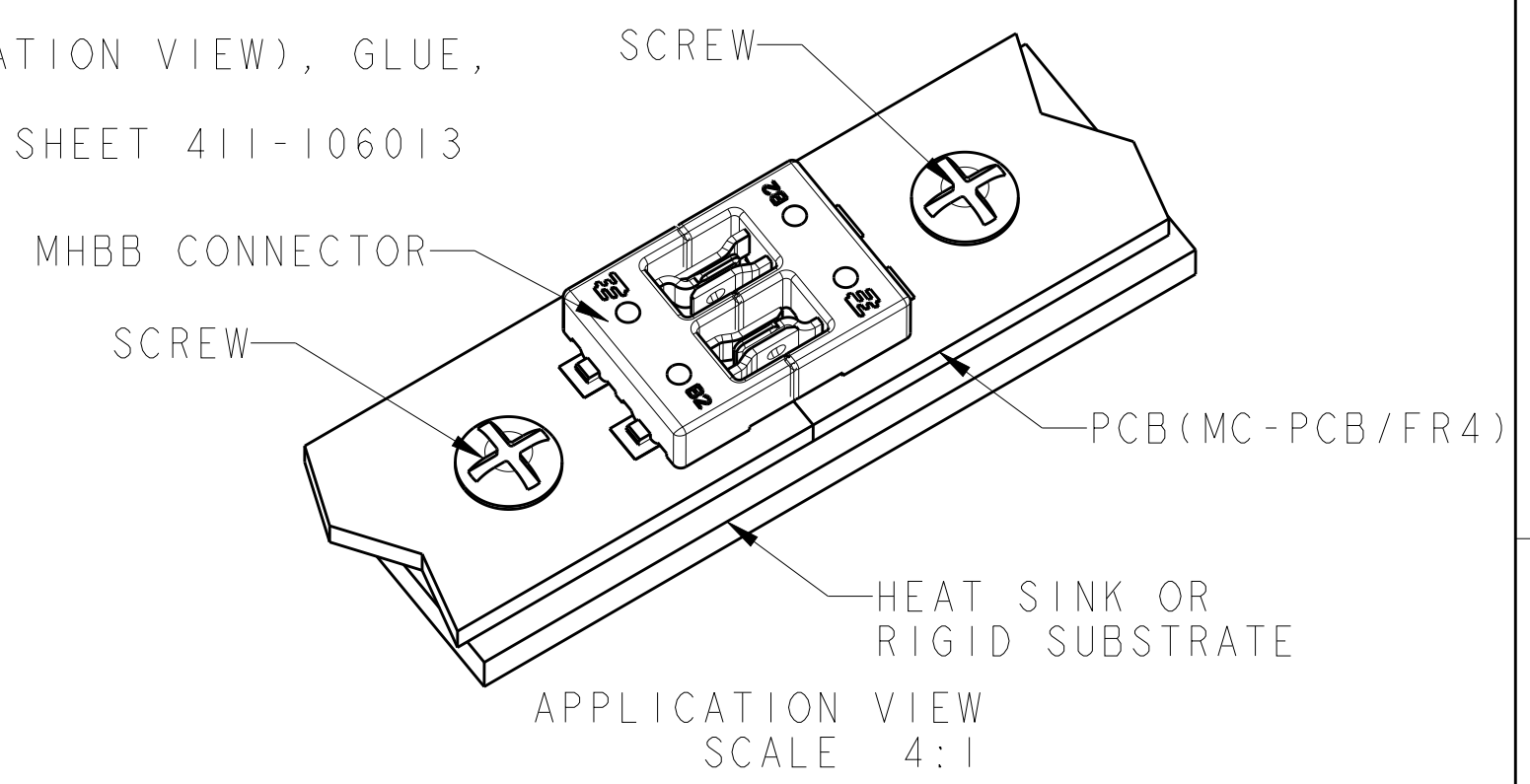


1971567-3(2 MATING PARTS)
SCALE 6:1

REVISIONS						
LOC	DIST	P	LTR	DESCRIPTION	DATE	DWN APVD
-	-		B	ECR-10-011153	27APR2010	K.J J.Z
			C	ECR-11-000286	6JAN2011	K.J X.X
			D	ECR-11-009157	3MAY2011	K.J X.X
			E	REVISED PER ECR-12-008975	26JUL2012	RS DD



SCALE 10:1



NATURAL	6P	19.0	1971567-3
NATURAL	4P	13.0	1971567-2
NATURAL	2P	7.0	1971567-1
COLOR	POSITION	DIM A	PART NO

THIS DRAWING IS A CONTROLLED DOCUMENT.

DIMENSIONS:
mm

TOLERANCES UNLESS OTHERWISE SPECIFIED:
0 PLC ±
1 PLC ±0.5
2 PLC ±0.13
3 PLC ±0.013
4 PLC ±0.0001
ANGLES ±
FINISH

MATERIAL
-

DWN KEVIN JIANG 23MAY2011

CHK TRACY TAO 23MAY2011

APVD XIANG XU 23MAY2011

PRODUCT SPEC
108-106050

APPLICATION SPEC
114-106050

WEIGHT
-

Customer Drawing

TE Connectivity

NAME
-

MINIATURE HERMAPHRODITIC BOARD TO BOARD CONNECTOR

SIZE
A2

CAGE CODE
00779

DRAWING NO
C-1971567

RESTRICTED TO
-

SCALE
3:1

SHEET
1

OF
2

REV
E

