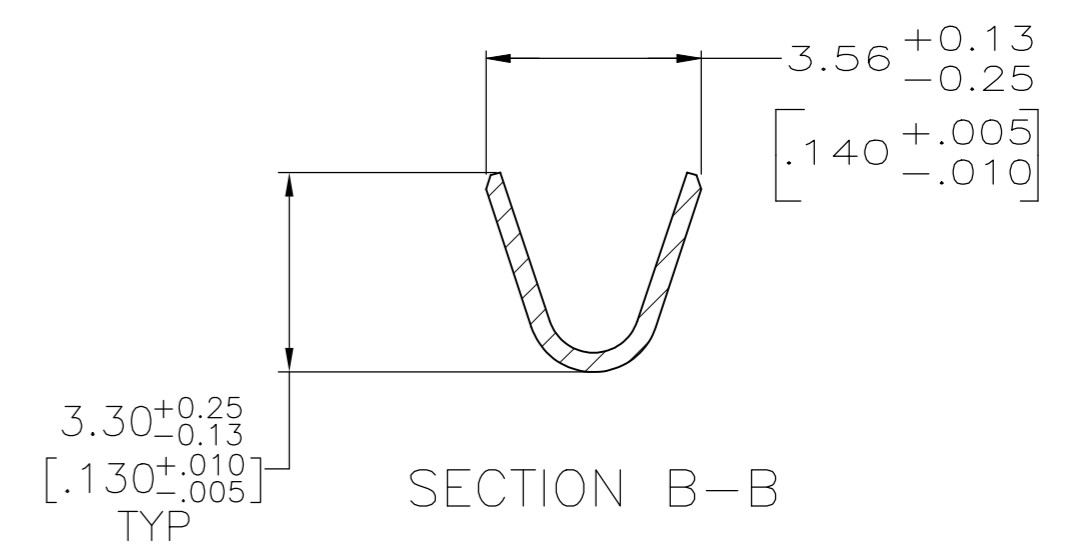
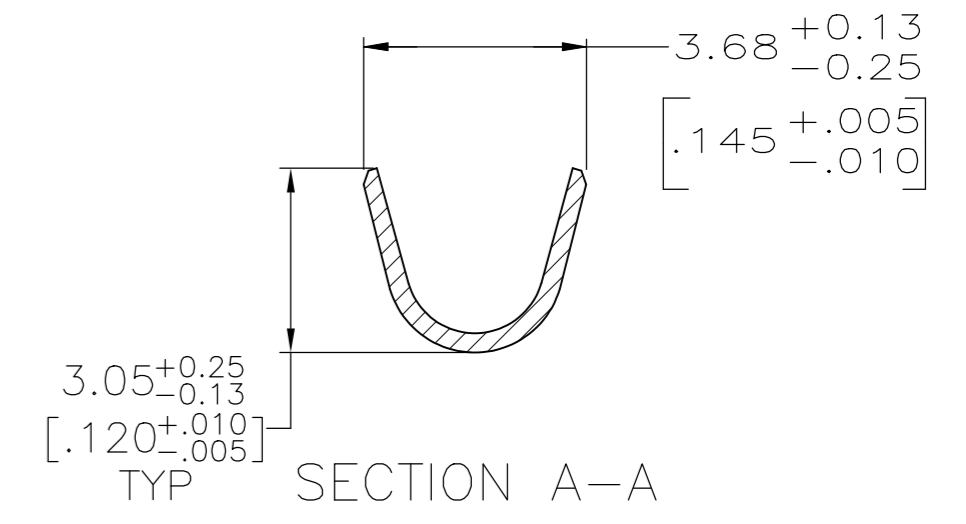
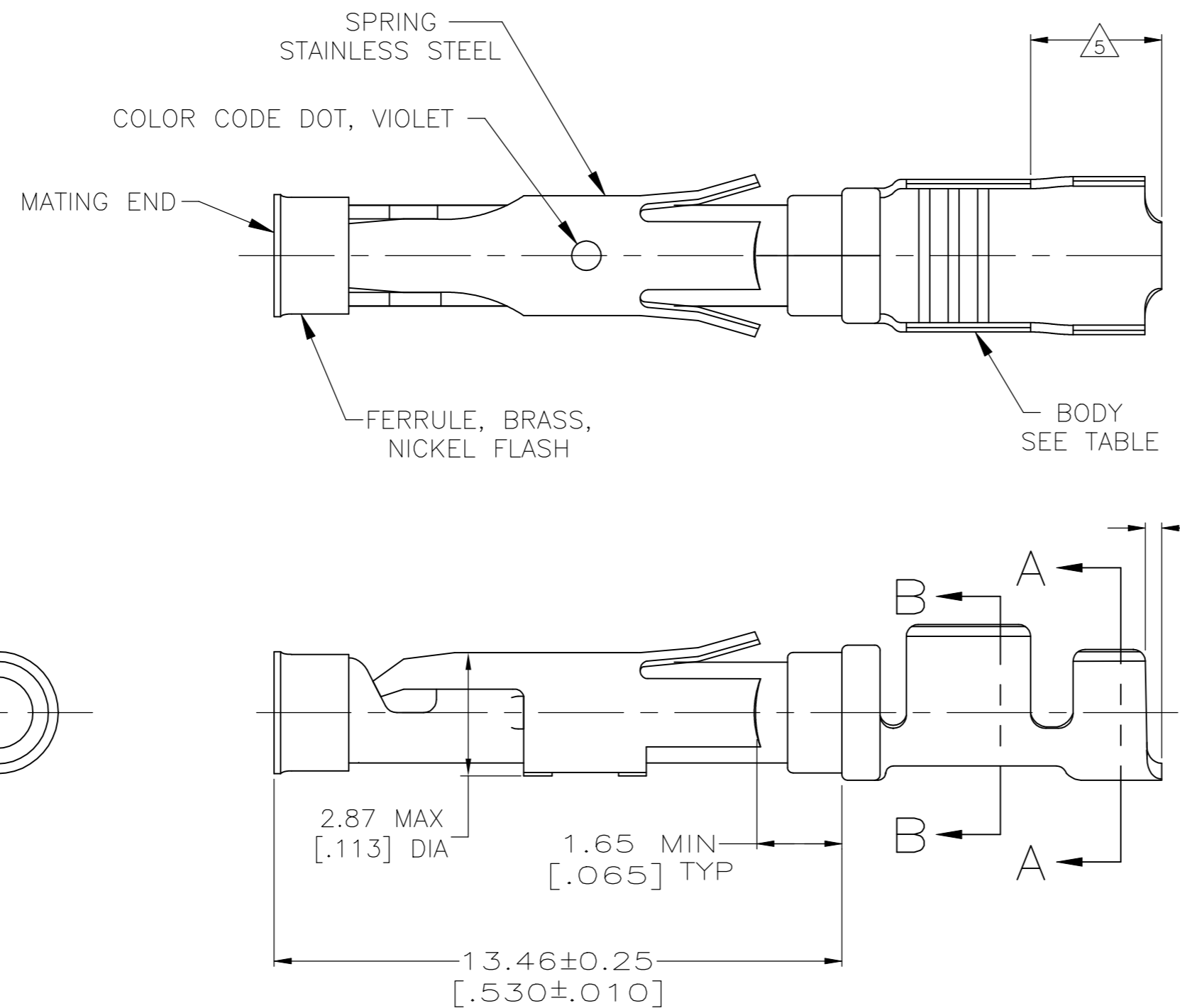


THIS DRAWING IS UNPUBLISHED. RELEASED FOR PUBLICATION
 © COPYRIGHT - By - ALL RIGHTS RESERVED.

REVISIONS					
P	LTR	DESCRIPTION	DATE	DWN	APVD
J1		REVISED PER ECO-14-001124	24JAN2014	NK	MZ
J2		REVISED PER ECO-18-006394	27APR2018	RS	MZ



- 1 0.76µm [.000030] MIN GOLD PER MIL-G-45204 ON MATING END FOR A LENGTH OF 5.08 [.200] MIN WITH GOLD FLASH ON THE REMAINDER OVER 0.76µm [.000030] MIN NICKEL PER QQ-N-290.
- 2 1.27µm [.000050] MIN TIN-LEAD PER MIL-T-10727 OVER 0.76µm [.000030] MIN NICKEL PER QQ-N-290.
- 3 0.76µm [.000030] MIN GOLD PER MIL-G-45204 ON MATING END FOR A LENGTH OF 5.08 [.200] MIN WITH A UNIFORM GRADIENT TO 0.25µm [.000010] MIN GOLD PER MIL-G-45204 ON THE REMAINDER OVER 0.76µm [.000030] MIN NICKEL PER QQ-N-290.
- 4 0.38µm [.000015] MIN GOLD PER MIL-G-45204 ON MATING END FOR A LENGTH OF 5.08 [.200] MIN WITH 1.27µm [.000050] MIN MATTE TIN PLATE IN WIRE CRIMP AREA, BOTH OVER 0.76µm [.000030] MIN NICKEL PER QQ-N-290.
- 5 GOLD PLATING NOT REQUIRED IN THIS AREA.
- 6 WIRE RANGE 18-14 AWG. INSULATION RANGE 2.03[.080]-2.54[.100].
- 7 0.38µm [.000015] MIN GOLD PER MIL-G-45204 ON MATING END FOR A LENGTH OF 5.08 [.200] MIN, 1.27µm [.000050] MIN TIN-LEAD PER MIL-T-10727 FOR A LENGTH OF 5.69 [.224] MIN ON OPPOSITE END, BOTH OVER 1.27µm [.000050] MIN NICKEL PER QQ-N-290 ON ENTIRE CONTACT.
- 8 1.27µm [.000050] MIN TIN PER MIL-T-10727 OVER 0.76µm [.000030] MIN NICKEL PER QQ-N-290.
- 9 0.76µm [.000030] MIN GOLD PER MIL-G-45204 ON MATING END FOR A LENGTH OF 5.08[.200]MIN WITH 1.27µm [.000050] MIN MATTE TIN PLATE IN WIRE CRIMP AREA, BOTH OVER 0.76µm [.000050] MIN NICKEL PER QQ-N-290.

STANDARD	8	CU-NI ALLOY	2-66358-1	1-66360-6	
STANDARD	2	CU-NI ALLOY	2-66358-0	1-66360-5	
STANDARD	1	CU-NI ALLOY	1-66358-9	1-66360-4	
SMALL PACK	8	BRASS	1-66358-6 OR 1-66358-7	1-66360-3	
STANDARD	8	BRASS	1-66358-6 OR 1-66358-7	1-66360-2	
SMALL PACK	9	BRASS	66358-4	1-66360-1	
SMALL PACK	2	BRASS	66358-2	1-66360-0	
OBSOLETE	STANDARD	7	BRASS	1-66358-5	66360-9
STANDARD	1	PHOSPHOR BRONZE	1-66358-3	66360-8	
OBSOLETE	STANDARD	2	PHOSPHOR BRONZE	1-66358-2	66360-7
STANDARD	9	BRASS	66358-4	66360-4	
STANDARD	4	BRASS	66358-3	66360-3	
STANDARD	2	BRASS	66358-2	66360-2	
STANDARD	3	BRASS	66358-1	66360-1	
PACKAGING	BODY FINISH	BODY MATERIAL	STRIP P/N REF	PART NUMBER	

THIS DRAWING IS A CONTROLLED DOCUMENT. DWN 06/03/92
 L.SIPE
 CHK W.LENKER 6-11-92
 APVD G.STEINHAUER 7-8-92
 PRODUCT SPEC
 APPLICATION SPEC

STE TE Connectivity Ltd.
 SOCKET ASSEMBLY, LOOSE PIECE, TYPE III+

SIZE A2 CAGE CODE 00779 DRAWING NO. C=66360 RESTRICTED TO -
 MATERIAL SEE CALLOUTS FINISH SEE TABLE WEIGHT CUSTOMER DRAWING SCALE 8:1 SHEET 1 of 1 REV J2