

ISOMETRIC VIEW

LEGEND

87427-****

CKT. SIZE (SEE SHEET 2).

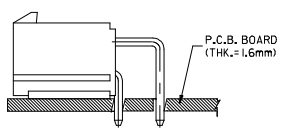
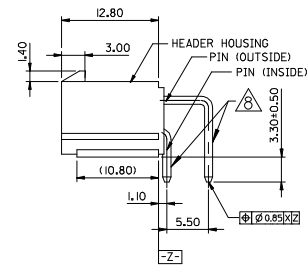
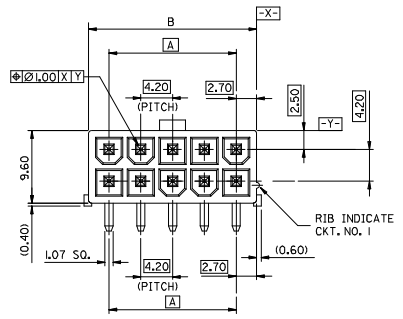
PLATING OPTIONS
 2 = NOTE

4 = NOTE

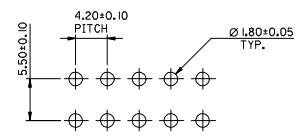
PACKAGING & COLOR OPTIONS

0 = TRAY PACKED - COLOR BEIGE
 2 = TUBE PACKED - COLOR BEIGE
 3 = TAPE & REEL PACKED - COLOR BEIGE
 7 = TRAY PACKED - COLOR BLACK

51.60±0.55	46.20	24
47.40±0.55	42.00	22
43.20±0.50	37.80	20
39.00±0.45	33.60	18
34.80±0.35	29.40	16
30.60±0.30	25.20	14
26.40±0.30	21.00	12
22.20±0.30	16.80	10
18.00±0.30	12.60	8
13.80±0.25	8.40	6
9.60±0.25	4.20	4
5.40±0.20	--	2
B	A	CKT. SIZE



RECOMMENDED INSTALLATION PATTERN

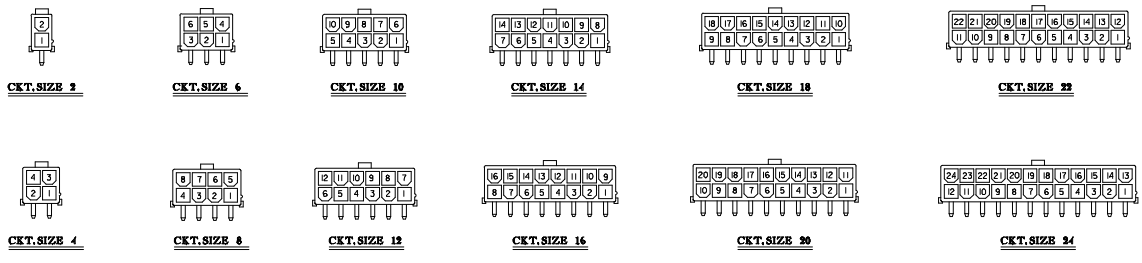


RECOMMENDED P.C.B. LAYOUT

NOTES

- MATERIALS:
 - HEADER: NYLON 46, UL94V-0, COLOR SEE LEGEND.
 - PIN: BRASS
- FINISH- PLATING OF PIN:
 MATTE TIN .00254 MIN. OVER NICKEL .00127 MIN.
- PRODUCT SPECIFICATION: PS-87427-0001.
 PACKAGING SPECIFICATION:
 TRAY PACK PER PK-87427-001
 TUBE PACK PER PK-87427-006.
 TAPE & REEL PACK PER PK-87427-009.
- MATES WITH: MINI-FIT JR. RECEPTACLE SERIES 5557.
- THESE PARTS CONFORM TO CLASS 'B' REQUIREMENTS OF COSMETIC SPECIFICATION PS-45499-002.
- THIS DIMENSION IS 4.2 ON 2 CKT PARTS.
- FORMING MARKS ARE ACCEPTABLE
- DISCOLORATION IN THE BANDOLIER CARRIER AREA OF THE PIN IS INHERENT TO THE PLATING PROCESS AND IS DUE TO THE MASKING EFFECT OF THE CARRIER. THIS DISCOLORATION IS IN A NON-FUNCTIONAL AREA OF THE PIN AND WILL NOT AFFECT THE PERFORMANCE OF THE HEADER ASSEMBLY.
- PARTS ARE NOT DESIGNED FOR CURRENT SHARING.
 1. CONNECTORS ARE NOT TO BE MATED AND UNMATED WHILE CIRCUITS ARE LIVE.

REMOVE P/N'S EC NO: UCP2013-1112 DRWN:BBEE CHKD:JBELL APPR:FSM1TH 2012/09/18 2012/09/20 2012/09/25	QUALITY SYMBOLS 	GENERAL TOLERANCES (UNLESS SPECIFIED)		DIMENSION STYLE MM ONLY		SCALE 2:1	DESIGN UNITS METRIC	THIRD ANGLE PROJECTION	
		4 PLACES ± --- ± ---	3 PLACES ± --- ± ---	2 PLACES ± 0.20 ± ---	1 PLACE ± 0.20 ± ---	0 PLACE ± --- ± ---	DRAWN BY DATE STEVEN 1995/02/27		
		ANGULAR ± 3°					CHECKED BY DATE EDMUD 1995/03/01		
		DRAFT WHERE APPLICABLE MUST REMAIN WITHIN DIMENSIONS					APPROVED BY DATE FSM1TH 2010/04/09		
REMOVE P/N'S G3		MATERIAL NO. SEE CHART		DOCUMENT NO. SD-87427-***0*		SHEET NO. 1 OF 2		THIS DRAWING CONTAINS INFORMATION THAT IS PROPRIETARY TO MOLEX INCORPORATED AND SHOULD NOT BE USED WITHOUT WRITTEN PERMISSION	



= CONSULT FACTORY FOR AVAILABILITY

PLATING		△ 2.2 MATTE TIN OVER NICKEL				
COLOR		BEIGE		BLACK	BEIGE	CKT. SIZE
PACKAGING		TUBE PACKED	T&R PACKED	TRAY PACKED	TRAY PACKED	
		87427-2422		# 87427-2472	87427-2402	24
#		87427-2224		# 87427-2272	87427-2202	22
#		87427-2024	87427-2034	# 87427-2072	87427-2002	20
#		87427-1824		# 87427-1872	87427-1802	18
#		87427-1624		# 87427-1672	87427-1602	16
#		87427-1424	87427-1434	# 87427-1472	87427-1402	14
#		87427-1224		# 87427-1272	87427-1202	12
#		87427-1024	87427-1034	# 87427-1072	87427-1002	10
		87427-0824		# 87427-0872	87427-0802	8
		87427-0624		# 87427-0672	87427-0602	6
		87427-0424		# 87427-0472	87427-0402	4
		87427-0224	87427-0234	# 87427-0272	87427-0202	2

SEE SHEET 1 EC NO: UCP2013-1112 DRWN:BBEE 2012/09/18 CHKD:JBELL 2012/09/20 APPR:FSMITH 2012/09/25 G3	QUALITY SYMBOLS ∇=0 ∇=0 ∇=0	GENERAL TOLERANCES (UNLESS SPECIFIED) mm INCH 4 PLACES ± --- ± --- 3 PLACES ± --- ± --- 2 PLACES ± 0.20 ± --- 1 PLACE ± 0.20 ± --- 0 PLACE ± --- ± ---	DIMENSION STYLE MM ONLY DRAWN BY DATE STEVEN 1995/02/27 CHECKED BY DATE EDMUD 1995/03/01 APPROVED BY DATE FSMITH 2010/04/09	SCALE 1:1 DESIGN UNITS METRIC THIRD ANGLE PROJECTION	TITLE 4.2MM W-T-B, RIGHT ANGLE HEADER WITHOUT MOUNTING FLANGES molex
	DRAFT WHERE APPLICABLE MUST REMAIN WITHIN DIMENSIONS		MATERIAL NO. SEE CHART	DOCUMENT NO. SD-87427-***0*	SHEET NO. 2 OF 2
	THIS DRAWING CONTAINS INFORMATION THAT IS PROPRIETARY TO MOLEX INCORPORATED AND SHOULD NOT BE USED WITHOUT WRITTEN PERMISSION				
	SIZE C				