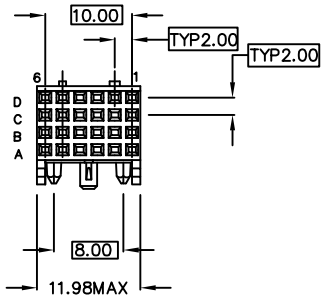

24 POSITION

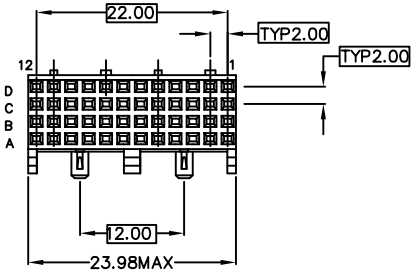

48 POSITION

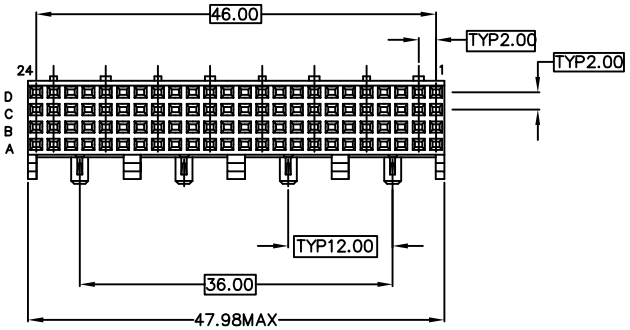

96 POSITION

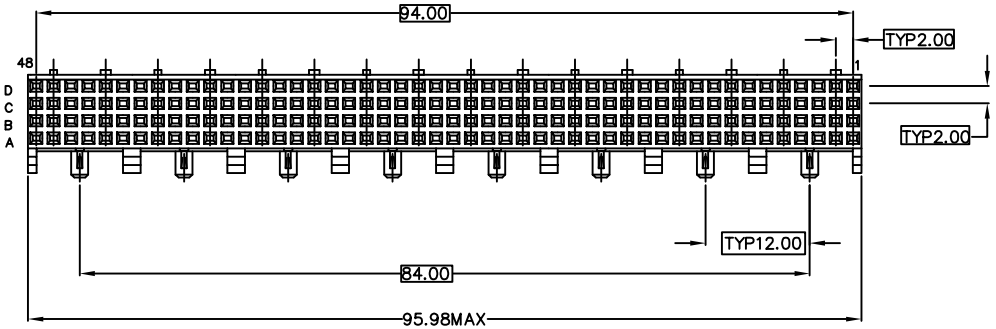

192 POSITION

NOTES: UNLESS OTHERWISE SPECIFIED;

1 CONNECTOR MATERIALS:
HOUSING: GLASS FILLED THERMOPLASTIC, UL94-V0 COMPLIANT.
TERMINAL: PHOSPHOR BRONZE ALLOY

2 PACKED IN TUBES.

3 FEATURE MAY OR MAY NOT BE PRESENT DEPENDING UPON THE MOLD TOOL USED TO PRODUCE PRODUCT.

4 PRODUCT SPECIFICATION: GS-12-177.

5 APPLICATION SPCIFICATION: GS-20-015.

6 THE PRODUCTS WHERE THE PART NUMBER ENDS IN "LF" MEET THE EUROPEAN UNION DIRECTIVES AND OTHER COUNTRY REGULATIONS AS DESCRIBED IN GS-22-008.

7 ALL PRODUCTS WILL WITHSTAND EXPOSURE TO 260°C FOR 60 SECONDS IN A CONVECTION, INFRARED OR VAPOR PHASE REFLOW OVEN.

8 LOCATION PEGS ONLY EXISTED IN ONE MODULE TYPE.

mat'l. code				tolerances unless otherwise specified			CUSTOMER COPY	FCI www.fciconnect.com
ltr	ecn no	dr	date		.NONE ±3[±.1]		projection	title T SERIES STRAIGHT RECEPTACLE ASSY, 4 ROW, STB
F	V04-1124	TAB	02/04/05	linear	.X ±.5[.02]			
G	V05-0438	VS	07/14/05		.XX±.13[.005]			
H	DG06-0501	Kason	12/01/06	angles	0° ±1°			
J	DG08-0173	TER	7/11/08	dr	V. SEBASTIAN	07/14/05	MM	product family METRAL; code 213
				engr	J. VOLSTROF	07/14/05		size A; dwg no SE96860
				chr	J. VOLSTROF	07/14/05	scale 4:1	sheet 1 of 2
				appd	J. VOLSTROF	07/14/05		
sheet index	revision	J	J					
	sheet	1	2					

cage code 22526

Tous droits strictement reserves. Reproduction ou communication a des tiers interdite sous quelque forme que ce soit sans autorisation ecrite du propietaire. Propriete de c FCI. Droits de reproduction FCI.

All rights strictly reserved. Reproduction or issue to third parties in any form whatever is not permitted without written authority from the proprietor. Property of FCI. Copyright FCI.

Tous droits strictement reserves. Reproduction ou communication a des tiers interdite sous quelque forme que ce soit sans autorisation ecrite du propietaire. Propriete de c FCI. Droits de reproduction FCI.

All rights strictly reserved. Reproduction or issue to third parties in any form whatever is not permitted without written authority from the proprietor. Property of FCI. Copyright FCI.

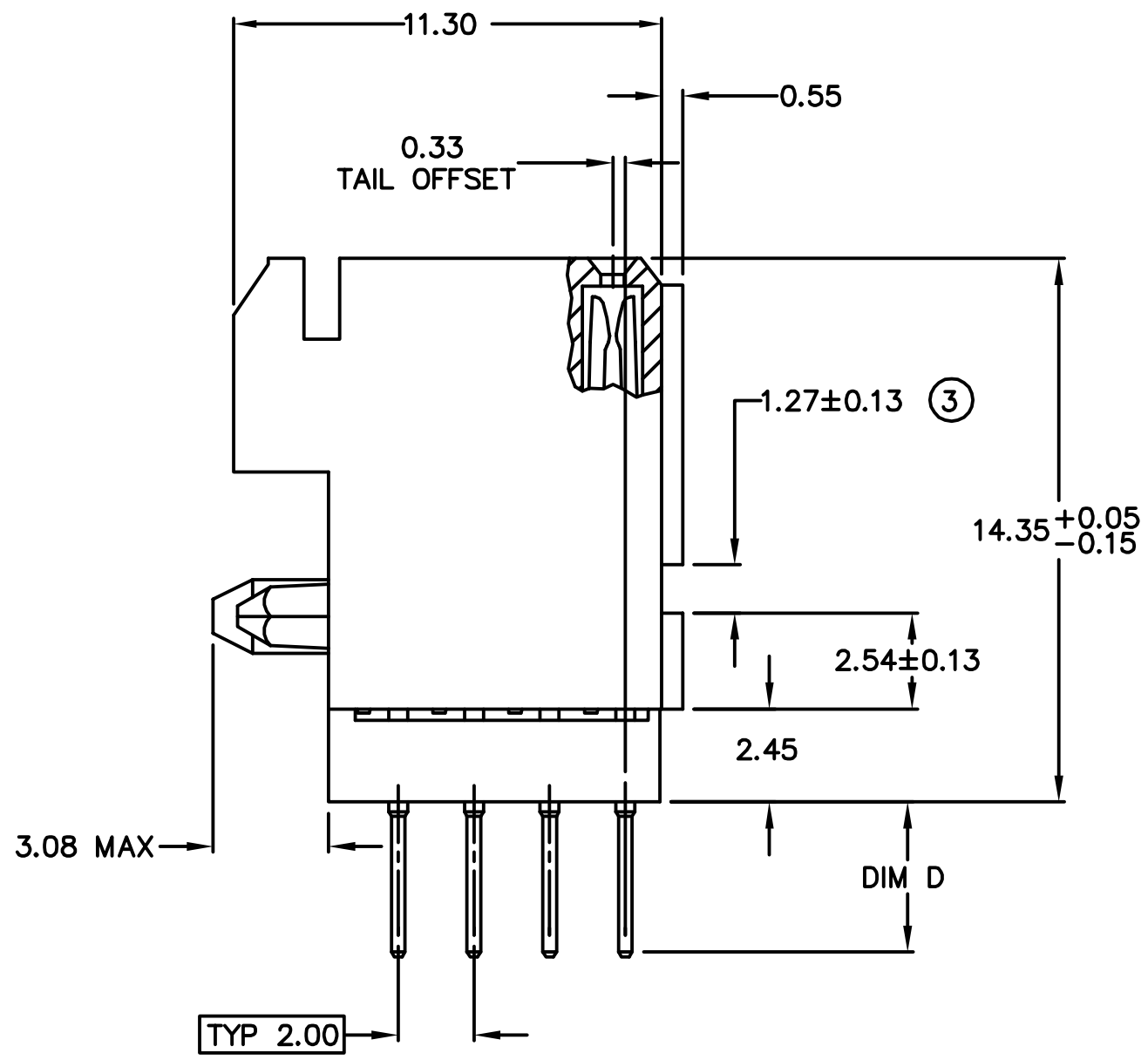

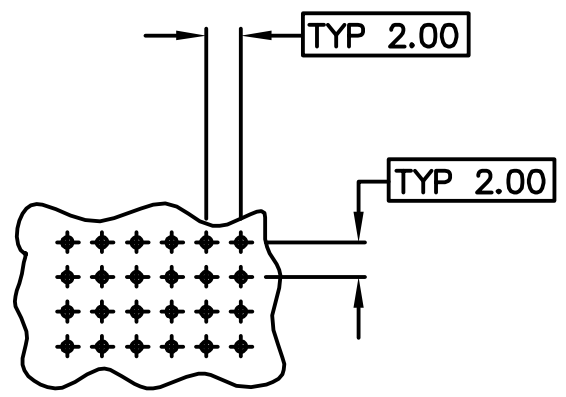

RECOMMENDED PC BOARD LAYOUT,
COMPONENT SIDE
SEE PRINT 58351 FOR ADDITIONAL
PCB INFORMATION

CATALOG NUMBER DESCRIPTION

HM1 S 4 _ T _ R 000 H 6 LF

- PRODUCT FAMILY
  HM1 = METRAL HM1
- PRODUCT TYPE
  S = FEMALE SIGNAL, STRAIGHT
- NUMBER OF ROWS
  4 = 4 ROW
- BODY LENGTH
  1 = 12 mm (24 POSITION SIGNAL)
  2 = 24 mm (48 POSITION SIGNAL)
  3 = 48 mm (96 POSITION SIGNAL)
  4 = 96 mm (192 POSITION SIGNAL)
- MATING CONTACT
  T = TWISTED FEMALE
- LF = LEAD FREE Sn PLATING ON TAILS
- PERFORMANCE LEVEL
  SEE TABLE 2
- INSULATING MATERIAL
  H = HIGH TEMPERATURE MATERIAL
- VARIATIONS
  000 = STANDARD
- BOARD ATTACHMENT
  R = STANDARD STRAIGHT
- PCB TERMINATION TYPE
  R = SOLDER TAIL, DIM D = 3.30±0.30
  S = SOLDER TAIL, DIM D = 4.10±0.30

TABLE 2

CODE	CONTACT AREA	PERFORMANCE LEVEL
6	0.75um Au min over 1.3um Ni min or 0.68um PdNi min +0.08um Au min over 1.3um Ni min	TELCORDIA CO

mat'l. code	tolerances unless otherwise specified		CUSTOMER COPY	FCI www.fciconnect.com
—	linear	.NONE ±3[±.1]	projection	title
ltr: J		.X ±.5[.02]		T SERIES STRAIGHT RECEPTACLE ASSY, 4 ROW, STB
ecn no		.XX ±13[.005]		
dr	angles	0° ±1°		
date	dr	V. SEBASTIAN 07/14/05	MM	product family METRAL / code 213
	engr	J. VOLSTROF 07/14/05		size A / dwg no SE96860
	chr	J. VOLSTROF 07/14/05	scale 10:1	sheet 2 of 2
sheet index / revision sheet	appd	J. VOLSTROF 07/14/05		

cage code 22526