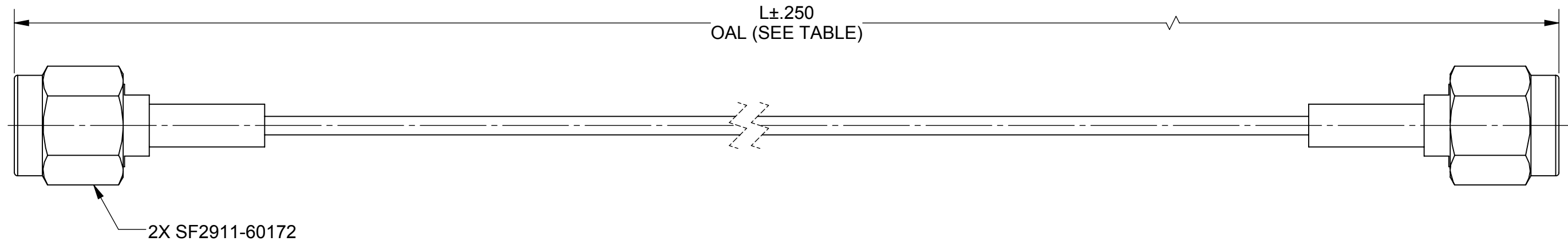


ROHS COMPLIANT

PRODUCT DATA DRAWING

REVISION HISTORY			
REV	DESCRIPTION	DATE	APPROVED
-	DCN 46701	08/17	GPF



MATERIAL:

CONNECTORS: 2X SMA STRAIGHT MALE (SF2911-60172)

CABLE: STANDARD FLEXTRA CABLE (200-70-214)



SHRINK TUBING: M23053/5

PERFORMANCE:

IMPEDANCE: 50 OHMS

FREQ. RANGE: DC TO 18.0 GHZ

SV P/N	L (OAL)
7029-2555	6.000"
7026-2556	12.000"
7029-2557	24.000"

MATERIAL:	SEE NOTES	DIMENSIONS ARE IN INCHES TOLERANCES: FRACTIONAL: $\pm 1/64$ ANGULAR: $X^\circ \pm 1^\circ 0'$ $X^\circ X' \pm 15'$ DECIMAL: $.X \pm .030$ $.XX \pm .010$ $.XXX \pm .005$ INTERPRET DIMENSIONS AND TOLERANCES PER ASME Y14.5M - 1994	UNLESS OTHERWISE SPECIFIED 1) ALL DIMENSIONS ARE IN INCHES (MILLIMETERS) 2) ALL DIMENSIONS ARE AFTER PLATING. 3) BREAK CORNERS & EDGES .005 R. MAX. 4) CHAM. 1ST & LAST THREADS. 5) SURFACE ROUGHNESS 63 MIL-STD-10. 6) DIA.'S ON COMMON CENTERS TO BE CONCENTRIC WITHIN .005 T.I.R. 7) REMOVE ALL BURRS	 2400 Centrepark West Drive, Suite 100 West Palm Beach, FL 33409		
FINISH:	SEE NOTES			TITLE: SMA MALE TO SMA MALE FOR .047 CABLE ASSEMBLY		
SURFACE AREA:	N/A			SIZE B CAGE CODE 95077 DWG. NO. 7029-2555-2557		
PROPRIETARY THE INFORMATION CONTAINED IN THIS DRAWING IS THE SOLE PROPERTY OF SV MICROWAVE, INC. ANY REPRODUCTION IN PART OR AS A WHOLE WITHOUT THE WRITTEN PERMISSION OF SV MICROWAVE, INC IS PROHIBITED.	THIRD ANGLE PROJECTION 			DRAWN: VB 08/04/17 CHECKED: GPF 08/04/17 APPROVED: GPF 08/04/17	SCALE: 1:1	SHEET 1 OF 1