

Terminal Boards for Motion Control

For Mitsubishi Servos

DIN-812M0



Terminal Board for Mitsubishi MR-J2S-A Servo Amplifiers

- On-board Connector Type: 100-pin SCSI-II
- Dimensions:
123 mm x 107 mm x 44 mm (W x L x H)
- Mating Cable:
-ACL-102100-1: 100-pin SCSI-II cable, 1 M


DIN-814M0



Terminal Board for Mitsubishi MR-J2S-A Servo Amplifiers

- On-board Connector Type: 100-pin SCSI-II
- Dimensions:
123 mm x 107 mm x 44 mm (W x L x H)
- Mating Cable:
-ACL-102100-1: 100-pin SCSI-II cable, 1 M

DIN-68M-J2A0



Terminal Board for Mitsubishi MR-J2S-A Servo Amplifiers

- On-board Connector Type: 68-pin SCSI-II
- Dimensions:
103 mm x 83 mm x 43 mm (W x L x H)
- Mating Cable:
-ACL-10568-1: 68-pin SCSI-VHDCI cable, 1 M
-ACL-10569-1: 68-pin SCSI-II cable, 1 M

DIN-814M-J3A0




Terminal Board for Mitsubishi MR-J3S-A Servo Amplifiers

- Onboard Connector Type: 100-pin SCSI-II
- Dimensions:
123 mm x 107 mm x 44 mm (W x L x H)
- Mating Cable:
-ACL-102100-1: 100-pin SCSI-II cable, 1 M

For Mitsubishi Servos


DIN-68M-J3A0



Terminal Board for Mitsubishi MR-J3S-A Servo Amplifiers

- On-board Connector Type: 68-pin SCSI-II
- Dimensions:
103 mm x 83 mm x 43 mm (W x L x H)
- Mating Cables:
- ACL-10568-1: 68-pin SCSI-VHDCI cable, 1 M
- ACL-10569-1: 68-pin SCSI-II cable, 1 M


DIN-839-J3B



Terminal Board for Mitsubishi MR-J2S-A Servo Amplifiers

- On-board Connector Type: 68-pin SCSI-II
- Dimensions:
103 mm x 83 mm x 43 mm (W x L x H)
- Mating Cable:
- MA-J2HBUS M: controller to amplifier bus cable

DIN-825-J3A



Terminal Board for Mitsubishi MR-J3S-A Servo Amplifiers

- On-board Connector Type: 68-pin SCSI-II
- Dimensions:
103 mm x 83 mm x 43 mm (W x L x H)
- Mating Cable:
-ACL-10568-1: 68-pin SCSI-VHDCI cable, 1 M
-ACL-10569-1: 68-pin SCSI-II cable, 1 M

DIN-814Y0



Terminal Board for Yaskawa Sigma II/III/V Servo Amplifiers

- On-board Connector Type: 100-pin SCSI-II
- Dimensions:
123 mm x 107 mm x 44 mm (W x L x H)
- Mating Cable:
- ACL-102100-1: 100-pin SCSI-II cable, 1 M

DIN-68Y-SGII0




Terminal Board for Yaskawa Sigma II/III/V Servo Amplifiers

- On-board Connector Type: 68-pin SCSI-II
- Dimensions:
103 mm x 83 mm x 43 mm (W x L x H)
- Mating Cables:
-ACL-10568-1: 68-pin SCSI-VHDCI cable, 1 M
-ACL-10569-1: 68-pin SCSI-II cable, 1 M

For Panasonic Servos


DIN-814P-A40



Terminal Board for Panasonic MINAS A4 Servo Amplifiers with 100-pin SCSI-II connector

- On-board Connector Type: 100-pin SCSI-II
- Dimensions: 123 mm x 107 mm x 44 mm (W x L x H)
- Mating Cable:
- ACL-102100-1: 100-pin SCSI-II cable, 1 M


DIN-68P-A40



Terminal Board for Panasonic MINAS A4 Servo Amplifiers with 68-pin SCSI-II connector

- On-board Connector Type: 68-pin SCSI-II
- Supports 500 k & 2 Mpps pulse frequency input options
- Mating Cables:
- ACL-10568-1: 68-pin SCSI-VHDCI cable, 1 M
- ACL-10569-1: 68-pin SCSI-II cable, 1 M

DIN-814PA0



Terminal Board for Panasonic MINAS A Servo Amplifiers

- On-board Connector Type: 100-pin SCSI-II
- Dimensions: 123 mm x 107 mm x 44 mm (W x L x H)
- Mating Cable:
- ACL-102100-1: 100-pin SCSI-II cable, 1 M

1

Software & Utilities

2

DAQ

3

PXI

4

Modular Instruments

5

GPIB & Bus Expansion

6

Motion Control

7

Real-time Distributed I/O

8

PAC

9

Remote I/O

10

Communications

11

Vision

12

Fanless Embedded Computers

13

cPCI & Industrial Computers