DRAWING NUMBER / NUMERO DU PLAN	211 FT 0337	REVISION / INDICE	B01	SHEET / FEUILLE	1/3	APPROVAL LEVEL / NIV. D'APPROBATION	-
DRAWING / PLAN	-						

	PLANCHE
DEFINITION CONTACT	1
PRECONISATION APPLICATEUR	2
CONTROLE	3
PARAMETRE DE SERTISSAGE	3

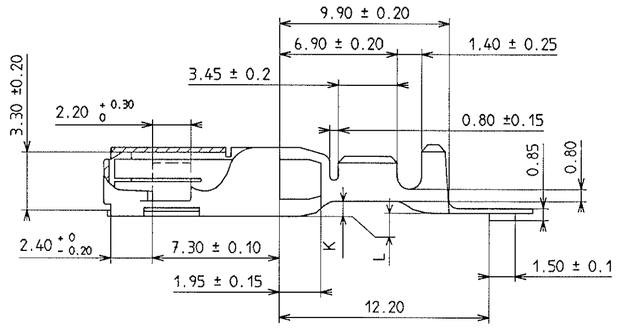

VUE A

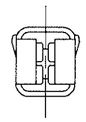

SECTION C

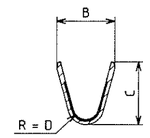

SECTION D

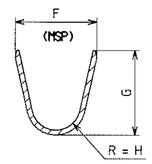

SECTION E

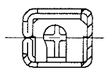

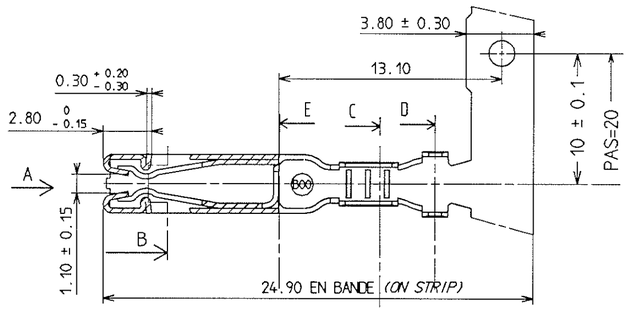

SECTION B

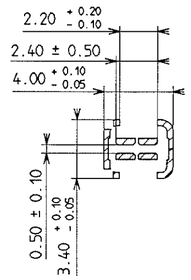

CONDITIONNEMENT SUIVANT NORME PSA : E 77 03 150 G
PACKAGING ACCORDING TO PSA SPECIFICATION : E 77 03 150 G

REFERENCES *PARTNAME*	211 CC 3 S 1160	211 CC 3 S 1161	211 CC 3 S 2160	211 CC 3 S 2161
PROTECTION *PLATED*	1 à 3 µ de Sn	1 à 3 µ de Sn	1 à 3 µ de Sn	1 à 3 µ de Sn
GAMME *RANGE*	1	1 (JUF)	2	2 (JUF)
SECTION / mm2 *SECTION*	0.35 / 0.75		1.00 / 2.50	
B	2.90		3.30	
C	2.20		3.60	
D ± 0.10	0.90		0.90	
F	4.00	4.20	4.70	4.90
G	3.30	4.10	4.90	5.30
H ± 0.10	1.40		1.40	1.70
K ± 0.10	0.60		0.60	
L ± 0.10	0.10		0.10	
QUANTITE PAR BOBINE *QUANTITY PER REEL*	3 500		2 800	
POIDS *WEIGHT*	14.5 Kg		11 Kg	

CONNECTIQUE SICMA-3

INDICE PIECE = INDICE MAJEUR DU PLAN

ARCHIVE LE 02/10/03

PSA

ECN-NO. / NUMERO ECN	DATE DD/MM/YY / DATE	REVISION / INDICE	POSITION / POSITION	CHANGE DESCRIPTION / MODIFICATION	DRAWN BY / DESSINE PAR	CHECKED BY / VERIFIE PAR	APPROVED BY / APPROUVE PAR
A03039	22/09/03	B01	-	-	DUQUESNE	P. DEFIATAS	P. BOISSIN
			-	-			
			-	-			
			-	Add crimp parameters for 2mm² T6 wire size			
			-	see on page 3/3.			

PRODUCT SPEC. / SPECIF. PRODUIT	PACKAGING SPEC. / SPECIF. EMBALLAGE	APPLICATION SPEC. / SPECIF. APPLICATION
-	-	-

THIS DRAWING AND ALL OTHER INFORMATION CONTAINED THEREIN IS PROPRIETARY AND THE PROPERTY OF FCI. This drawing may not be copied, reproduced or disclosed to any third party without the expressed written permission of FCI.
© FCI April 1999

CE PLAN ET LES INFORMATIONS CONTENUES DANS CE PLAN SONT PROPRIETAIRES ET LA PROPRIETE DE FCI. Ce plan ne peut être copié, reproduit ou transmis sans l'autorisation expresse et écrite de FCI.
© FCI Avril 1999

TOLERANCES / TOLERANCES	± 0.2 ±-°
	-
COUNTERPART No. / CONTRE-PARTIE N°	-
DO NOT SCALE DRAWING / NE PAS PRENDRE DE COTES	
MATERIAL : / MATIERE :	- Cu Fe 2P -
COLOUR : / COULEUR :	-
SURFACE FINISH / ETAT DE SURFACE	- -
TOOL NO. / OUTIL N°	-
ECO Loc. Code / CODE B.E.	FE
ISO PROJECTION / PROJECTION ISO	
DIMENSION IN MILLIMETERS / DIMENSIONS EN MILLIMETRES	
CAD SYSTEM	topcad
DWG SIZE / FORMAT	A2

	DATE / DATE	NAME / NOM
DRAWN BY / DESS. PAR	18/01/99	JB
CHECKED BY / VERIF. PAR		
APPROVED BY / APPR. PAR		

TITLE / DESIGNATION: 2.8*0.8 FEMALE TERMINAL SICMA 3

DRAWING NUMBER / REFERENCE PLAN: 211 FT 0337

SHEET / FEUILLE: 1 of / sur 3

ESR NO. / NUMERO ESR	CAT. NO. / NUMERO CAT.	FILE NAME / NOM DE FICHIER	SCALE / ECH.
FRA-0332	211 CC 3S XXXO	211FT0337-P1-B01	4:1

EUR P10 16 F27