



Certifications & Ratings

- RoHS compliant

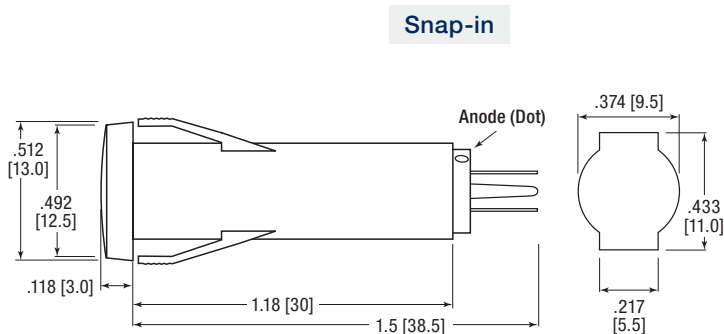
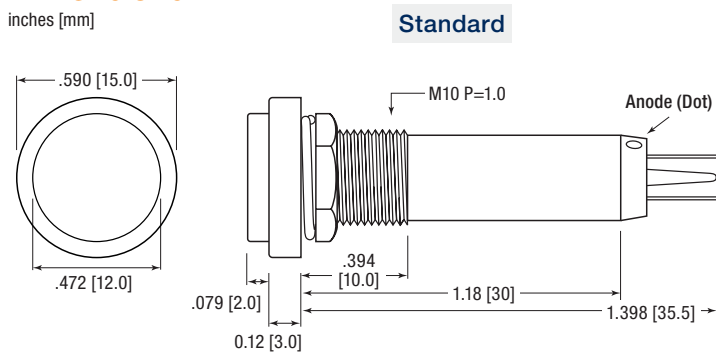
Application

The 680 Series LED Panel Mount Indicators are designed for a variety of applications such as:

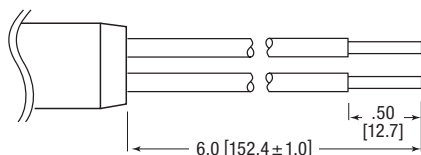
- Main power indication
 - Remote power indication
 - Status indication
 - Maintenance and warning indication
 - Instrumentation
- ... and many more!

Dimensions

inches [mm]



6" Wire Leads



Mechanical Information

Mounting Hole Size: 0.413" (10.5 mm) (Standard)
Snap-in, see drawing

Max Panel Thickness: 0.236" (6.0 mm) (Standard);
0.098" (2.49 mm) (Snap-in)

Mounting Torque: 0.217 lbs/ft (3 kg/cm) (Standard)

Specifications

Voltage Options: 6, 12, & 24 VDC (no resistor required)

Operating Temp: -20°C to +75°C (-4°F to +167°F)

Storage Temp: -40°C to +100°C (-40°F to +212°F)

Electrical Connection: Solder terminals, 6" wire leads

Housing: Polycarbonate

Terminals: Copper—Nickel Plated

Lock Washer: Iron—Nickel Plated

Nut: Brass—Nickel Plated



Ordering Information 680 Series

Part Number Guide RoHS Compliant

6 8 0 - 3 X 3 X - X X X F

LED Color*		Termination		Mounting Style		Lens Color *		Voltage	
● Red	1	Solder Terminals	2	Standard	1	1 ● Red		2	6VDC
● Green	2	6" Wire Leads	5	Snap-in	2	2 ● Green		3	12VDC
● Orange	3					3 ● Orange		4	24VDC
● Blue	4					4 ● Blue			

* Lens color same as LED color

Dialight P/N			Color	Current (mA)	Typical Intensity (mcd)	Panel Thickness	Termination
6 VDC	12 VDC	24 VDC					

Standard

680-3132-121F	680-3132-131F	680-3132-141F	● Red	15	1530	0.236" (6.0mm)	Solder Terminals
680-3232-122F	680-3232-132F	680-3232-142F	● Green		4330		
680-3332-123F	680-3332-133F	680-3332-143F	● Orange		1455		
680-3432-124F	680-3432-134F	680-3432-144F	● Blue		245		
680-3135-121F	680-3135-131F	680-3135-141F	● Red		1530		Wire Leads
680-3235-122F	680-3235-132F	680-3235-142F	● Green		4330		
680-3335-123F	680-3335-133F	680-3335-143F	● Orange		1455		
680-3435-124F	680-3435-134F	680-3435-144F	● Blue		245		

Snap-in

680-3132-221F	680-3132-231F	680-3132-241F	● Red	15	335	0.098" (2.5mm)	Solder Terminals
680-3232-222F	680-3232-232F	680-3232-242F	● Green		4070		
680-3332-223F	680-3332-233F	680-3332-243F	● Orange		1025		
680-3432-224F	680-3432-234F	680-3432-244F	● Blue		730		
680-3135-221F	680-3135-231F	680-3135-241F	● Red		335		Wire Leads
680-3235-222F	680-3235-232F	680-3235-242F	● Green		4070		
680-3335-223F	680-3335-233F	680-3335-243F	● Orange		1025		
680-3435-224F	680-3435-234F	680-3435-244F	● Blue		730		

Dialight reserves the right to make changes at any time in order to supply the best product possible. The most current version of this document will always be available at: www.dialightsignalsandcomponents.com

Warranty Statement: Except for the warranty expressly provided for [herein/above/below], Dialight disclaims any and all other warranties, express or implied, including, without limitation, any warranties of merchantability, fitness for a particular purpose, title, and noninfringement.