


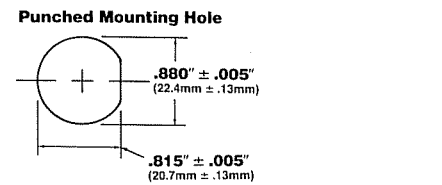
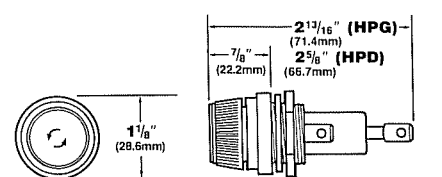
# Panel-Mounted

**Types HPG and HPD—Standard**  
**For  $1\frac{3}{32}'' \times 1\frac{1}{2}''$  Fuses**  
 (10.3mm  $\times$  38.1mm)



For supplementary protection of transformers, relays, ballasts, and small motors. Mount in  $\frac{1}{2}''$  (12.7mm) knock-outs with locknut. Bayonet type knob. Combination  $\frac{1}{4}''$  (6.4mm) quick-connect/solder terminals. U.L. Recognized File No. E14853, Guide No. IZLT2.

Symbol	Amps	Volts	Features
HPG	30	600	Only side terminal is a quick-connect; rear terminal $\frac{3}{16}''$ shorter than HPG.
HPD	30	600	



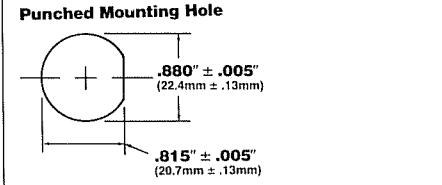
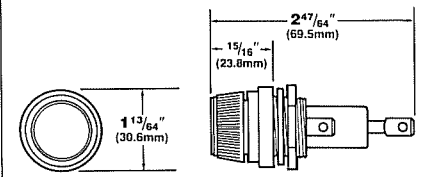
U.L. File E14853

**Types HPL-B and HPM—Standard**  
**For  $1\frac{3}{32}'' \times 1\frac{1}{2}''$  Fuses**  
 (10.3mm  $\times$  38.1mm)



For supplementary protection of transformers, relays, ballasts, and small motors. Screw type knob. HPL-B has solder type terminals; HPM  $\frac{1}{4}''$  quick-connect. HPM is U.L. Recognized and CSA Listed (U.L. File No. E14853, Guide No. IZLT2; CSA File No. 47235, Class 6225-01).

Symbol	Amps	Volts	Terminals
HPL-B	30	600	Solder type
HPM	30	600	$\frac{1}{4}''$ quick-connect
HPM-WT	30	600	Splash-proof knob



U.L. File E14853; CSA File 47235

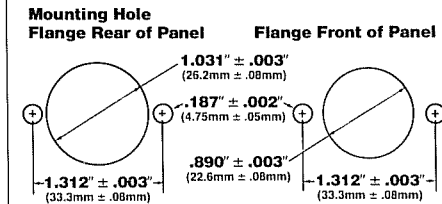
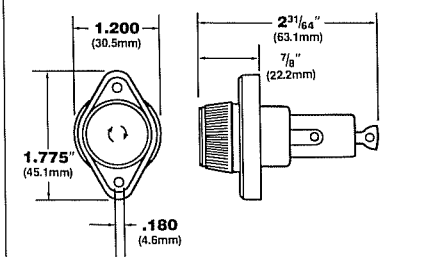
**Type HPC-D—Water-proof**  
**For  $1\frac{3}{32}'' \times 1\frac{1}{2}''$  Fuses**  
 (10.3mm  $\times$  38.1mm)



Equipped with "O"-ring seals for applications requiring waterproof protection. Holders mount in panels up to  $\frac{1}{4}''$  (6.4mm) thick. Military version designated FHN23W. U.L. Recognized (File No. E14853, Guide No. IZLT2).

Symbol	Amps	Volts	Features
HPC-D	30	600	Waterproof

Shipping weight per 100—7.5 lbs. (3.40kg).



U.L. File E14853