



Main

Range of product	Interface for discrete signals
Product or component type	Slim solid state input interface module
Contacts type and composition	1 NC
[Uc] control circuit voltage	24 V
Control circuit type	DC
Line Rated Current	<= 12 mA
Reverse polarity protection	Internal control circuit Internal output circuit
Short-circuit protection	0.25 A external fuse fast blow (Ik <= 100 A DC)
Local signalling	1 LED indicating control signal state
Sale per indivisible quantity	5
Width pitch dimension	0.37 in (9.5 mm)

Complementary

Control circuit voltage limits	28.8 V
Voltage state 1 guaranteed	16.9 V
Current state 1 guaranteed	7.7 mA
Voltage state 0 guaranteed	5.6 V
Current state 0 guaranteed	2 mA
[Ue] rated operational voltage	5...48 V
Output circuit type	DC
Rated operational voltage limits	2...60 V
Maximum switching current	50 mA
Minimum switching current	1 mA
Residual current	0.1 mA at state 0
Drop-out voltage	<= 1 V at state 1
Response time	<= 0.05 ms from state 0 to state 1 Ue <= 30 V and Ie >= 5 mA <= 0.4 ms from state 1 to state 0 Ue <= 30 V and Ie >= 5 mA
Switching frequency	<= 1000 Hz 50 % Ue <= 30 V and Ie >= 5 mA
[Ui] rated insulation voltage	250 V conforming to VDE 0110 group C 300 V conforming to IEC 60947-1
Connections - terminals	Screw clamp terminal
Flame retardance	V0 conforming to UL 94
Cable cross section	0...0.01 in ² (0.27...4 mm ²), 1 wire rigid 0...0 in ² (0.34...2.5 mm ²), 1 or 2 wires flexible with cable end 0...0 in ² (0.6...2.5 mm ²), 1 or 2 wires flexible without cable end
Operating position	Any position
Installation category	II conforming to IEC 60947-1
Mounting support	Asymmetrical DIN rail Combination rail Symmetrical DIN rail
Product weight	0.06 lb(US) (0.029 kg)

Environment

dielectric strength	2500 V between wired interface and earth for 1 minute 4000 V between I/O for 1 minute
standards	IEC 60947-5-1
product certifications	BV CSA DNV LROS (Lloyds register of shipping)

The information provided in this documentation contains general descriptions and/or technical characteristics of the products contained herein. This documentation is not intended as a substitute for and is not to be used for determining suitability or reliability of these products for specific user applications. It is the duty of any such user or integrator to perform the appropriate and complete risk analysis, evaluation and testing of the products with respect to the relevant specific application or use thereof. Neither Schneider Electric Industries SAS nor any of its affiliates or subsidiaries shall be responsible or liable for misuse of the information contained herein.

	UL
IP degree of protection	IP20 conforming to IEC 60529
protective treatment	TC
fire resistance	1760 °F (960 °C) conforming to IEC 60695-2-1
shock resistance	30 gn 11 ms conforming to IEC 60068-2-27
vibration resistance	5 gn (f = 10...150 Hz) conforming to IEC 68-2-6
electromagnetic compatibility	1.2/50 µs shock waves immunity test, 0.5 kV for U < 50 V conforming to IEC 60947-1 1.2/50 µs shock waves immunity test, 1.5 kV for U < 150 V conforming to IEC 60947-1 1.2/50 µs shock waves immunity test, 2.5 kV for U < 300 V conforming to IEC 60947-1 Electromagnetic field immunity test level 3, 10 V/m between 27...1000 MHz conforming to IEC 61000-4-3 Electrostatic discharge immunity test level 3, 8 kV conforming to IEC 61000-4-2 Fast transients immunity test level 3, on input/output 1 kV conforming to IEC 61000-4-4 Fast transients immunity test level 3, on power supply 2 kV conforming to IEC 61000-4-4
ambient air temperature for operation	-13...158 °F (-25...70 °C) at Us 23...131 °F (-5...55 °C) unrestricted operation
ambient air temperature for storage	-40...176 °F (-40...80 °C)
operating altitude	<= 984.25 ft (300 m)
pollution degree	2 conforming to IEC 60947-1

Offer Sustainability

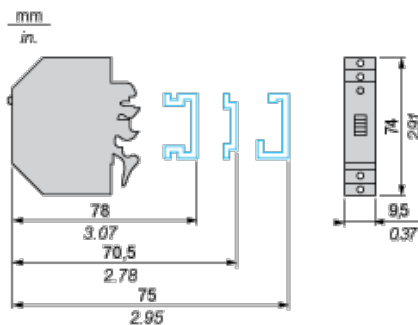
WARNING: This product can expose you to chemicals including:	WARNING: This product can expose you to chemicals including:
Lead and lead compounds, which is known to the State of California to cause cancer and birth defects or other reproductive harm.	Lead and lead compounds, which is known to the State of California to cause cancer and birth defects or other reproductive harm.
For more information go to www.p65warnings.ca.gov	For more information go to www.p65warnings.ca.gov

Contractual warranty

Warranty period	18 months
-----------------	-----------

Slim Solid-State Interface Module

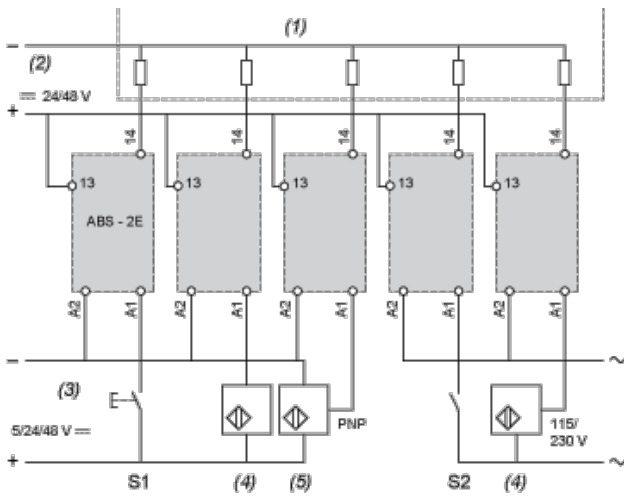
Dimensions



Slim Solid-State Interface Module

Example of Application with PLC

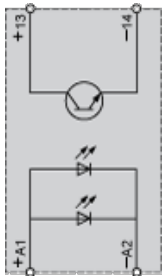
Interfacing PLC discrete inputs



- S1, Pushbuttons series contacts
- S2
- (1) PLC positive logic discrete inputs
- (2) Processing power supply
- (3) Process power supply
- (4) 2-wire sensors
- (5) 3-wire sensors

Solid-State Input Module

Circuit Diagram



Wiring Diagram

