


# SOM-5892

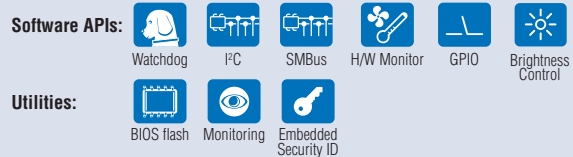
## Intel® Core™ i7/i5/i3/Celeron® Processor COM-Express Basic Module



iManager susiAccess CE FCC

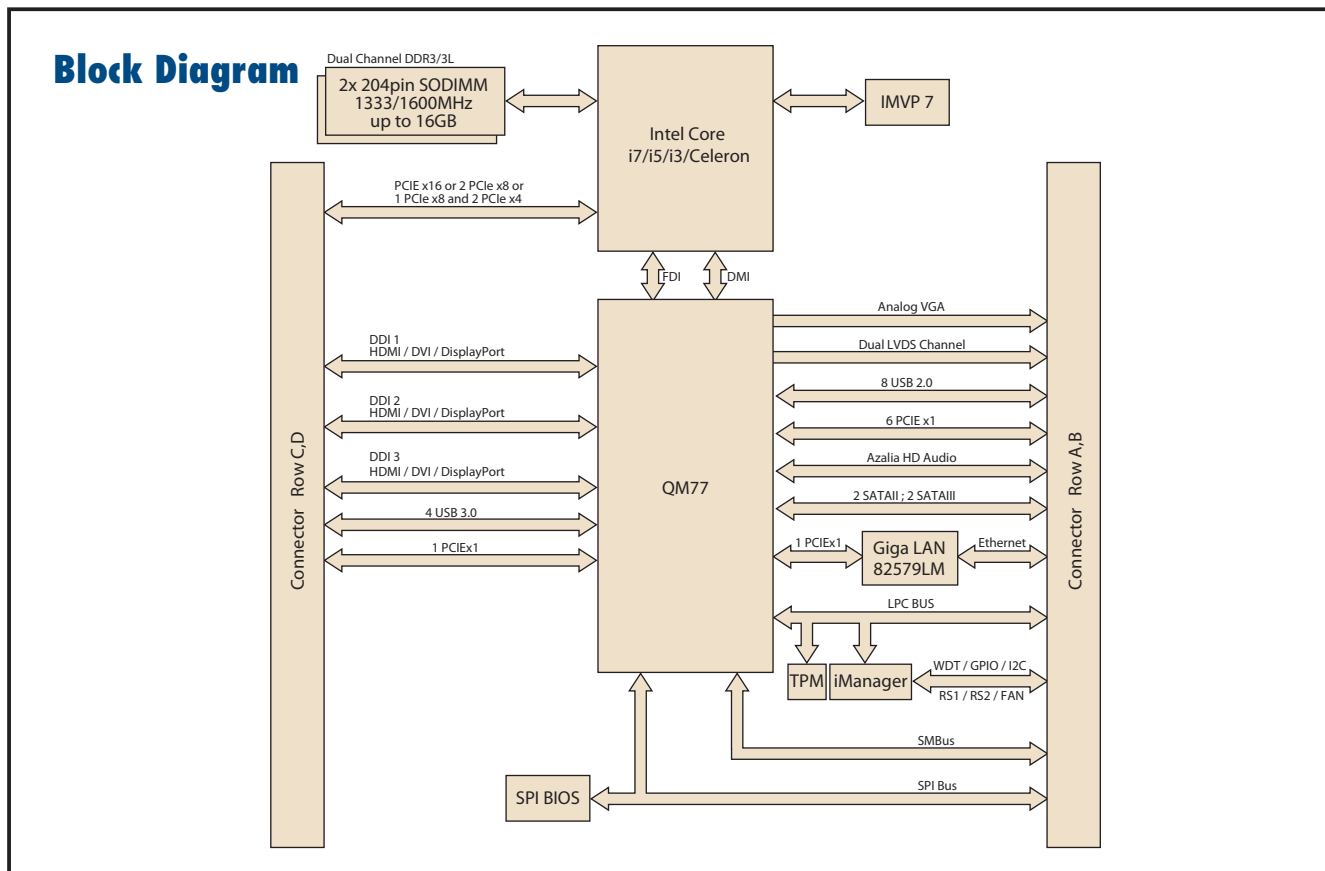
### Features

- Embedded Intel® Core™ i7/i5/i3/Celeron® processor + QM77
- Supports Dual Channel DDR3-1600, DDR3L-1333 SODIMM sockets up to 16 GB
- Supports PCIe x16, 7 PCIe x1, 2 SATAIII, 2 SATAII, 8 USB 2.0, 4 USB 3.0, GbE
- Supports 3 independent displays: VGA, LVDS, DVI, HDMI, DisplayPort
- Supports iManager, SUSIAccess and Embedded Software APIs



### Specifications

Form Factor		COM-Express 2.0 Basic Module, Type 6 Pin-out
Processor System	CPU	Intel Core i7-3615QE Processor (4C, 6M Cache, 2.3 GHz) Intel Core i7-3612QE Processor (4C, 6M Cache, 2.1 GHz) Intel Core i7-3555LE Processor (2C, 4M Cache, 2.5 GHz) Intel Core i7-3517UE Processor (2C, 4M Cache, 1.7 GHz) Intel Core i5-3610ME Processor (2C, 3M Cache, 2.7 GHz) Intel Core i3-3120ME Processor (2C, 3M Cache, 2.4 GHz) Intel Core i3-3217UE Processor (2C, 3M Cache, 1.6 GHz)
	System Chipset	Intel QM77
	BIOS	AMI 64 Mbit Flash BIOS
Memory	Memory Technology	DDR3 1333/1600 MHz, DDR3L 1333 MHz
	ECC Support	-
	Max Capacity	16 GB
	Socket	2 x 204-pin SODIMM sockets
Display	Graphics	Intel Gfx Engine
	LCD	Single and dual channel 18/24-bit LVDS
	VGA	2048 x 1536
	DDI	3 ports support HDMI, DVI, DisplayPort
	Multi-Displays	3 independent displays: VGA, LVDS, DVI, HDMI, DisplayPort
Ethernet	Chipset	82579LM
	Speed	10/100/1000 Mbps
WatchDog Timer		65536 level, 0 ~ 65535 sec
Expansion		PCIe x16, 7 PCIe x1
I/O	PATA	-
	SATA	2 SATAIII 2 SATAII
	USB	8 USB 2.0 4 USB 3.0
	Audio	HD Audio
	GPIO	8-bit
	COM	2 Ports
	TPM	Optional
Power	Power Type	ATX, AT
	Power Supply Voltage	ATX (12 V, 5 Vsb) AT (12 V)
	Power Consumption (Typical)	(4 GB DDR3 1333) i7-3612QE: +12 V @ 0.55 A
	Power Consumption (Max, tested in HCT)	(4 GB DDR3 1333) i7-3612QE: +12 V @ 3 A
Environment	Operating Temperature	0 ~ 60° C (32 ~ 140° F)
Operating Humidity	Operating Humidity	0% ~ 90% relative humidity, non-condensing
Mechanical	Dimensions	125 x 95 mm (4.92" x 3.74")



## Ordering Information

Part No.	CPU	CPU TDP	LLC	PCH	DDR3 SODIMM	LVDS	VGA	DDI	Giga LAN	HDA	PEG x16	PCIe x1	USB 2.0	USB 3.0	SATA	LPC	Power	Thermal Solution	Operating Temp.
SOM-5892FG-U3A1E	Core i7-3615QE 2.3 GHz	45W	6 MB	QM77	non-ECC	18/24-bit	Yes	3	1	Yes	1	7	8	4	2 SATA III 2 SATA II	Yes	AT/ATX	Active	0 ~ 60° C
SOM-5892FG-U1A1E	Core i7-3612QE 2.1 GHz	35W	6 MB	QM77	non-ECC	18/24-bit	Yes	3	1	Yes	1	7	8	4	2 SATA III 2 SATA II	Yes	AT/ATX	Active	0 ~ 60° C
SOM-5892FG-U5A1E	Core i7-3555LE 2.5 GHz	25W	4 MB	QM77	non-ECC	18/24-bit	Yes	3	1	Yes	1	7	8	4	2 SATA III 2 SATA II	Yes	AT/ATX	Active	0 ~ 60° C
SOM-5892FG-S7A1E	Core i7-3517UE 1.7 GHz	17W	4 MB	QM77	non-ECC	18/24-bit	Yes	3	1	Yes	1	7	8	4	2 SATA III 2 SATA II	Yes	AT/ATX	Active	0 ~ 60° C
SOM-5892FG-U7A1E	Core i5-3610ME 2.7 GHz	35W	3 MB	QM77	non-ECC	18/24-bit	Yes	3	1	Yes	1	7	8	4	2 SATA III 2 SATA II	Yes	AT/ATX	Active	0 ~ 60° C
SOM-5892FG-U4A1E	Core i3-3120ME 2.4 GHz	35W	3 MB	QM77	non-ECC	18/24-bit	Yes	3	1	Yes	1	7	8	4	2 SATA III 2 SATA II	Yes	AT/ATX	Active	0 ~ 60° C
SOM-5892FG-S6A1E	Core i3-3217UE 1.6 GHz	17W	3 MB	QM77	non-ECC	18/24-bit	Yes	3	1	Yes	1	7	8	4	2 SATA III 2 SATA II	Yes	AT/ATX	Active	0 ~ 60° C
SOM-5892Z-S7A1E	Core i7-3517UE 1.7 GHz	17W	3 MB	QM77	non-ECC	18/24-bit	Yes	3	1	Yes	1	7	8	4	2 SATA III 2 SATA II	Yes	AT/ATX	Active	-20 ~ 80° C
SOM-5892Z2-S7A1E	Core i7-3517UE 1.7 GHz	17W	3 MB	QM77	non-ECC	18/24-bit	Yes	3	1	Yes	1	7	8	4	2 SATA III 2 SATA II	Yes	AT/ATX	Active	-40 ~ 85° C

Note: Passive = fanless; Active = with fan

## Development Board

Part No.	Description
SOM-DB5800-00A2E	COM-Express Development Board A2 Type 6 Pin-out

## Optional Accessories

Part No.	Description
1960048820N001	Semi-Cooler 125x95x33.5mm with 12V Fan

## Packing List

Part No.	Description	Quantity
-	SOM-5892 CPU Module	1
1960052353N011	Heatspreader	1