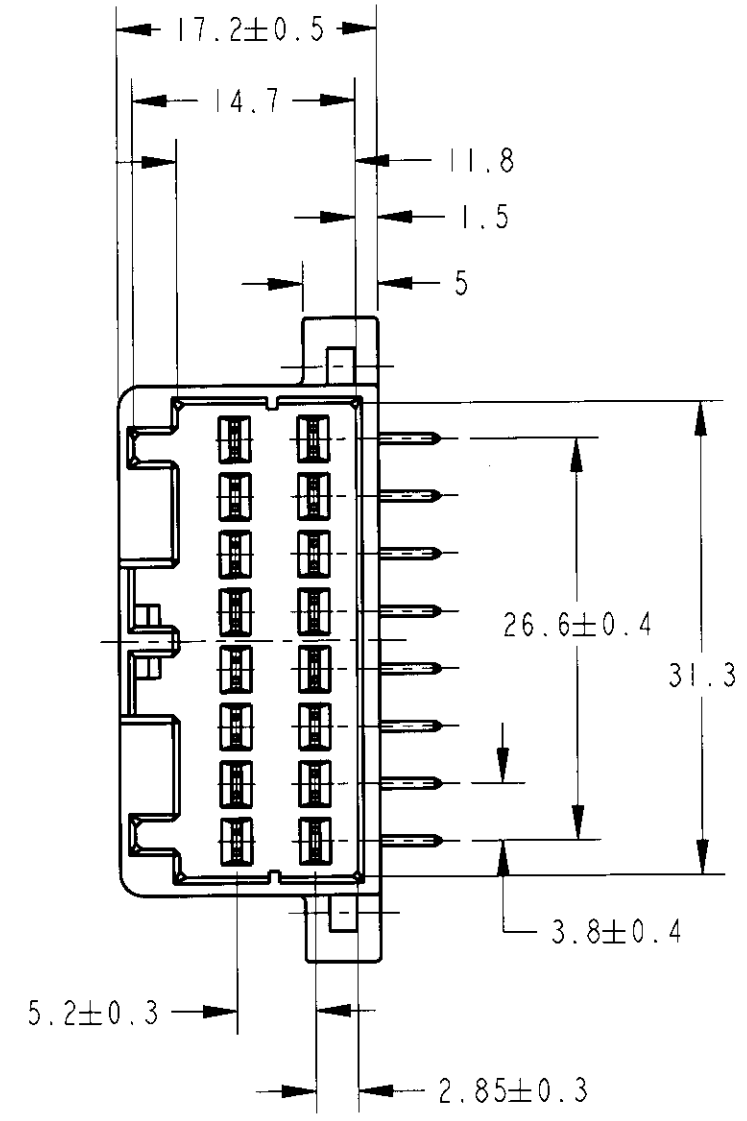
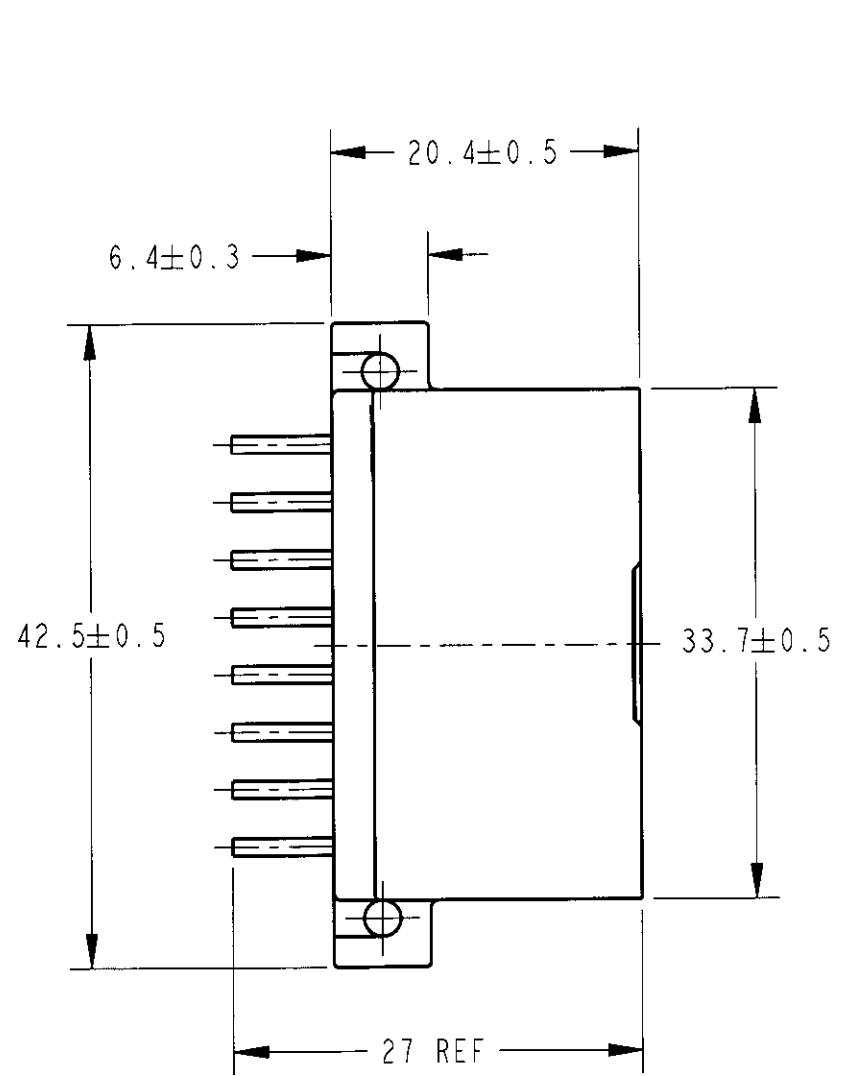


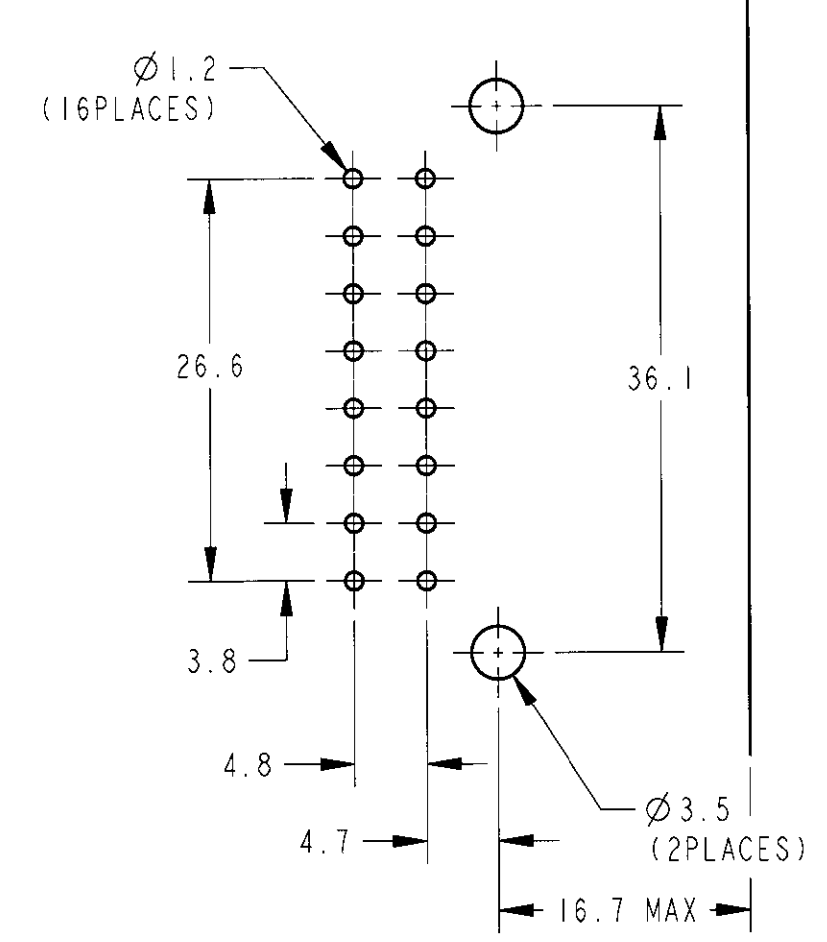
LOC J DIST -

REVISIONS

P	LTR	DESCRIPTION	ECN	DATE	DWN	APVD
0		RELEASED 作成	FJ00-0212-00	7FEB00	E.S	M.T

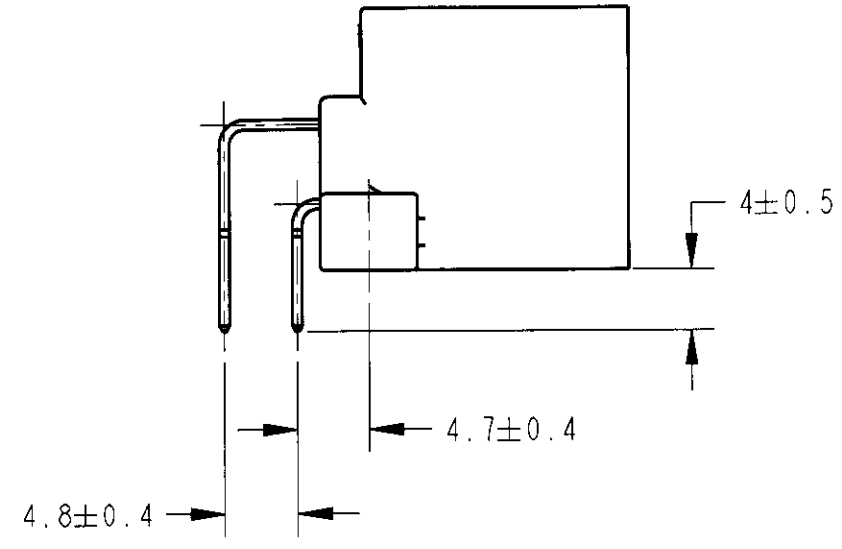


プリント基板取付け寸法 (公差±0.1)
 (MOUNTING DIMENSIONS FOR P.C. BOARD : TOLERANCE ±0.1)
 *ピッチ公差は累積しない (NON ACCUMULATE PITCH TOLERANCE)



1. APPLICABLE P.C. BOARD THICKNESS : 1.6mm
2. RECOMMENDED MOUNTING SCREW : 3mm DIA, 6mm LENGTH PAN HEAD, CLASS 2 TAPPING SCREW SPECIFIED IN JIS B1115, B1122 (TIGHTENING TORQUE : 39.2N-cm MAX)
3. MATING HOUSING PART NUMBER : 179093-6

1. 適用プリント基板厚 : 1.6mm
2. 推奨取付けねじ : JIS B1115, B1122タッピングねじ。なべ2種 呼び径3、長さ6mm (締め付けトルク : 39.2N-cm以下)
3. 嵌合相手ハウジング型番 : 179093-6



GRAY (灰)	1376019-1
COLOR (色)	PART NUMBER (型番)

THIS DRAWING IS A CONTROLLED DOCUMENT FOR AMP INCORPORATED. IT IS SUBJECT TO CHANGE AND THE CONTROLLING ENGINEERING ORGANIZATION SHOULD BE CONTACTED FOR THE LATEST REVISION.		DWN E. SASAKI 7FEB00	AMP Tyco Electronics AMP K.K. Kawasaki, Japan
		CHK H. KITAMURA 7FEB00	
DIMENSIONS: 単位: 概 mm		APVD M. TSUKAKOSHI 7FEB00	NAME 名称 CAP HOUSING ASSEMBLY 16POS. H-TYPE, 07011 MULTI-LOCK CONNECTOR キャップハウジングアセンブリ 16極 水平型, 07011 マルチロックコネクタ
TOLERANCES UNLESS OTHERWISE SPECIFIED: 一般公差 = ±0.3		PRODUCT SPEC 108-5452	
MATERIAL 材料 PBT		APPLICATION SPEC 取付適用規格	SIZE A3
FINISH 仕上 -		WEIGHT 9.3 g	CAGE CODE 00779
		CUSTOMER DRAWING	DRAWING NO 番号 C=1376019
		SCALE 尺度 2:1	RESTRICTED TO -
		SHEET 1 OF 1	REV 0