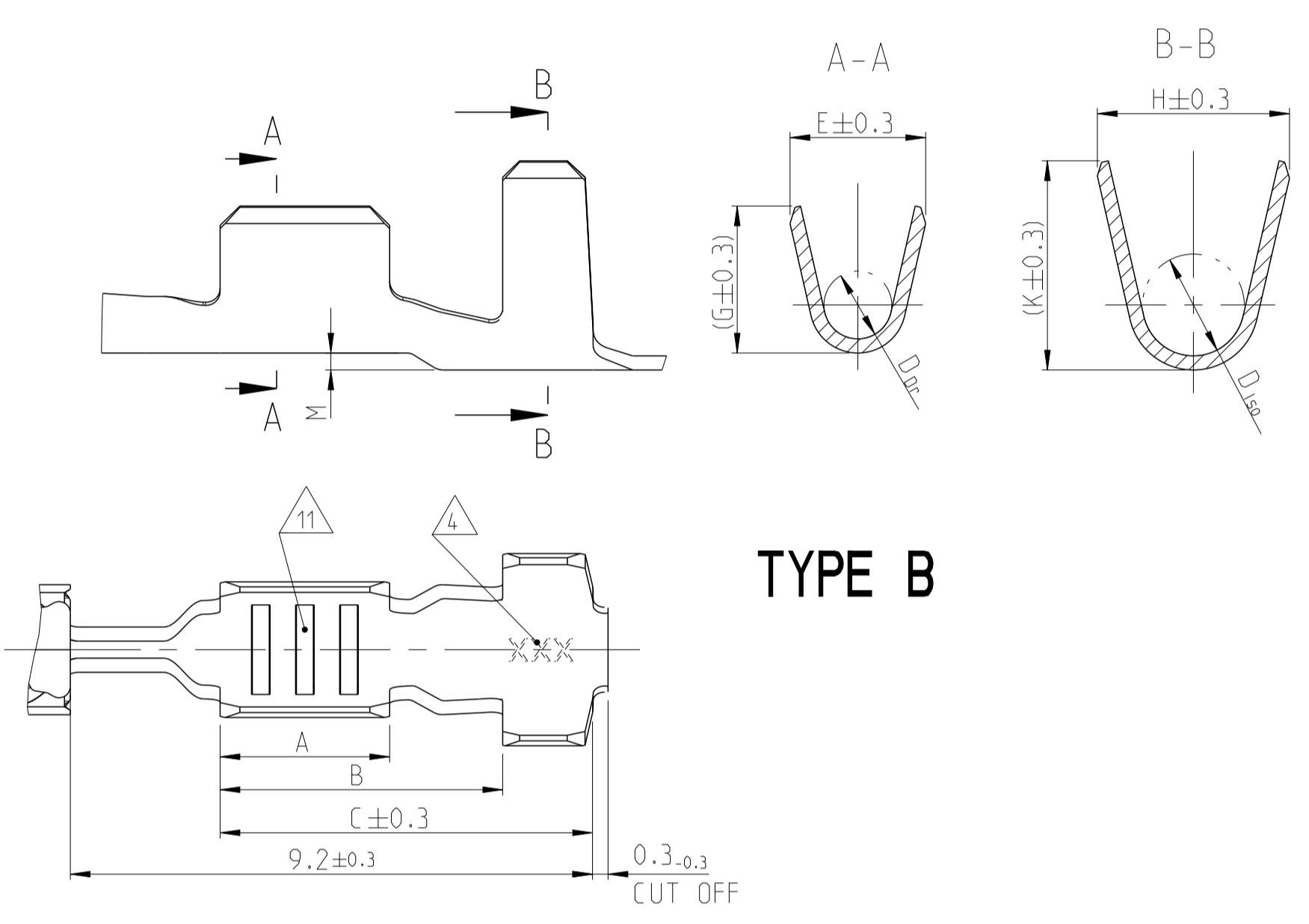
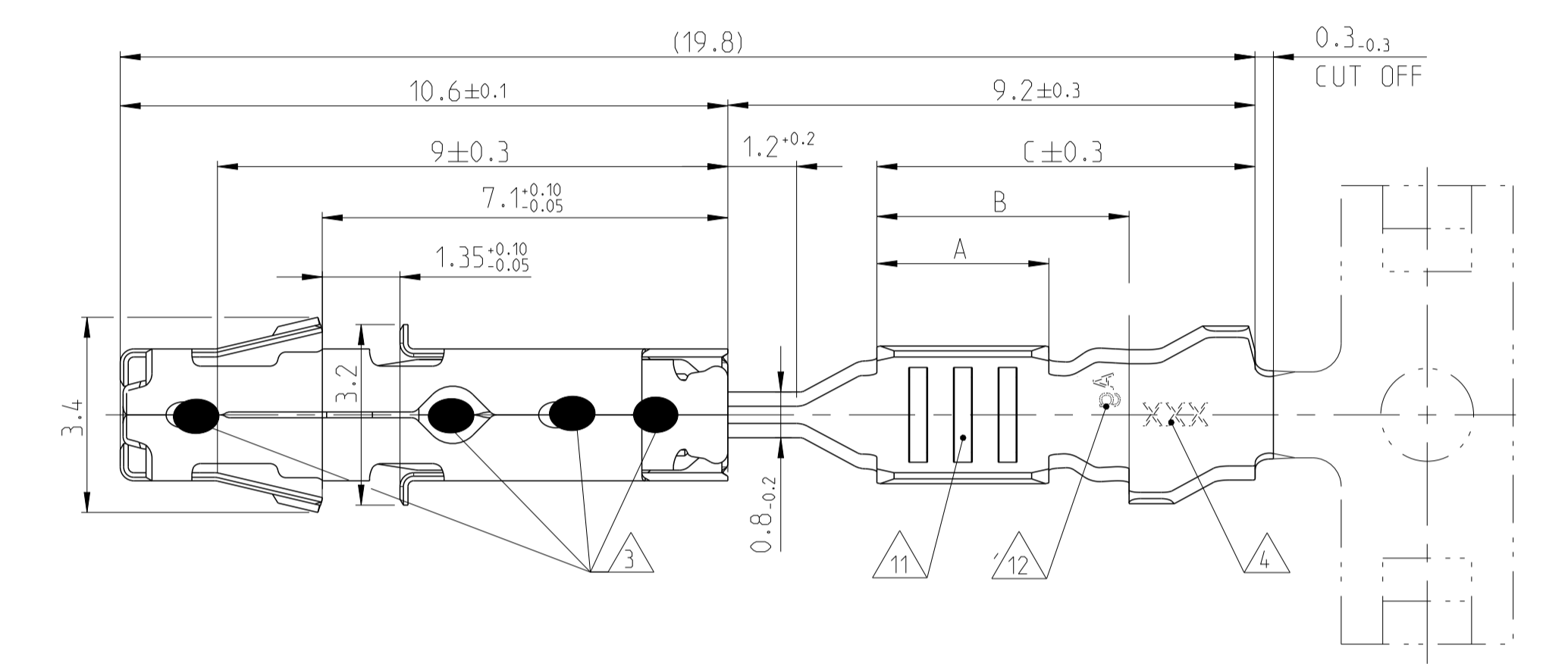
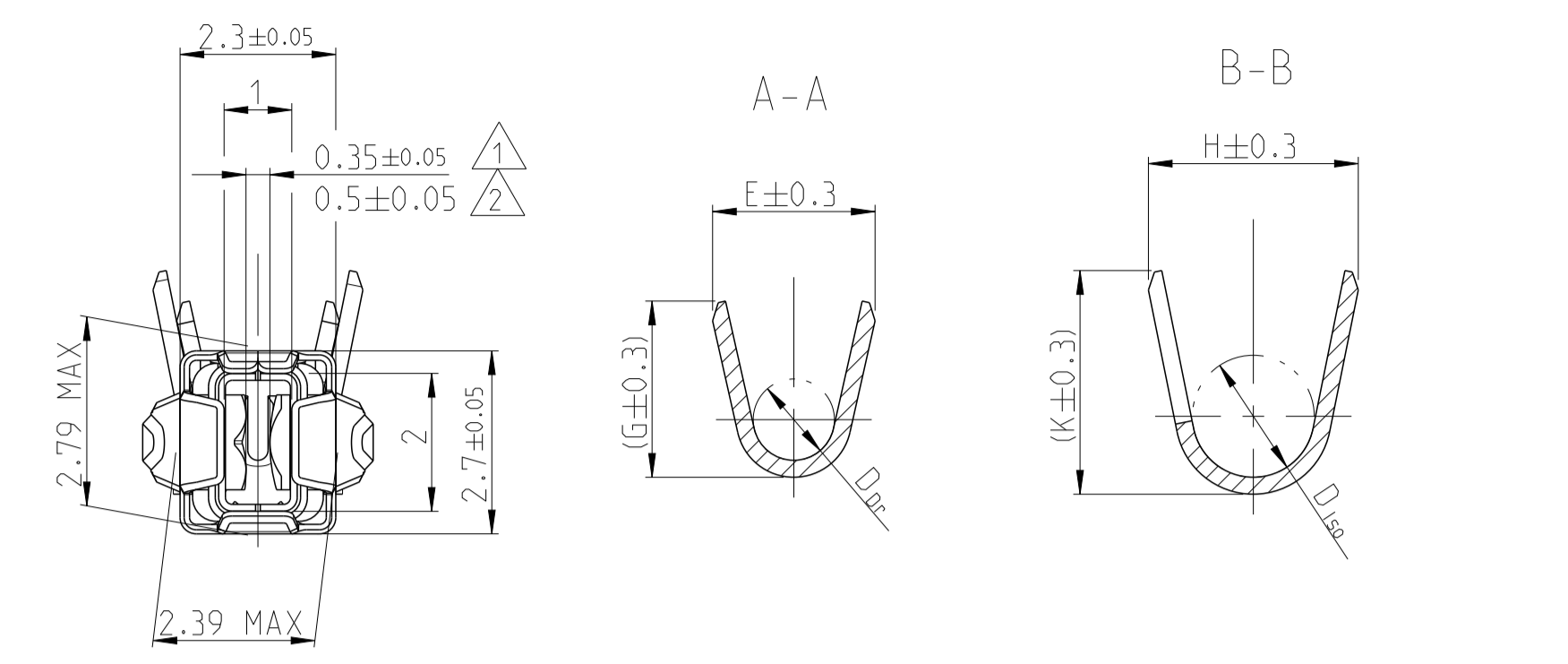
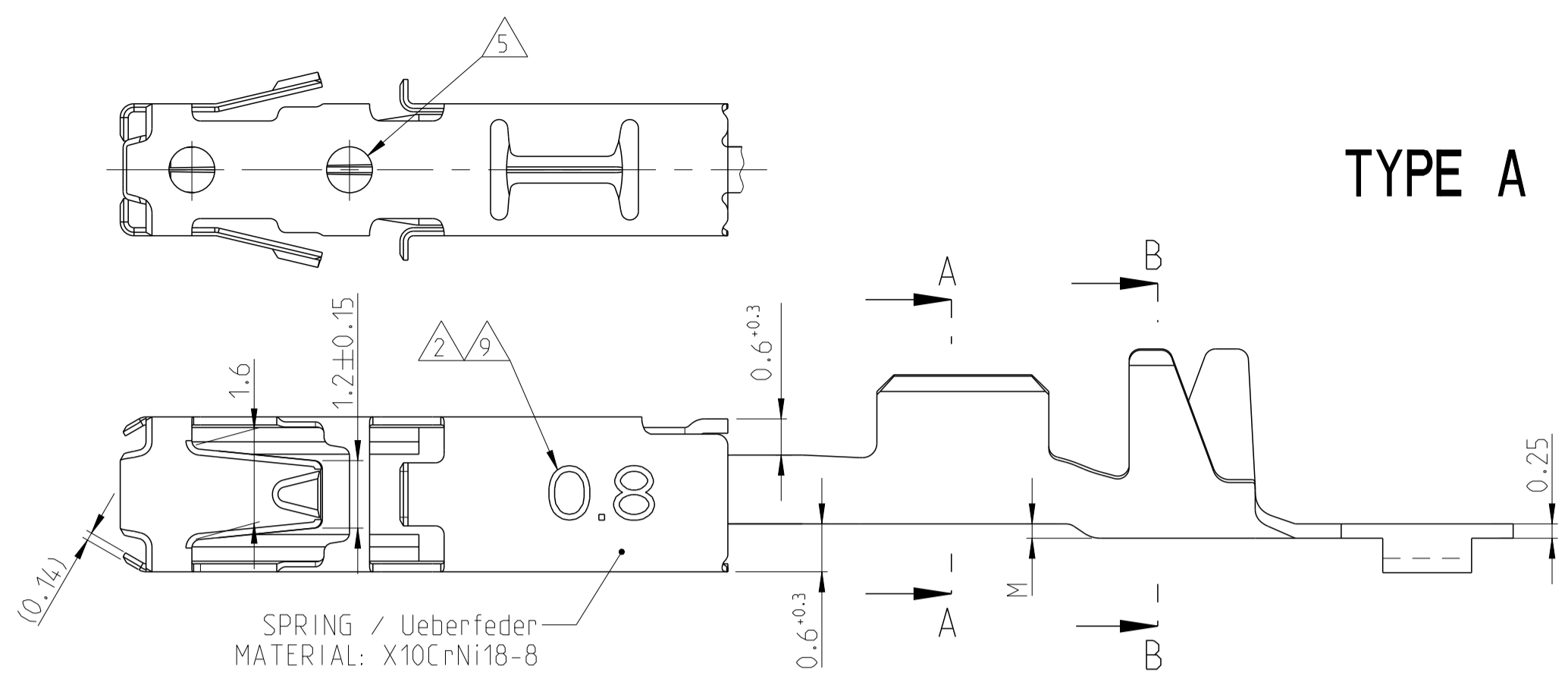
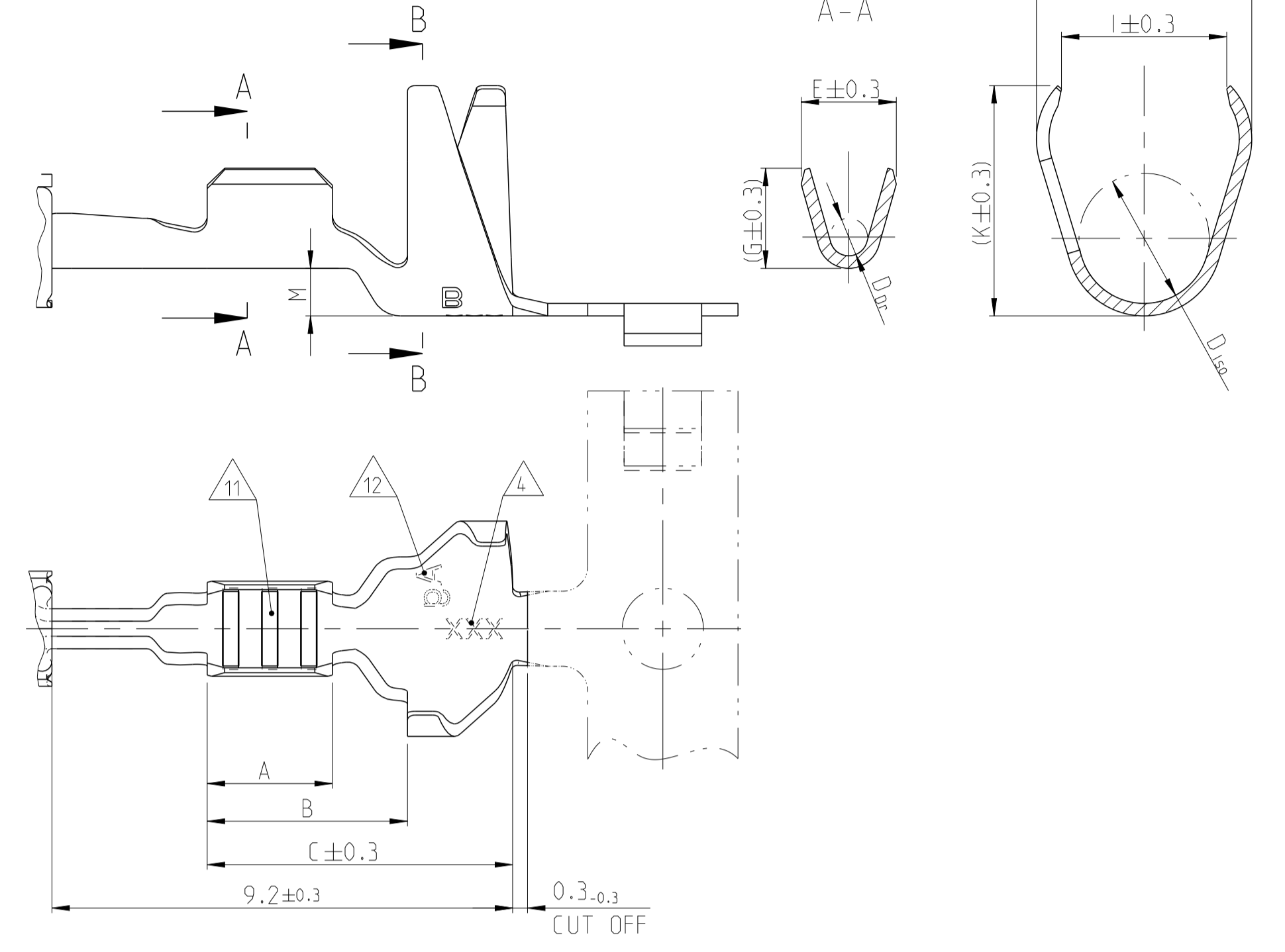


LOC	DIST	REVISIONS					
A1	-	P	LTA	DESCRIPTION	DATE	OWN	APVD
		B14		REVISED PER ECO-11-005150	29APR2011	RK	HMR
		B15		Part 1564324-3 and 1564325-3 aktiv.	30JAN2012	Kirs	Mair
		B16		Illustration of loose piece parts added.	12MAR2013	Kirs	Mair
		B17		LOOSE PIECE PARTS REMOVED. ECR-15-008626	08JUN2015	Abt	Mair

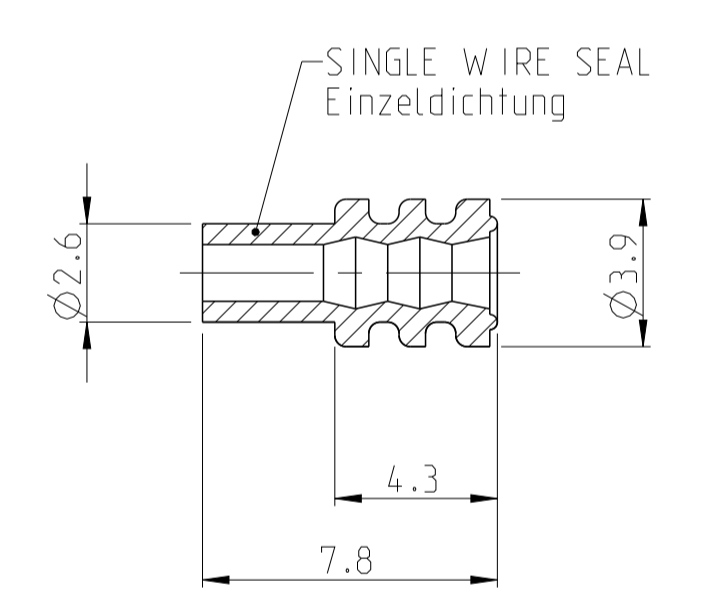


**SINGLE WIRE SEALING SYSTEM**

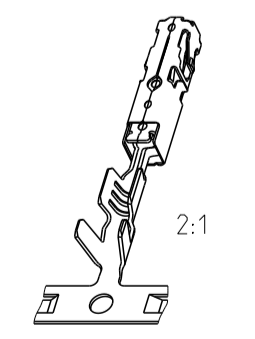


ORDER NO. Bestell-Nr.	REV.	TO BE USED ON TAB	WIRE RANGE Drahtgroessenbereich (mm²)	INSULATION DIA Isolations Ø (mm)	MATERIAL Werkstoff	PLATING Ueberzug	LENGTH Laenge	WIRE CRIMP Drahtcrimp	INSUL. CRIMP Isol.-Crimp	FORM OF ISO-CRIMP Form des Iso-Crimp
1718558-1	B	1	1.0...1.5	2.2...2.4	CuNiSi	TINPLATED vorverzinkt	A = 3.0	E = 2.7 G = (2.9) D <sub>Dr</sub> = 1.4	H = 4.5 I = 3.6 K = (4.9) D <sub>iso</sub> = 2.9 M = 0.9	SINGLE WIRE SEALING SYSTEM Einzeldichtungssystem
1418884-3	B	1			CuNiSi	PRESILVER vorversilbert	B = 4.5 C = 6.6			
1418884-1	B	1			CuNiSi	TINPLATED vorverzinkt				
1534162-1	B	2			CuNiSi	TINPLATED vorverzinkt				
1-1241380-2	B				CuNiSi	TINPLATED vorverzinkt	A = 3.0	E = 2.4 G = (2.6) D <sub>Dr</sub> = 1.2	H = 4.3 I = 3.3 K = (4.8) D <sub>iso</sub> = 2.7 M = 0.9	
1241380-3	B	1	0.5...1.0	1.4...2.1	CuNiSi	PRESILVER vorversilbert	B = 4.5 C = 6.6			
1241380-2	B				CuNiSi	TINPLATED vorverzinkt				
1241380-1	B				CuNiSi	TINPLATED vorverzinkt				
1564324-3	B				CuNiSi	PRESILVER vorversilbert		E = 1.9 G = (2.0) D <sub>Dr</sub> = 0.75	H = 4.3 I = 3.3 K = (4.8) D <sub>iso</sub> = 2.6 M = 0.9	
1564324-2	B	1			CuNiSi	PRESILVER vorversilbert				
1564324-1	B				CuNiSi	TINPLATED vorverzinkt	A = 2.5			
1534160-1	B	2	0.2...0.35	1.1...1.4	CuNiSi	TINPLATED vorverzinkt	B = 4.0 C = 6.1	E = 1.8 G = (1.7) D <sub>Dr</sub> = 0.75		
1241378-3	B	13			CuNiSi	PRESILVER vorversilbert				
1241378-2	B	1			CuNiSi	TINPLATED vorverzinkt				
1241378-1	B	13			CuNiSi	TINPLATED vorverzinkt				
1241376-2	B	1	0.5...1.0	MAX. 2 x 1.6	CuNiSi	TINPLATED vorverzinkt	A = 3.0 B = 5.0 C = 6.6	E = 2.4 G = (2.6) D <sub>Dr</sub> = 1.2	H = 3.4 K = (3.7) D <sub>iso</sub> = 1.8 M = 0.3	TYPE B
1241376-1	B				CuNiSi	TINPLATED vorverzinkt				
1418410-1	B	2			CuNiSi	TINPLATED vorverzinkt	A = 3.2	E = 2.7 G = (2.9) D <sub>Dr</sub> = 1.4	H = 3.9 K = (3.9) D <sub>iso</sub> = 1.9 M = 0.2	TYPE A
1534334-1	B	1	1.5	2.2...2.4	CuNiSi	TINPLATED vorverzinkt	B = 4.4 C = 6.6			
1418408-1	B	2			CuNiSi	TINPLATED vorverzinkt				
1241374-3	B				CuNiSi	PRESILVER vorversilbert	A = 3.0	E = 2.4 G = (2.6) D <sub>Dr</sub> = 1.2	H = 3.1 K = (3.3) D <sub>iso</sub> = 1.8 M = 0.2	
1241374-2	B	1	0.5...1.0	1.4...2.1	CuNiSi	TINPLATED vorverzinkt	B = 4.4 C = 6.6			
1241374-1	B				CuNiSi	TINPLATED vorverzinkt				
1564980-2	B	1			CuNiSi	TINPLATED vorverzinkt		E = 1.9 G = (2.0) D <sub>Dr</sub> = 0.75	H = 2.3 K = (2.3) D <sub>iso</sub> = 1.1 M = 0	
1564980-1	B				CuNiSi	TINPLATED vorverzinkt	A = 2.5 B = 3.7 C = 5.7	E = 1.8 G = (1.7) D <sub>Dr</sub> = 0.75		
1241372-2	B	13	0.2...0.35	1.1...1.4	CuNiSi	TINPLATED vorverzinkt				
1241372-1	B	13			CuNiSi	TINPLATED vorverzinkt				

- Bemerkungen NOTES**
- 1 Geeignet fuer Flachstecker TO BE USED ON TAB 1.5 -0.2 x 0.6-0.07
  - 2 Geeignet fuer Flachstecker TO BE USED ON TAB 1.5 -0.1 x 0.8±0.03
  - 3 Laserschweissung LASERWELDED
  - 4 Kennung fuer Werkzeug und Revisionsstand DIE-IDENTIFICATION AND REVISION STATUS
  - 5 Min. 0.8µm Goldueberzug im Kontaktbereich ueber min. 1.3µm Nickelueberzug; min. 1µm Zinnueberzug im Crimpbereich. Zur Kennzeichnung siehe Loch an der Ueberfeder MIN. 0.8µm GOLDPLATE IN CONTACT AREA OVER MIN. 1.3µm NICKELPLATE; MIN. 1µm TINPLATE IN CRIMP AREA. AS INDEX SEE HOLE AT SPRING
  - 6 Fuer Doppel- und Einzelcrimp FOR DOUBLE AND SINGLE CRIMP
  - 7 Auswahl der Einzeldichtung entsprechend dem Isolationsdurchmesser SINGLE WIRE SEAL TO BE SELECTED ACCORDING TO INSULATION-DIA
  - 8 Zulaessige Strombelastbarkeit siehe Drahtgroesse 1 mm² CURRENT CARRYING CAPABILITY SEE WIRE CROSS SECTION
  - 9 Kennzeichnung fuer besonderes Oeffnungsmass und Tab-Abmessung 0.8mm. SIGNED FOR SPECIAL GAPSIZE AND TABDIMENSION 0.8mm.
  - 10 1.27µm Goldueberzug im Kontaktbereich ueber min. 1.3µm Nickelueberzug; min. 1µm Zinnueberzug im Crimpbereich. Zur Kennzeichnung siehe Loch an der Ueberfeder
  - 11 Unterschiedliche Ausfuehrung und Anzahl der Rillen moeglich DIFFERENT FORM AND NUMBER OF THE SERRATION POSSIBLE
  - 12 Kennzeichnung mit "Ag" bei Silberueberzug im Kontaktbereich MARKING WITH "Ag" FOR SILVERPLATING IN CONTACT AREA
  - 13 1241372 nicht fuer Neuanwendung, wird ersetzt durch 1564980 1241378 nicht fuer Neuanwendung, wird ersetzt durch 1564324 1241372 SUPERSEDED BY PN 1564980 1241378 SUPERSEDED BY PN 1564324.
  - 14 Einzelheiten der Ausfuehrung bleiben dem Hersteller uebertlassen DETAILS OF DESIGN ARE LEFT TO MANUFACTURER



964972-1	1.9...2.4	YELLOW gelb
963530-1	1.4...1.9	GREY grau
964971-1	1.2...1.6	RED rot
1718705-1	0.9...1.2	GREEN gruen
ORDER NO. Bestell-Nr.	INSULATION DIA Isolations Ø	COLOUR Farbe



THIS DRAWING IS A CONTROLLED DOCUMENT. OWN R. Liebing 27AUG2004  
 CHK A. Mairosler 30JAN2012  
 APVD M. Bleicher 30JAN2012

DIMENSIONS: mm TOLERANCES UNLESS OTHERWISE SPECIFIED: ±0.2

MATERIAL: SEE TABLE siehe Tabelle FINISH: SEE TABLE siehe Tabelle WEIGHT: -

NAME: AMP MCP 1.5K PRODUCT GROUP DRAWING

SIZE: A1 CAGE CODE: 00779 DRAWING NO: 1241436

Customer Drawing SCALE: 10:1 SHEET: 1 OF 1