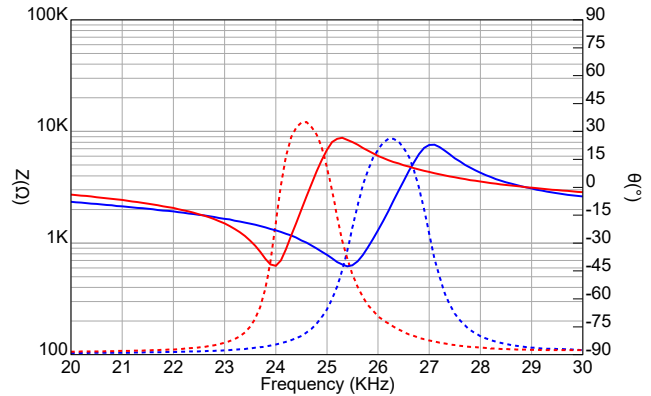




Impedance/Phase Angle vs. Frequency

Tested under 1Vrms Oscillation Level.

250SR160 Impedance ————
 250SR160 Phase - - - - -
 250ST160 Impedance ————
 250ST160 Phase - - - - -



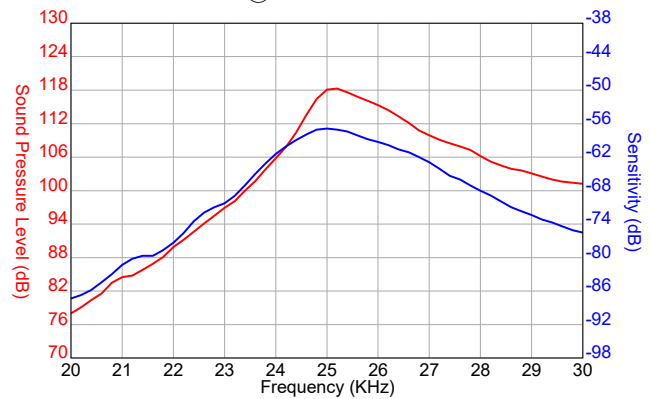
Specification

250ST160	Transmitter
250SR160	Receiver
Center Frequency	25.0±1.0KHz
Bandwidth (-6dB)	2.0KHz
Transmitting Sound Pressure Level at 25.0KHz; 0dB re 0.0002μbar per 10Vrms at 30cm	112dB min.
Receiving Sensitivity at 25.0KHz 0dB = 1 volt/μbar	-62dB min.
Capacitance at 1KHz ±20%	250ST 3000 pF 250SR 2600 pF
Max. Driving Voltage (cont.)	20Vrms
Total Beam Angle (-6dB)	85° typical
Operation Temperature	-30 to 70°C
Storage Temperature	-40 to 80°C

All specification taken typical at 25°C
 Closer frequency tolerance can be supplied upon request.

Sensitivity/Sound Pressure Level

Tested under 10Vrms @30cm

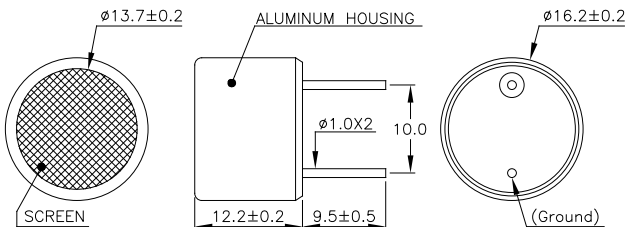


Model available:

1	250ST/R160	Aluminum Housing
2	250ST/R16B	Black Aluminum Housing
3	250ST/R16P	Plastic Housing

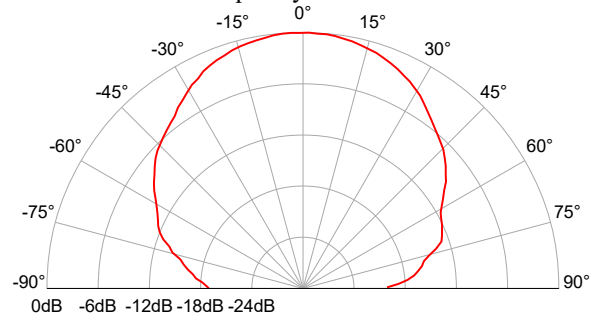
Dimensions

dimensions are in mm



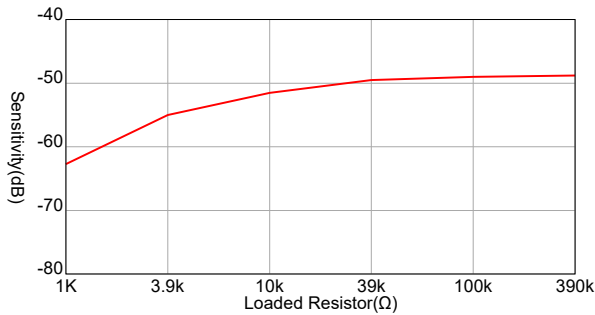
Beam Angle

Tested at 25.0KHz Frequency

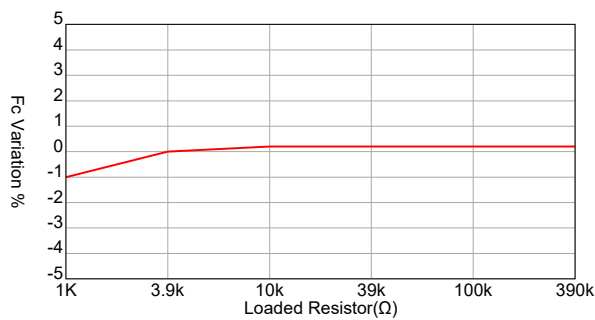


250SR160 Receiver

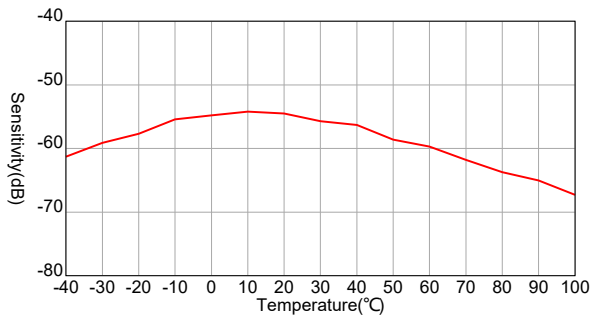
Sensitivity Variation vs. Loaded Resistor



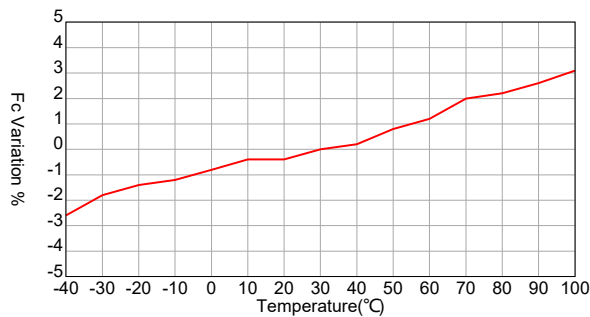
Center Frequency Shift vs. Loaded Resistor



Sensitivity Variation vs. Temperature

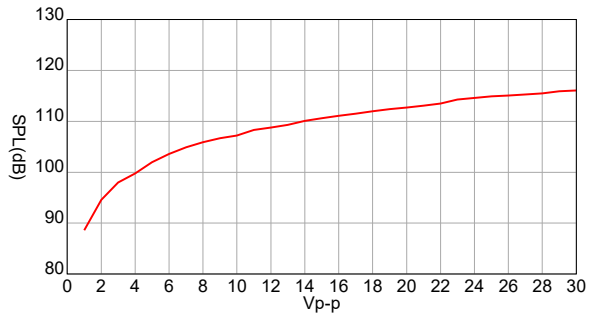


Center Frequency Shift vs. Temperature

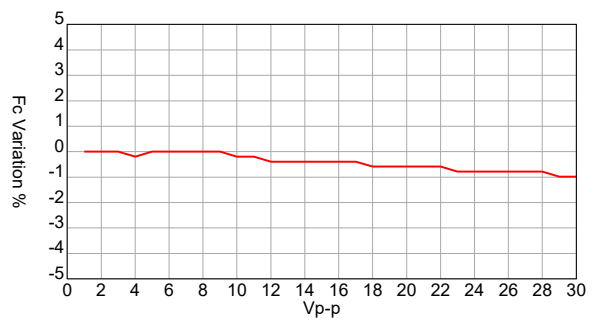


250ST160 Transmitter

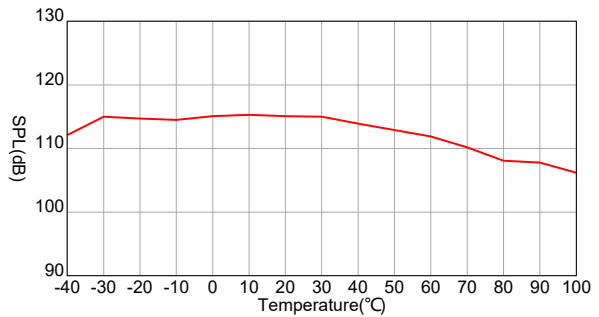
SPL Variation vs. Driving Voltage



Center Frequency Shift vs. Driving Voltage



SPL Variation vs. Temperature



Center Frequency Shift vs. Temperature

