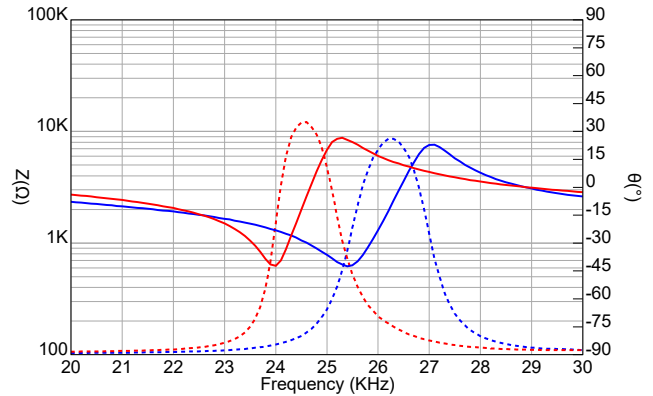




**Impedance/Phase Angle vs. Frequency**

Tested under 1Vrms Oscillation Level.

250SR160 Impedance ————  
 250SR160 Phase - - - - -  
 250ST160 Impedance ————  
 250ST160 Phase - - - - -



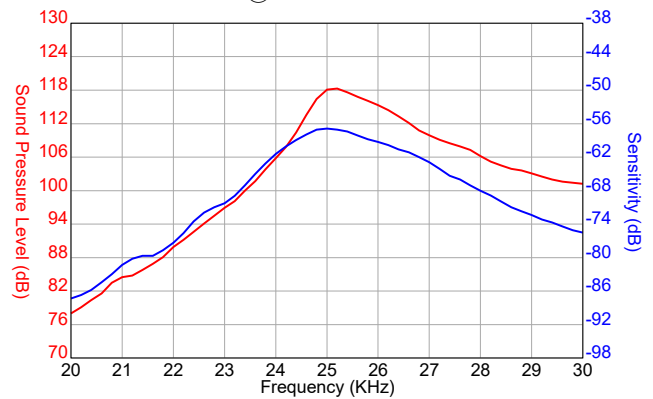
**Specification**

250ST160	Transmitter
250SR160	Receiver
Center Frequency	25.0±1.0KHz
Bandwidth (-6dB)	2.0KHz
Transmitting Sound Pressure Level at 25.0KHz; 0dB re 0.0002μbar per 10Vrms at 30cm	112dB min.
Receiving Sensitivity at 25.0KHz 0dB = 1 volt/μbar	-62dB min.
Capacitance at 1KHz ±20%	250ST 3000 pF 250SR 2600 pF
Max. Driving Voltage (cont.)	20Vrms
Total Beam Angle (-6dB)	85° typical
Operation Temperature	-30 to 70°C
Storage Temperature	-40 to 80°C

All specification taken typical at 25°C  
 Closer frequency tolerance can be supplied upon request.

**Sensitivity/Sound Pressure Level**

Tested under 10Vrms @30cm

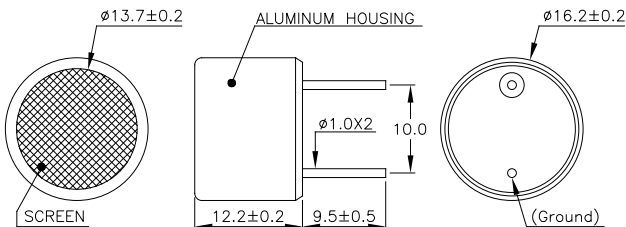


Model available:

1	250ST/R160	Aluminum Housing
2	250ST/R16B	Black Aluminum Housing
3	250ST/R16P	Plastic Housing

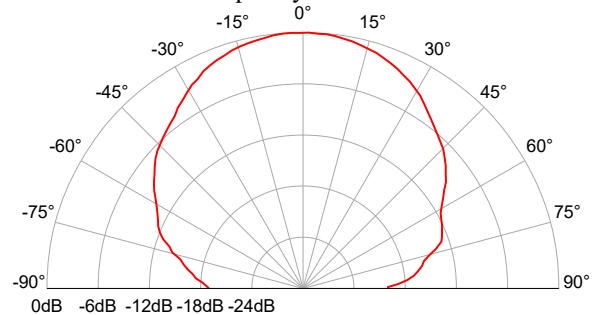
**Dimensions**

dimensions are in mm



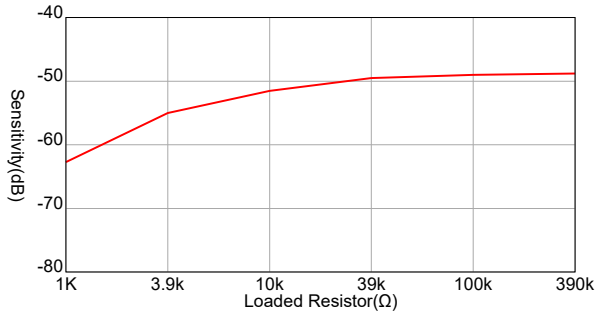
**Beam Angle**

Tested at 25.0KHz Frequency

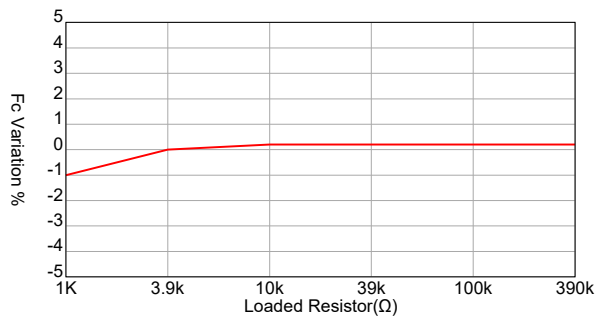


**250SR160 Receiver**

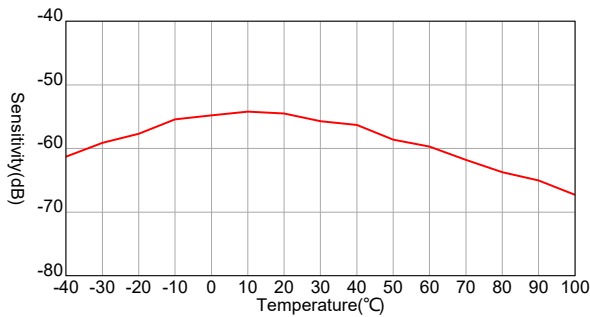
**Sensitivity Variation vs. Loaded Resistor**



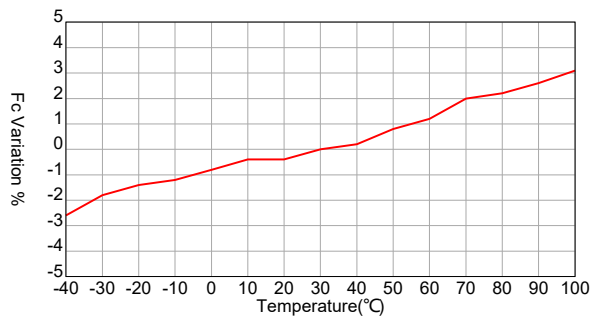
**Center Frequency Shift vs. Loaded Resistor**



**Sensitivity Variation vs. Temperature**

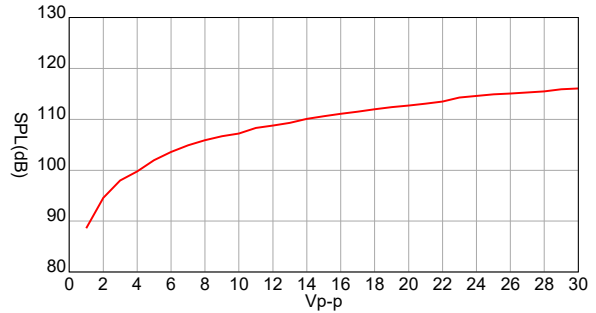


**Center Frequency Shift vs. Temperature**

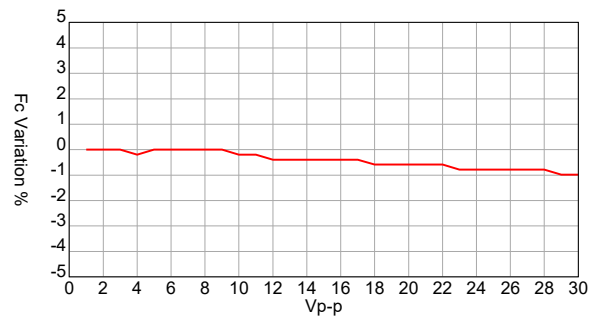


**250ST160 Transmitter**

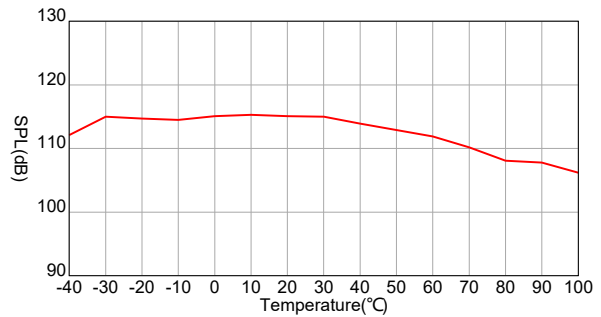
**SPL Variation vs. Driving Voltage**



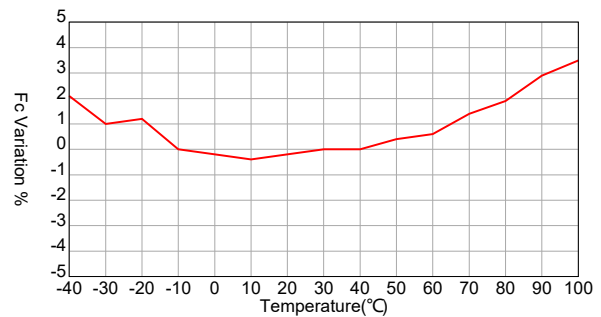
**Center Frequency Shift vs. Driving Voltage**



**SPL Variation vs. Temperature**



**Center Frequency Shift vs. Temperature**



**S. Square Enterprise Company Limited**  
**Pro-Wave Electronics Corporation**

[Http://www.pro-wave.com.tw](http://www.pro-wave.com.tw) ; E-mail: [sales@pro-wave.com.tw](mailto:sales@pro-wave.com.tw) ; Tel: 886-2-22465101 ; Fax: 886-2-22465105